



US00D741315S

(12) **United States Design Patent**  
**Lee et al.**

(10) **Patent No.:** **US D741,315 S**  
(45) **Date of Patent:** **\*\* Oct. 20, 2015**

(54) **PORTABLE COMPUTER**

(71) Applicant: **Samsung Electronics Co., Ltd.**,  
Suwon-si (KR)

(72) Inventors: **Son-Young Lee**, Seoul (KR); **Ik-Sang Kim**, Seoul (KR)

(73) Assignee: **Samsung Electronics Co., Ltd.**,  
Suwon-si (KR)

(\*\*) Term: **14 Years**

(21) Appl. No.: **29/488,113**

(22) Filed: **Apr. 16, 2014**

(30) **Foreign Application Priority Data**

Nov. 5, 2013 (KR) ..... 30-2013-00055581

(51) **LOC (10) Cl.** ..... **14-02**

(52) **U.S. Cl.**  
USPC ..... **D14/315**

(58) **Field of Classification Search**  
USPC ..... D14/315-327, 391-399, 455, 456;  
D18/1, 2, 7, 11; 235/145 A, 145 R;  
341/22, 23; 345/104, 156, 168, 169,  
345/173; 361/679.08, 679.09, 679.11,  
361/679.26, 679.27  
CPC ..... G06F 1/16; G06F 1/1616; H01R 35/02;  
H03M 11/00; G09B 13/04; H03K 17/94;  
H05K 5/00; H01H 3/125; H01H 13/705

See application file for complete search history.

(56) **References Cited**

U.S. PATENT DOCUMENTS

6,771,494 B2 \* 8/2004 Shimano ..... 361/679.06  
D631,472 S \* 1/2011 Kawase et al. .... D14/327

\* cited by examiner

*Primary Examiner* — Freda S Nunn

(74) *Attorney, Agent, or Firm* — NSIP Law

(57) **CLAIM**

We claim the ornamental design for a portable computer, as shown and described.

**DESCRIPTION**

FIG. 1 is a front perspective view of a portable computer showing our new design;

FIG. 2 is a front view thereof;

FIG. 3 is a rear view thereof;

FIG. 4 is a left-side view thereof;

FIG. 5 is a right-side view thereof;

FIG. 6 is a top view thereof;

FIG. 7 is a bottom view thereof;

FIG. 8 is an enlarged cross-sectional view thereof taken along line 8-8 in FIG. 6;

FIG. 9 is an enlarged cross-sectional view thereof taken along line 9-9 in FIG. 6; and,

FIG. 10 is an enlarged view of the encircled portion A as shown in FIG. 1.

The broken lines in the figures show portions of the portable computer which form no part of the claimed design.

The dot-dot-dash broken lines encircling portions of the claimed design which are illustrated in enlargements form no part of the claimed design.

**1 Claim, 10 Drawing Sheets**

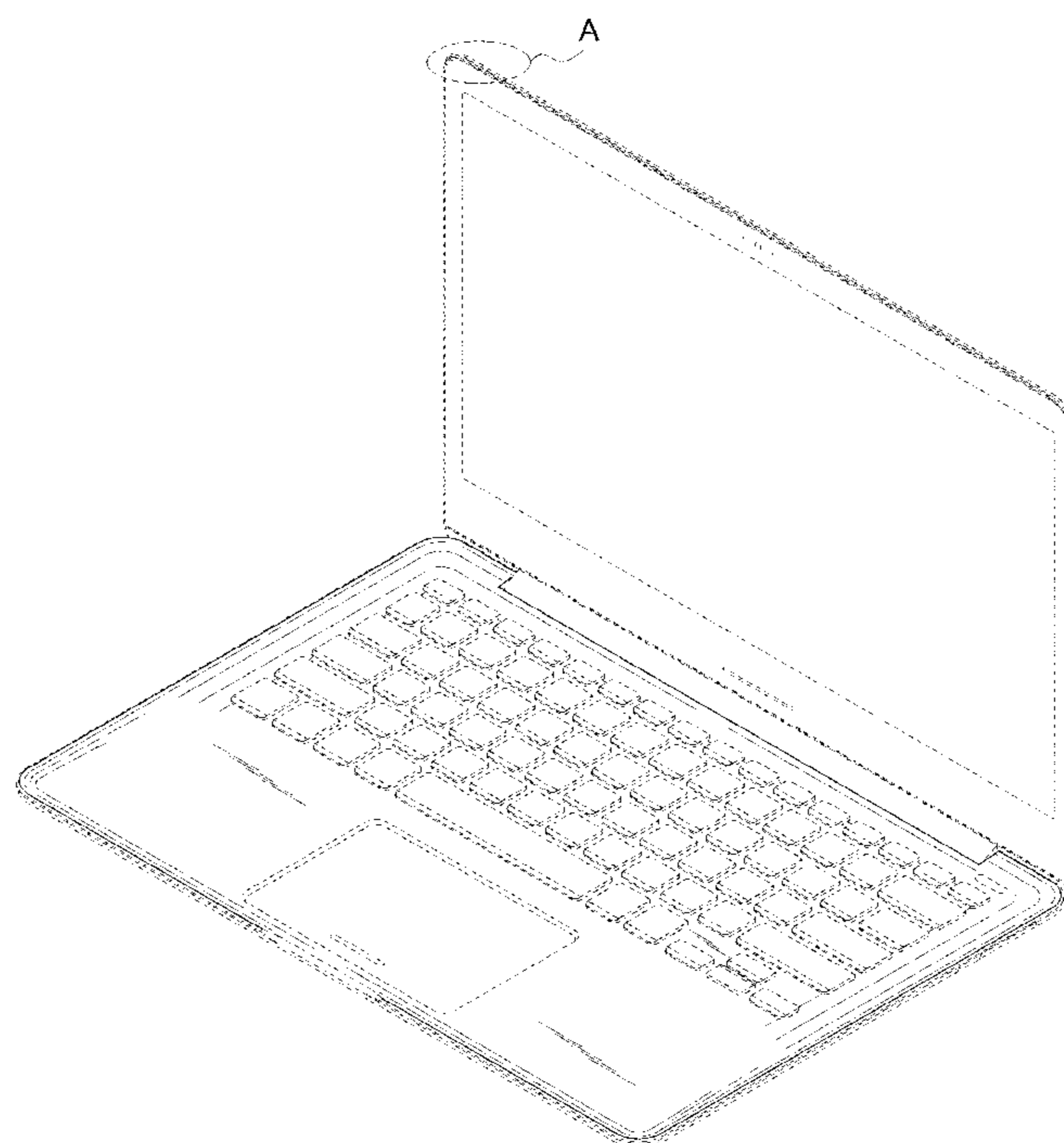


FIG. 1

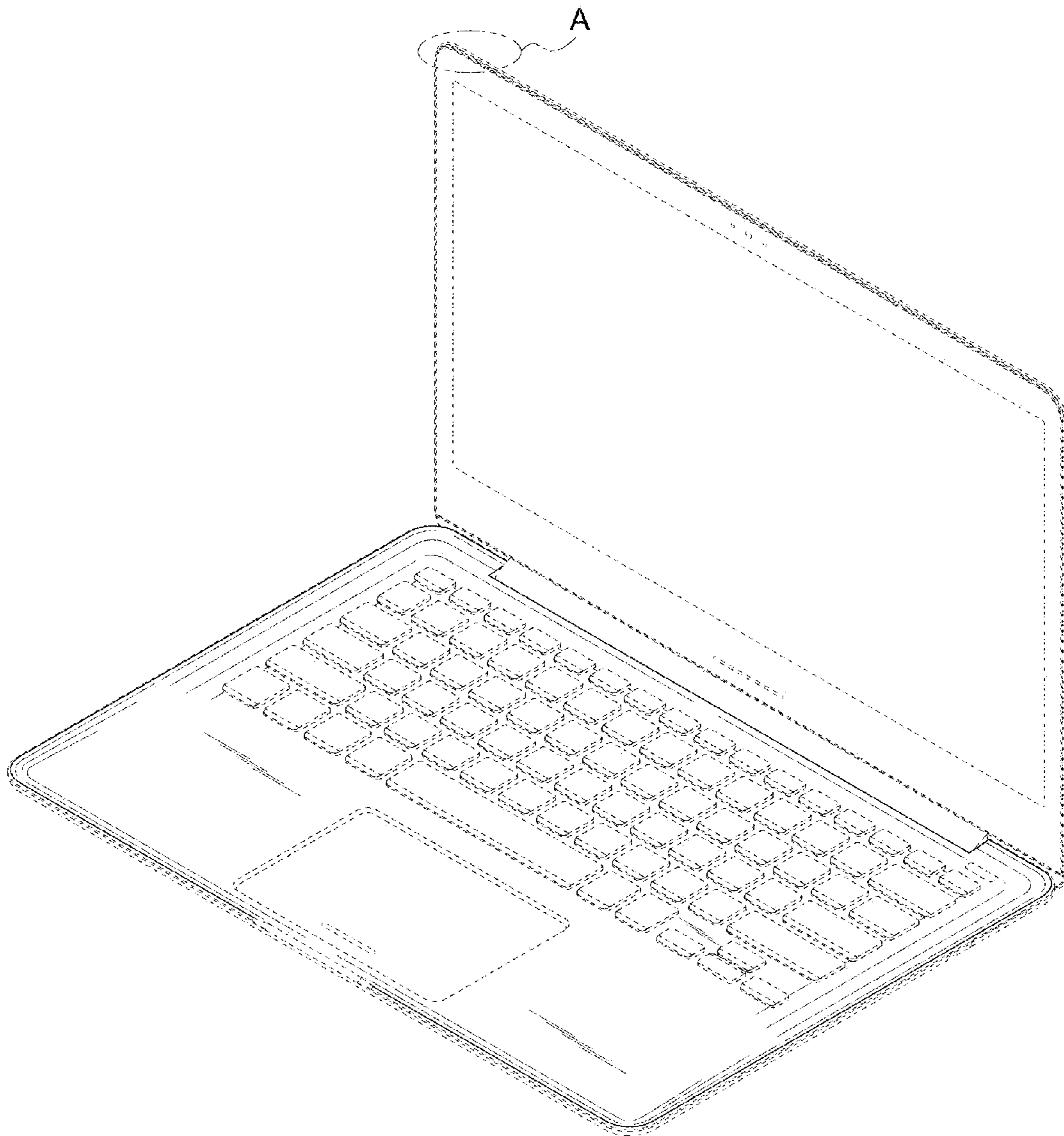



FIG.2



**FIG.3**




FIG.4




FIG.5




FIG.6

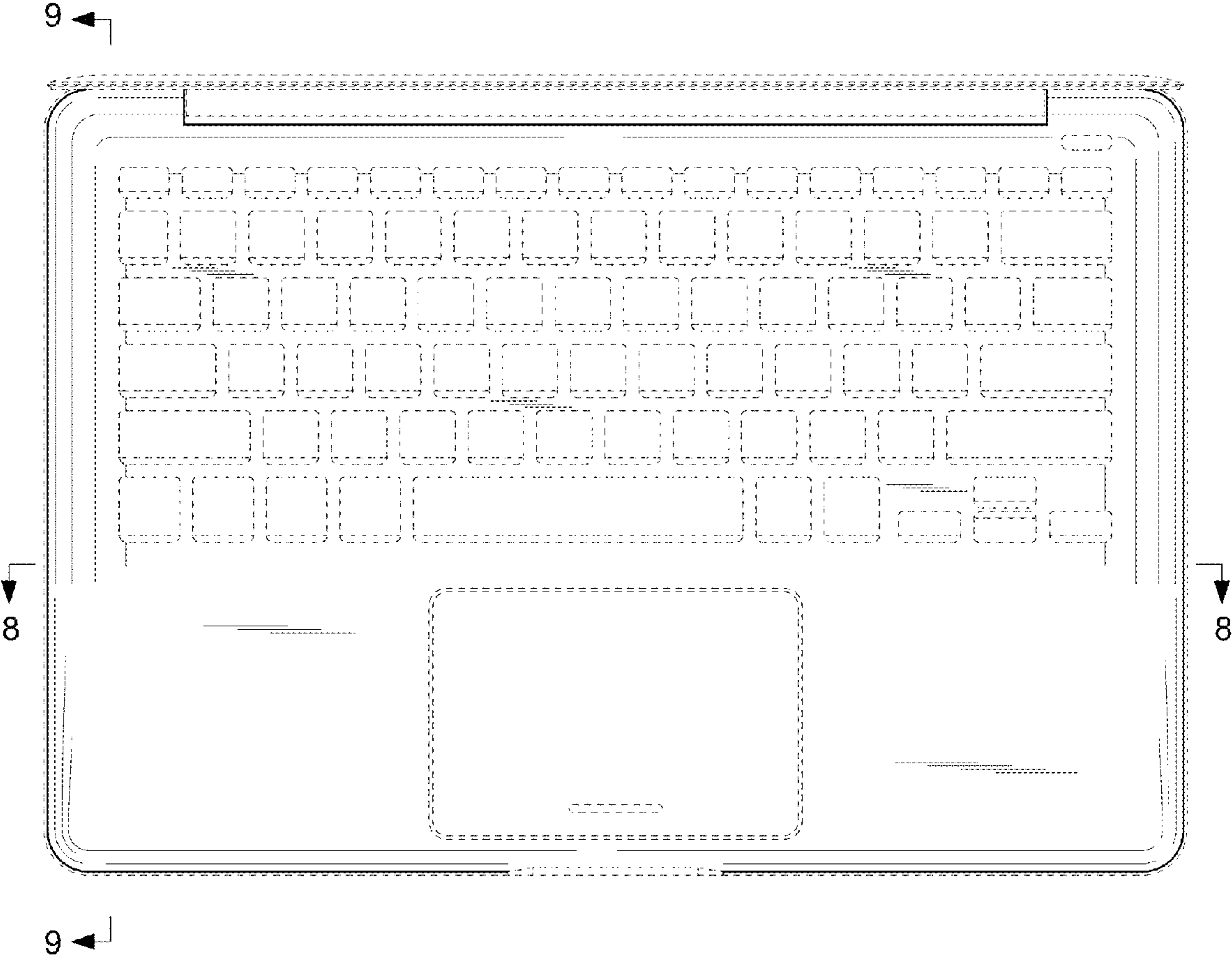




FIG.7





FIG.8



FIG.9



FIG.10

