



US00D741310S

(12) **United States Design Patent**
Bertrand et al.

(10) **Patent No.:** **US D741,310 S**

(45) **Date of Patent:** **** Oct. 20, 2015**

(54) **PHONE COVER**

(71) Applicants: **Blaise Bertrand**, San Francisco, CA (US); **Stephen Kim**, San Francisco, CA (US); **Albert Han Leung**, San Francisco, CA (US); **Francois Rybarczyk**, San Francisco, CA (US)

(72) Inventors: **Blaise Bertrand**, San Francisco, CA (US); **Stephen Kim**, San Francisco, CA (US); **Albert Han Leung**, San Francisco, CA (US); **Francois Rybarczyk**, San Francisco, CA (US)

(73) Assignee: **Antenna79, Inc.**, Encinitas, CA (US)

(**) Term: **14 Years**

(21) Appl. No.: **29/454,146**

(22) Filed: **May 7, 2013**

(51) **LOC (10) Cl.** **14-03**

(52) **U.S. Cl.**
USPC **D14/250**

(58) **Field of Classification Search**
USPC D14/250, 138 AA, 138 AB, 138 AD, D14/138 G, 217, 238.1, 248, 251–253, 346, D14/356, 440, 496, 203.5, 203.8; D13/103, D13/107, 108; D3/201, 218, 247, 269, 273, D3/301, 303; 455/575.1, 575.8; 206/305, 206/320, 251, 45.2

See application file for complete search history.

(56) **References Cited**

U.S. PATENT DOCUMENTS

D144,114 S *	3/1946	Kaphan	D3/245
D343,366 S *	1/1994	Dreher	D10/104.1
D420,363 S *	2/2000	Arrington	D14/250
D589,486 S *	3/2009	He	D14/138 AB
D589,505 S *	3/2009	He	D14/248
D590,823 S *	4/2009	Wong et al.	D14/248
D597,089 S *	7/2009	Khan et al.	D14/250
D599,788 S *	9/2009	Nuovo	D14/248

D608,752 S *	1/2010	He	D14/138 AA
D624,046 S *	9/2010	Lee et al.	D14/138 G
D626,527 S *	11/2010	Park et al.	D14/138 AB
D644,216 S *	8/2011	Richardson et al.	D14/250
D645,015 S *	9/2011	Lee et al.	D14/138 G
D645,834 S *	9/2011	Lee et al.	D14/138 AD
D662,926 S *	7/2012	Fahrendorff et al.	D14/250
D662,928 S *	7/2012	Fahrendorff et al.	D14/250
D669,889 S *	10/2012	Li et al.	D14/248
D671,745 S *	12/2012	Wyner	D3/301
D697,905 S *	1/2014	Chang et al.	D14/250
D709,488 S *	7/2014	Bulkley et al.	D14/250
D709,868 S *	7/2014	Witter et al.	D14/250

* cited by examiner

Primary Examiner — Barbara Fox

Assistant Examiner — Lilyana Bekic

(74) *Attorney, Agent, or Firm* — Cooley LLP

(57) **CLAIM**

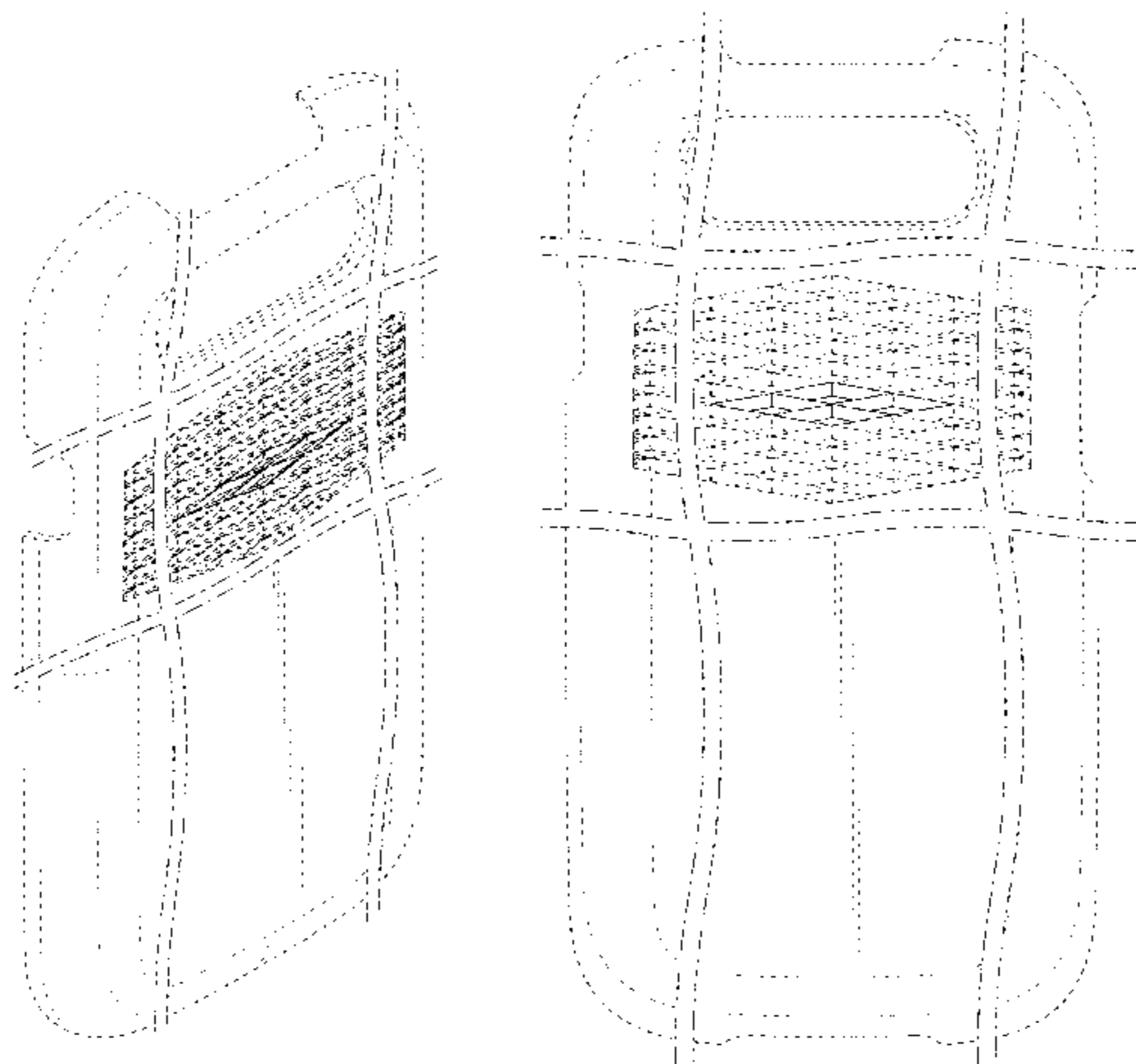
The ornamental design for a phone cover, as shown and described.

DESCRIPTION

FIG. 1 is a front perspective view of a phone cover; FIG. 2 is a rear perspective view of the phone cover illustrated in FIG. 1; FIG. 3 is a front view of the phone cover illustrated in FIG. 1; FIG. 4 is a rear view of the phone cover illustrated in FIG. 1; FIG. 5 is a left side view of the phone cover illustrated in FIG. 1; FIG. 6 is a right side view of the phone cover illustrated in FIG. 1; FIG. 7 is a top view of the phone cover illustrated in FIG. 1; and, FIG. 8 is a bottom view of the phone cover illustrated in FIG. 1.

The evenly-spaced broken lines shown in the drawings represent portions of the phone cover that form no part of the claimed design. The dot-dash broken lines represent a symbolic break in the length and width that forms no part of the claimed design.

1 Claim, 6 Drawing Sheets



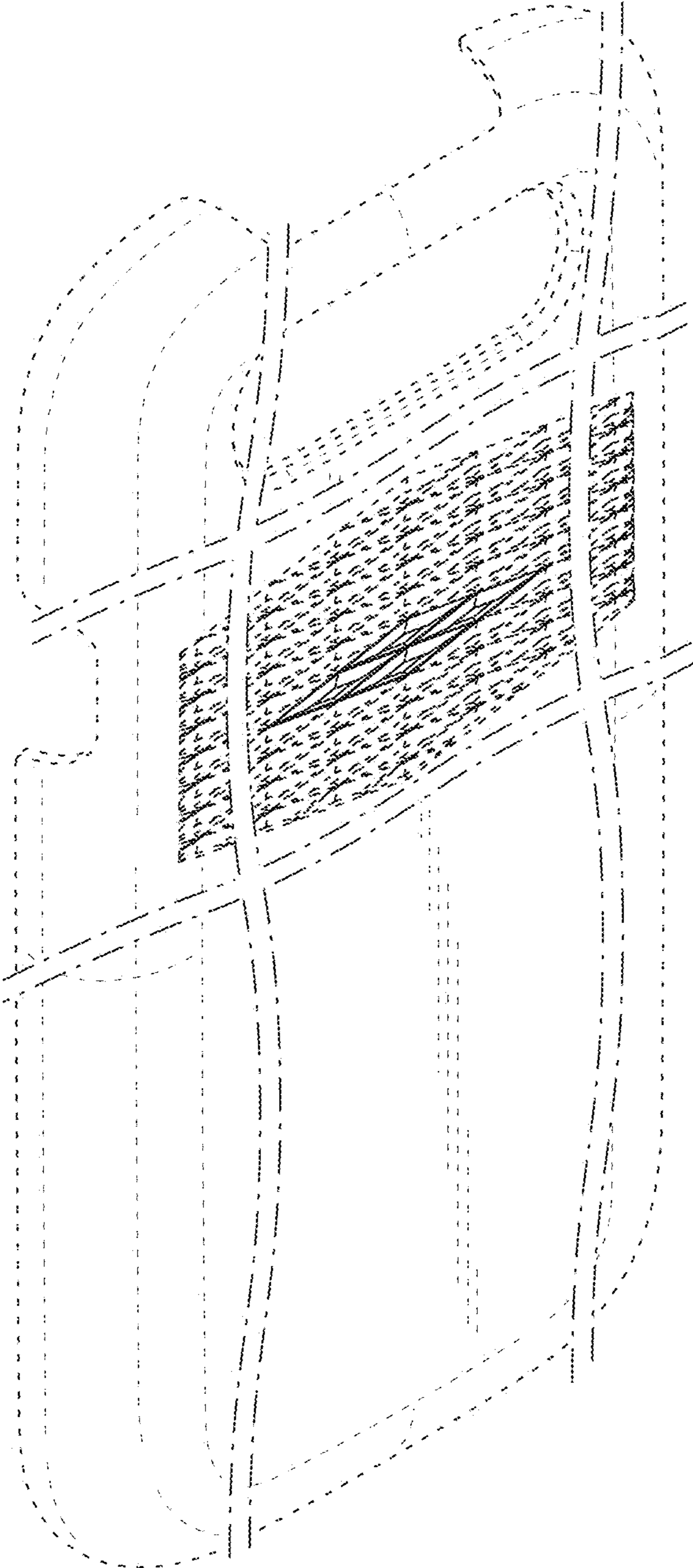


FIG.1

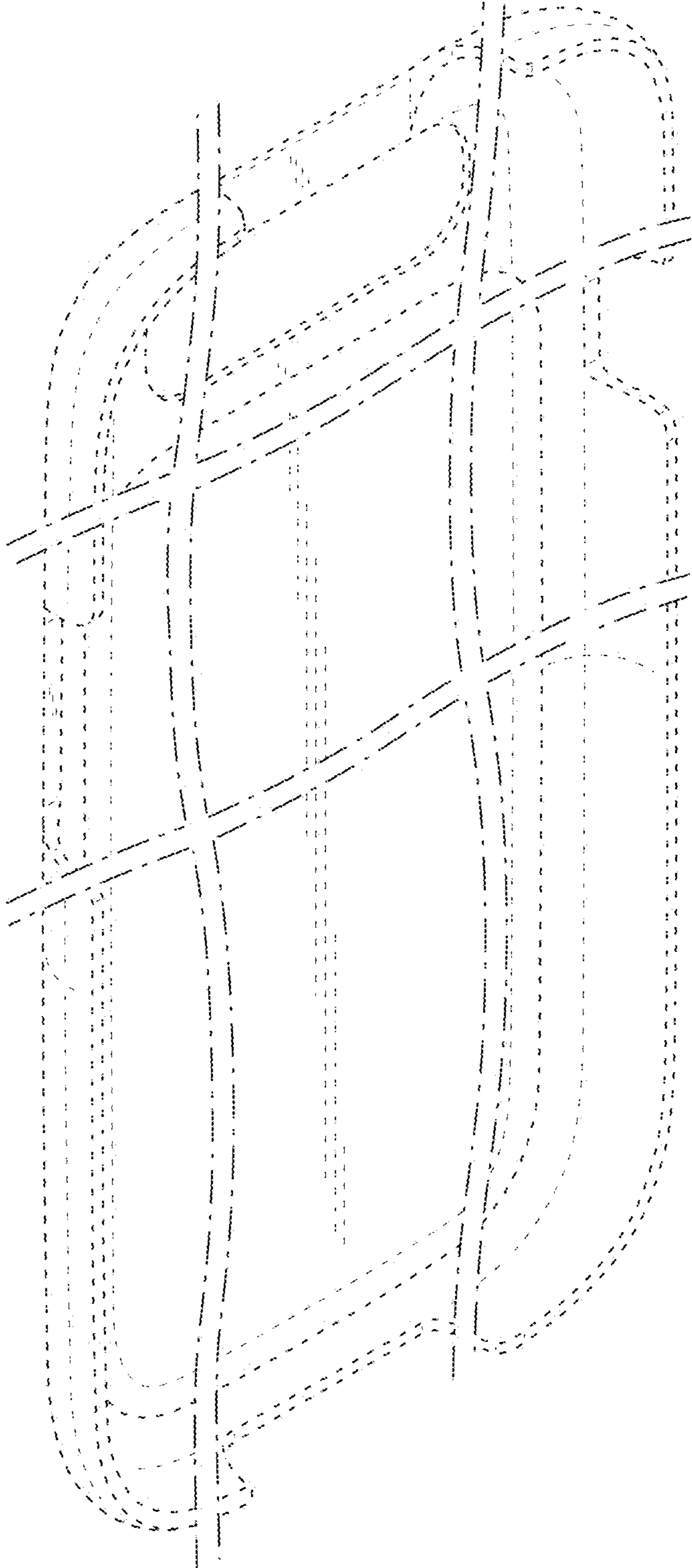


FIG.2

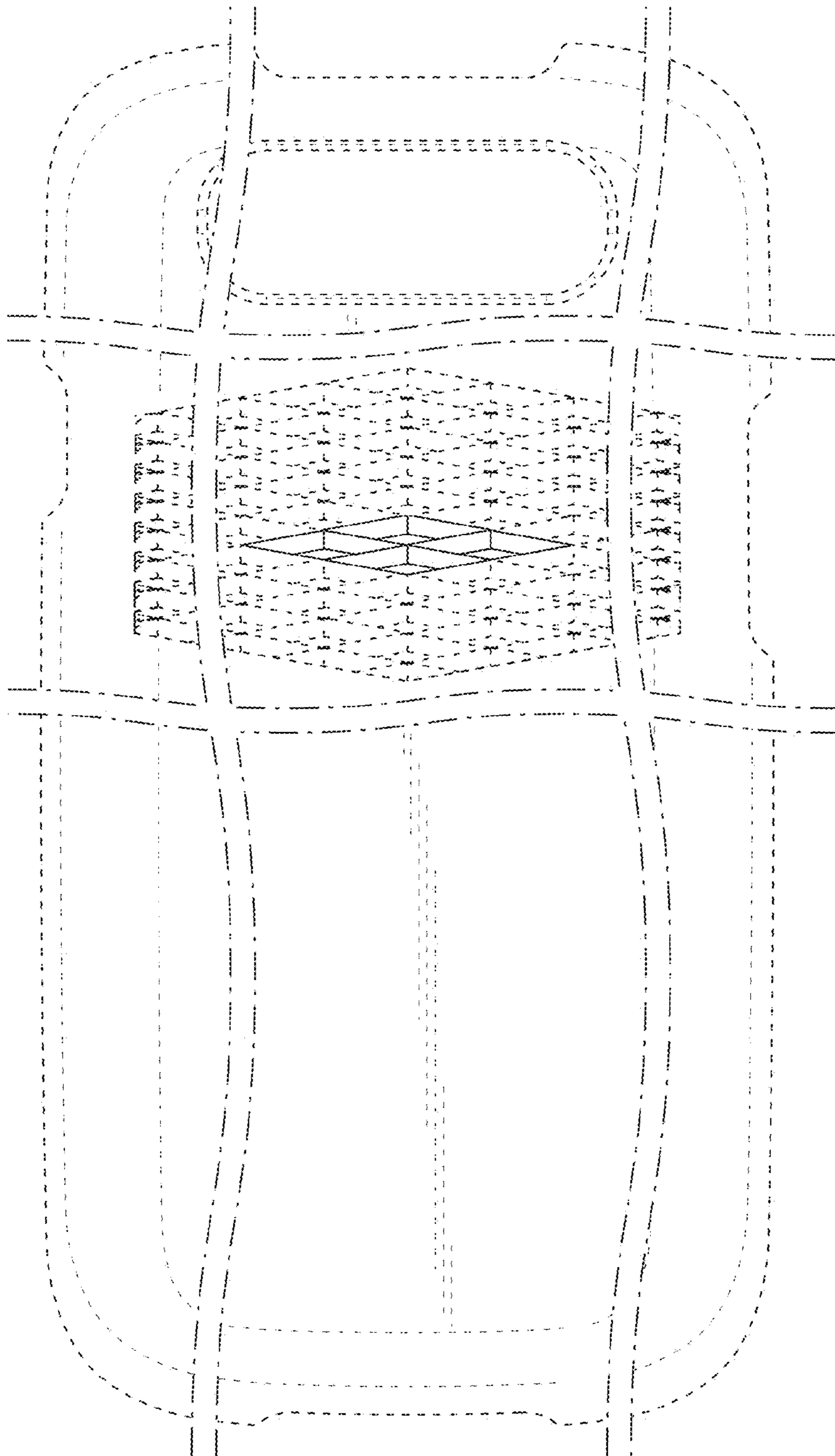


FIG.3

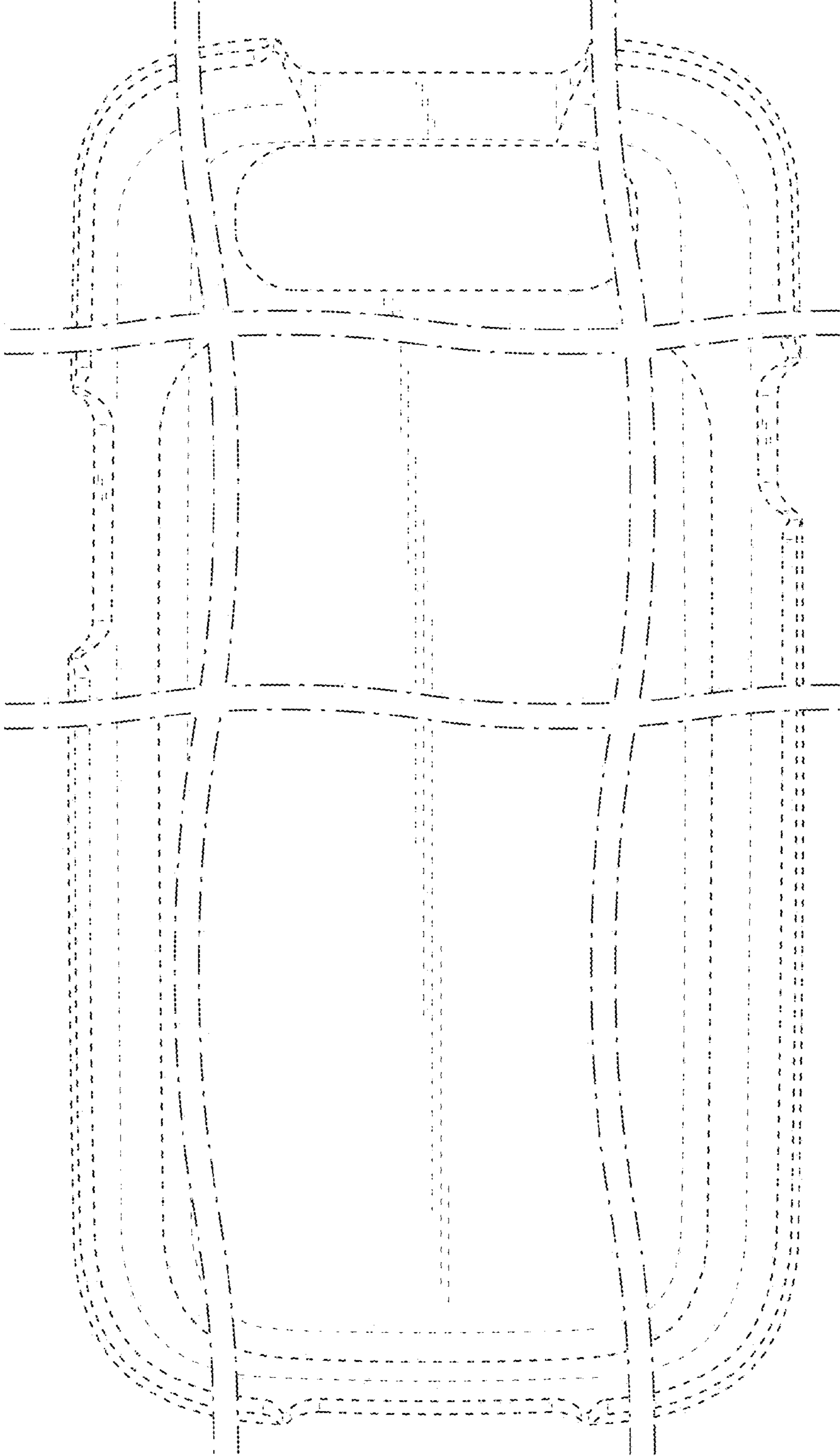


FIG.4



FIG. 5




FIG. 6

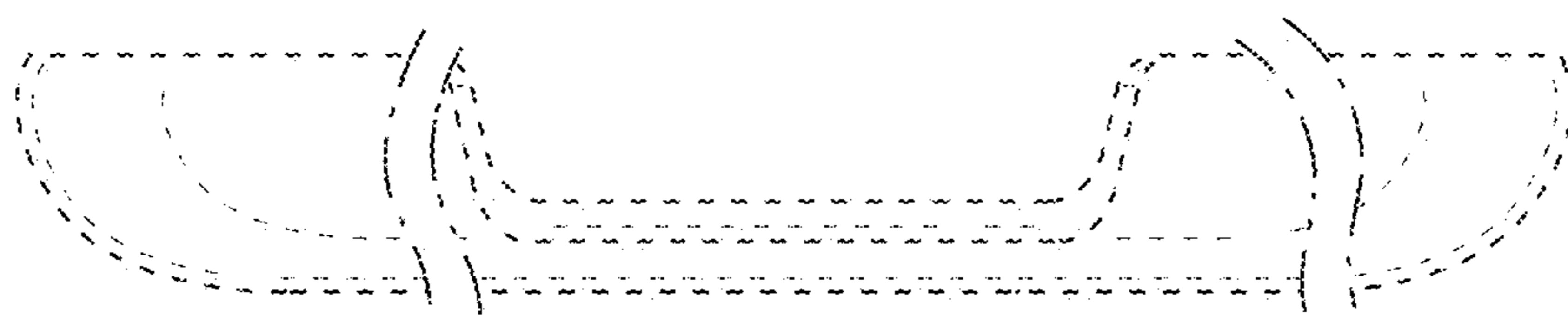


FIG.7

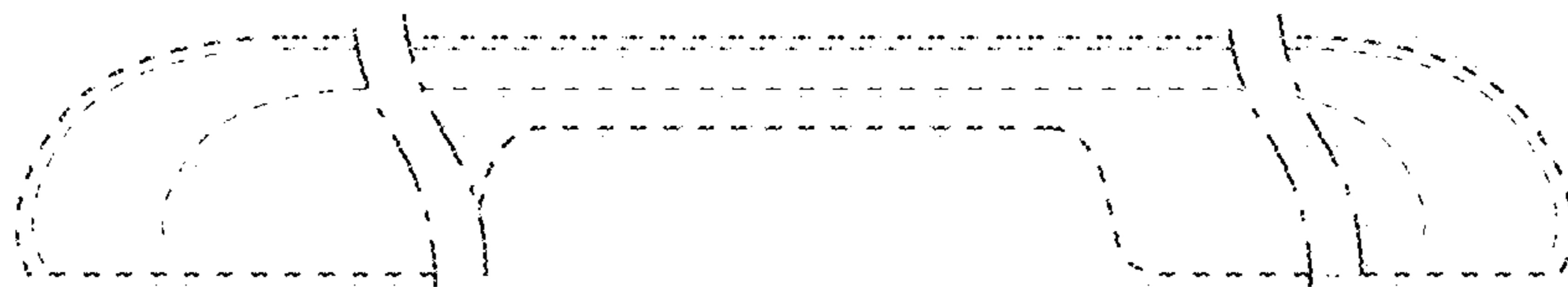


FIG.8