



US00D741305S

(12) **United States Design Patent**
Lee et al.

(10) **Patent No.:** **US D741,305 S**
(45) **Date of Patent:** **** Oct. 20, 2015**

(54) **CELLULAR PHONE**

(71) Applicant: **LG ELECTRONICS INC.**, Seoul (KR)

(72) Inventors: **Seungil Lee**, Seoul (KR); **Sanghyun Choi**, Seoul (KR); **Byungsoo Oh**, Seoul (KR)

(73) Assignee: **LG Electronics Inc.**, Seoul (KR)

(**) Term: **14 Years**

(21) Appl. No.: **29/450,612**

(22) Filed: **Mar. 20, 2013**

(30) **Foreign Application Priority Data**

Sep. 27, 2012 (KR) 30-2012-0046634

(51) **LOC (10) Cl.** **14-03**

(52) **U.S. Cl.**
USPC **D14/248**

(58) **Field of Classification Search**

USPC D14/138 AD, 138 C, 138 G, 203.7, 217,
D14/30, 238.1, 240, 247, 248, 250, 253,
D14/341, 345, 346, 439, 440; D13/103,
D13/107, 108, 119; D3/201, 218, 269, 273,
D3/303; 206/320; 220/662; 361/679.27;
455/456.1, 575.1, 575.4, 575.8

See application file for complete search history.

(56) **References Cited**

U.S. PATENT DOCUMENTS

6,050,449	A *	4/2000	Kanj	221/232
D477,293	S *	7/2003	Hwang	D14/138 AB
D496,017	S *	9/2004	Hsu et al.	D14/138 AB
D575,056	S *	8/2008	Tan	D3/218
D582,885	S *	12/2008	Shimpei	D14/138 AB
D588,000	S *	3/2009	Goetz et al.	D9/434
D594,840	S *	6/2009	Kim et al.	D14/138 G
D599,337	S *	9/2009	Miles et al.	D14/248
D613,282	S *	4/2010	Richardson et al.	D14/250
D652,403	S *	1/2012	Fahlgren et al.	D14/138 G
D654,040	S *	2/2012	Jung et al.	D14/138 AD
D658,620	S *	5/2012	Lylyk	D14/138 G
2013/0098790	A1 *	4/2013	Hong et al.	206/320

* cited by examiner

Primary Examiner — Barbara Fox

(74) *Attorney, Agent, or Firm* — Morgan, Lewis & Bockius LLP

(57) **CLAIM**

The ornamental design for a cellular phone, as shown and described.

DESCRIPTION

FIG. 1 is a front, right side, perspective view of a cellular phone showing our new design;
FIG. 2 is a front view thereof;
FIG. 3 is a rear view thereof;
FIG. 4 is a left side view thereof;
FIG. 5 is a right side view thereof;
FIG. 6 is a top view thereof; and,
FIG. 7 is a bottom view thereof.

The broken lines shown in the drawings represent portions of the cellular phone which form no part of the claimed design.

1 Claim, 6 Drawing Sheets

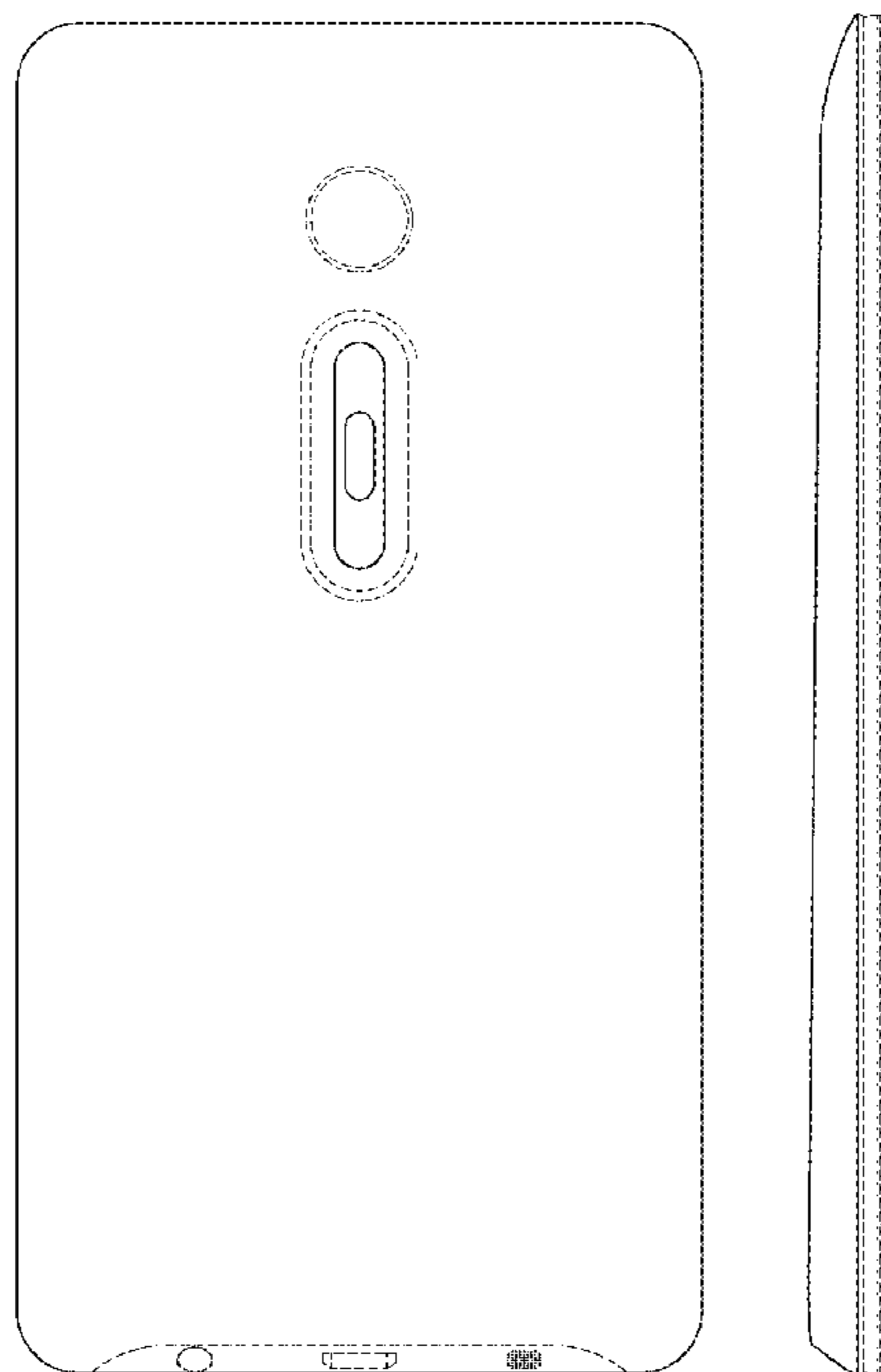


FIG. 1




FIG. 2




FIG. 3

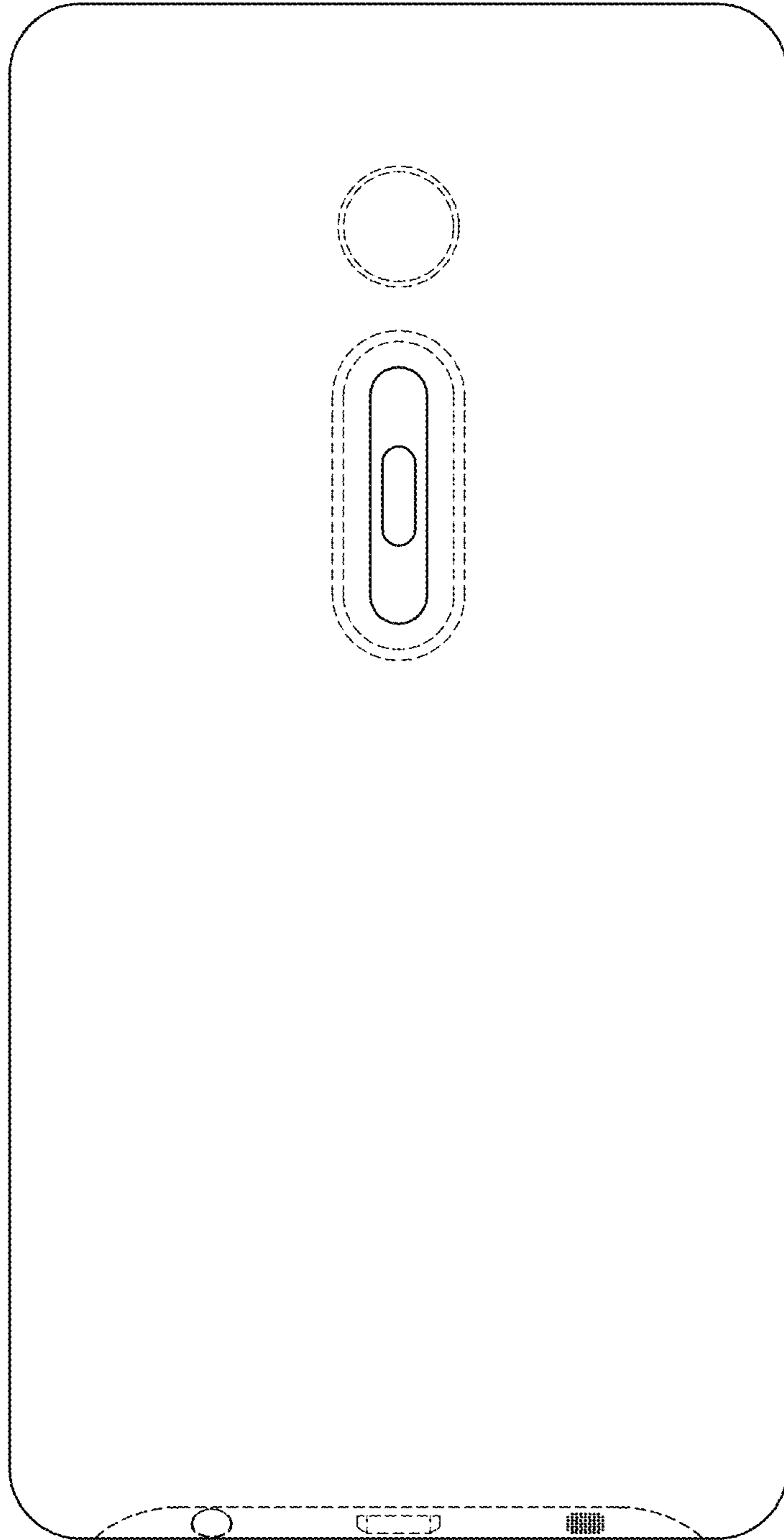


FIG. 4

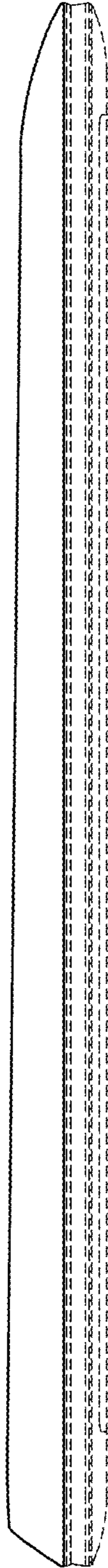


FIG. 5

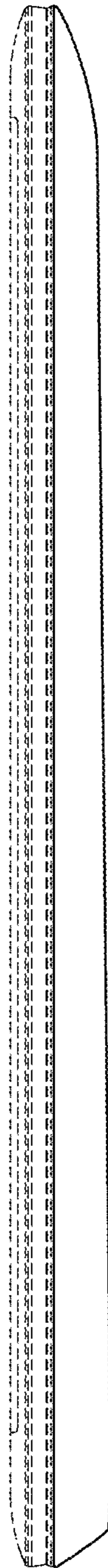


FIG. 6



FIG. 7

