



US00D741302S

(12) **United States Design Patent**
Stoops

(10) **Patent No.:** **US D741,302 S**

(45) **Date of Patent:** **** Oct. 20, 2015**

(54) **PROTECTIVE COVERING FOR A MONITOR**

(71) Applicant: **Kevin Ray Stoops**, Bycyrus, KS (US)

(72) Inventor: **Kevin Ray Stoops**, Bycyrus, KS (US)

(**) Term: **14 Years**

(21) Appl. No.: **29/461,226**

(22) Filed: **Jul. 19, 2013**

(51) **LOC (10) Cl.** **14-03**

(52) **U.S. Cl.**
USPC **D14/239**

(58) **Field of Classification Search**
USPC D6/300-314, 432, 444; 40/700;
D19/52; D14/125-129, 239, 371-376,
D14/432, 448, 449, 450, 496, 250; 348/818,
348/823, 836; 359/609, 738; 361/220, 681
CPC H04N 1/00
See application file for complete search history.

(56) **References Cited**

U.S. PATENT DOCUMENTS

3,902,368	A	9/1975	Hasenbein et al.	
5,121,703	A	6/1992	Smith	
5,260,885	A	11/1993	Ma	
D381,973	S *	8/1997	Adams	D14/450
5,659,376	A	8/1997	Uehara et al.	
5,748,270	A	5/1998	Smith	
5,778,959	A	7/1998	Guetschow	
5,797,570	A *	8/1998	Dolan et al.	248/205.3
D402,648	S *	12/1998	Jones	D14/450
5,909,315	A *	6/1999	Keehn	359/609
7,436,668	B2	10/2008	Bae	
7,495,846	B1 *	2/2009	Kappel	359/802
7,570,313	B2 *	8/2009	Wu et al.	349/58
D612,818	S *	3/2010	Lents, Jr.	D14/125
D620,942	S *	8/2010	Huang	D14/447

D624,082	S *	9/2010	Liu	D14/449
8,018,547	B2	9/2011	Stoops	
D651,214	S *	12/2011	Yoo et al.	D14/448
D664,129	S *	7/2012	Mora	D14/239
D667,412	S *	9/2012	Wang et al.	D14/439
D682,282	S *	5/2013	Steinfeld	D14/447
2004/0066613	A1	4/2004	Leitao	
2004/0166342	A1	8/2004	Wursche et al.	
2004/0177919	A1	9/2004	Cheng et al.	
2005/0096209	A1	5/2005	Kase et al.	

FOREIGN PATENT DOCUMENTS

JP	10218279	8/1998
JP	2000-023066	1/2000
WO	97/48035	12/1997

* cited by examiner

Primary Examiner — Randall Gholson

(74) *Attorney, Agent, or Firm* — Kutak Rock LLP; Bryan P. Stanley

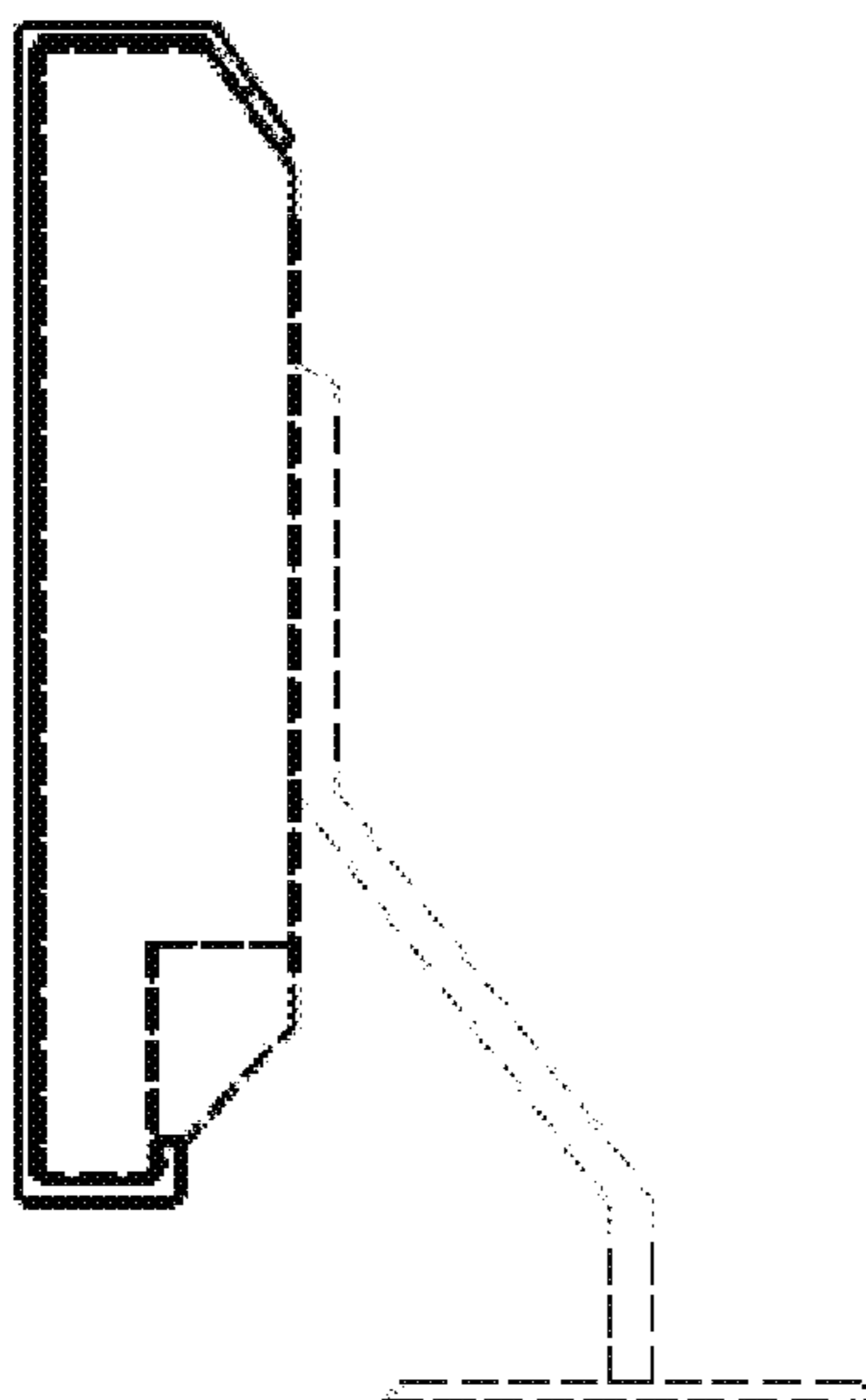
(57) **CLAIM**

The ornamental design for a protective covering for a monitor, as shown and described.

DESCRIPTION

FIG. 1 a right side view of my new design for a protective covering for a monitor shown with an unclaimed monitor;
FIG. 2 is a right side view of the protective covering for a monitor, the left side view being a mirror image thereof;
FIG. 3 is a front view thereof;
FIG. 4 is a rear view of the protective covering for a monitor shown with an unclaimed monitor;
FIG. 5 is a rear view of the protective covering for a monitor;
FIG. 6 is a top plan view thereof; and,
FIG. 7 is a bottom view thereof.

1 Claim, 3 Drawing Sheets



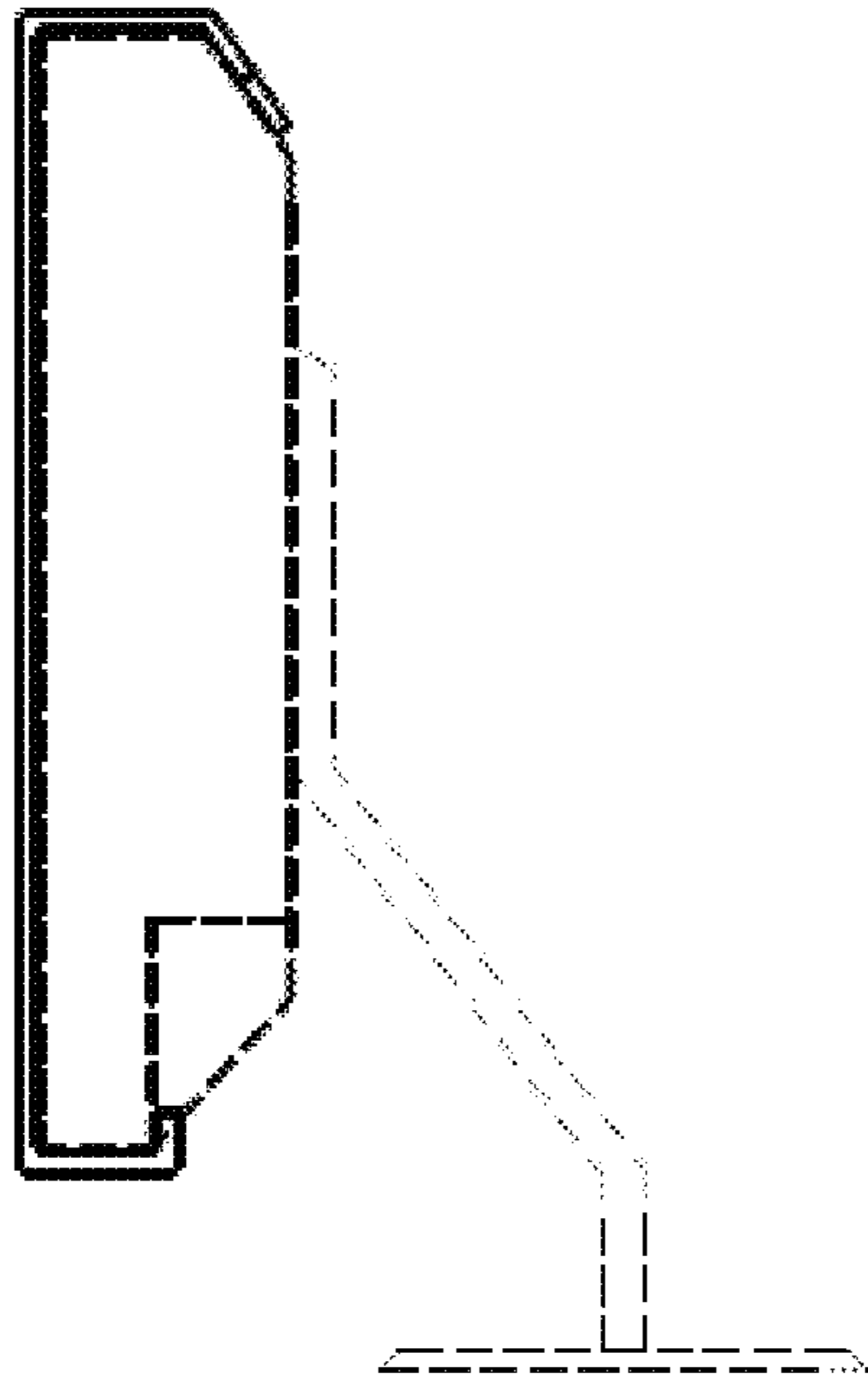


Fig. 1




Fig. 2

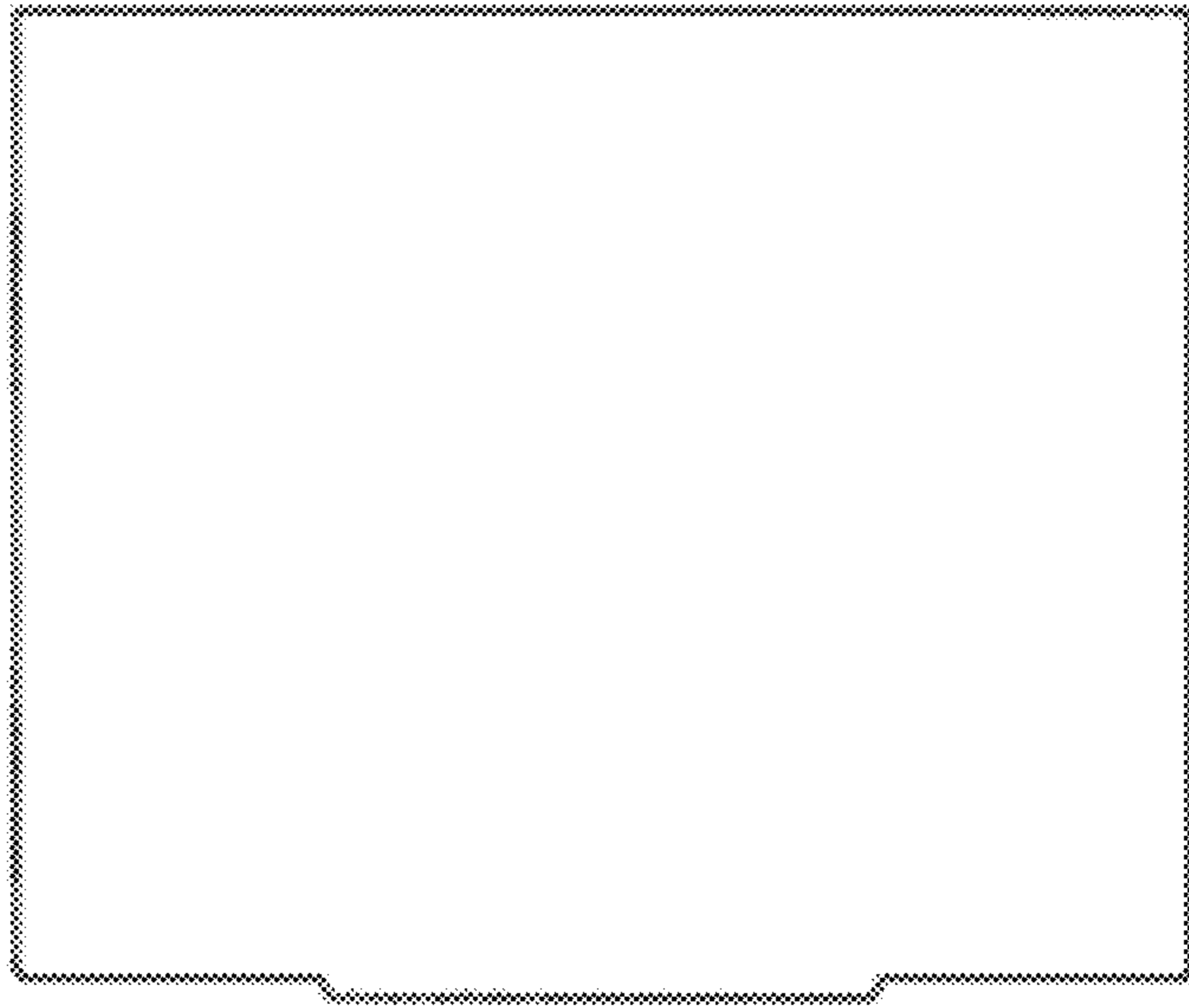


Fig. 3

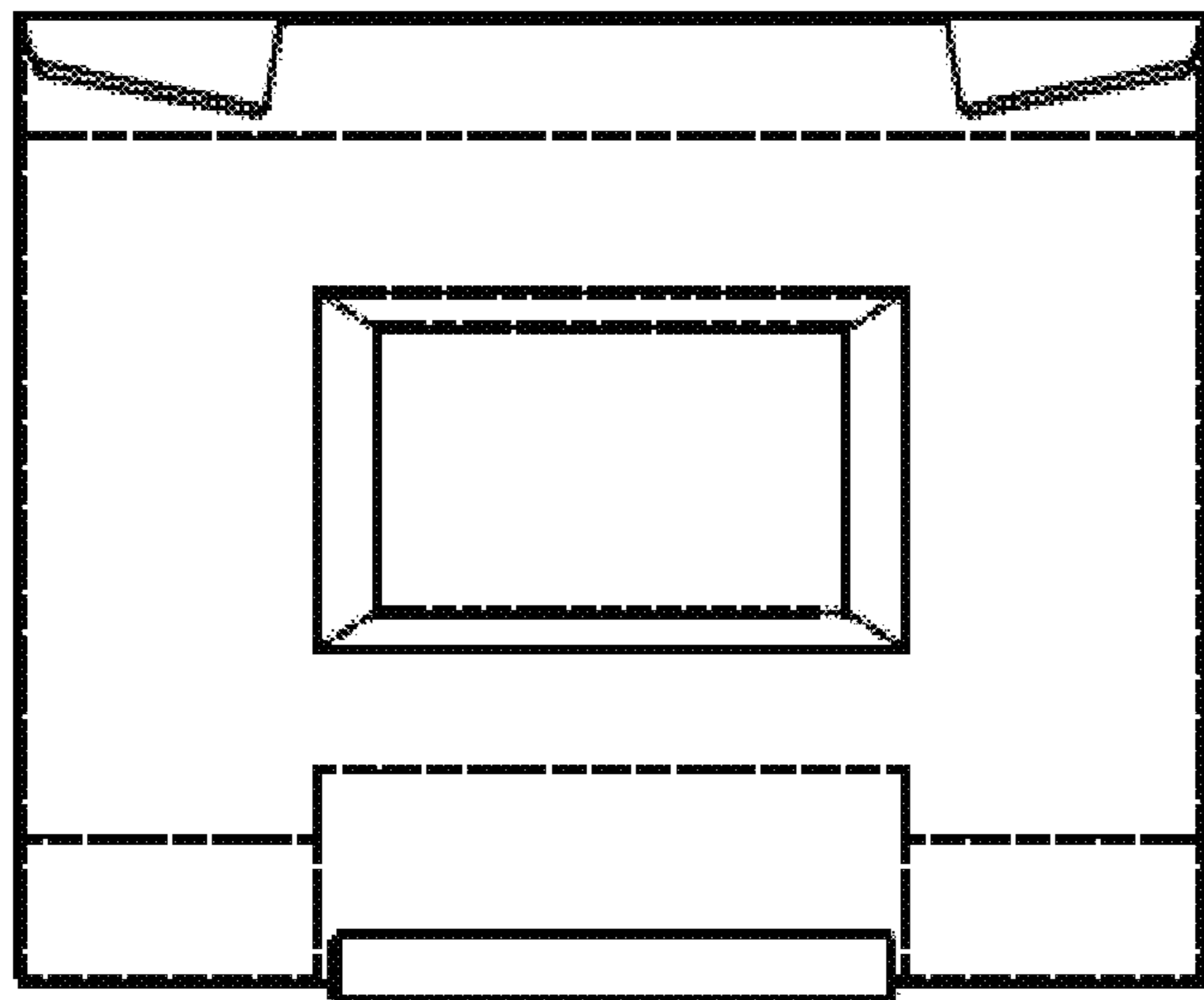


Fig. 4

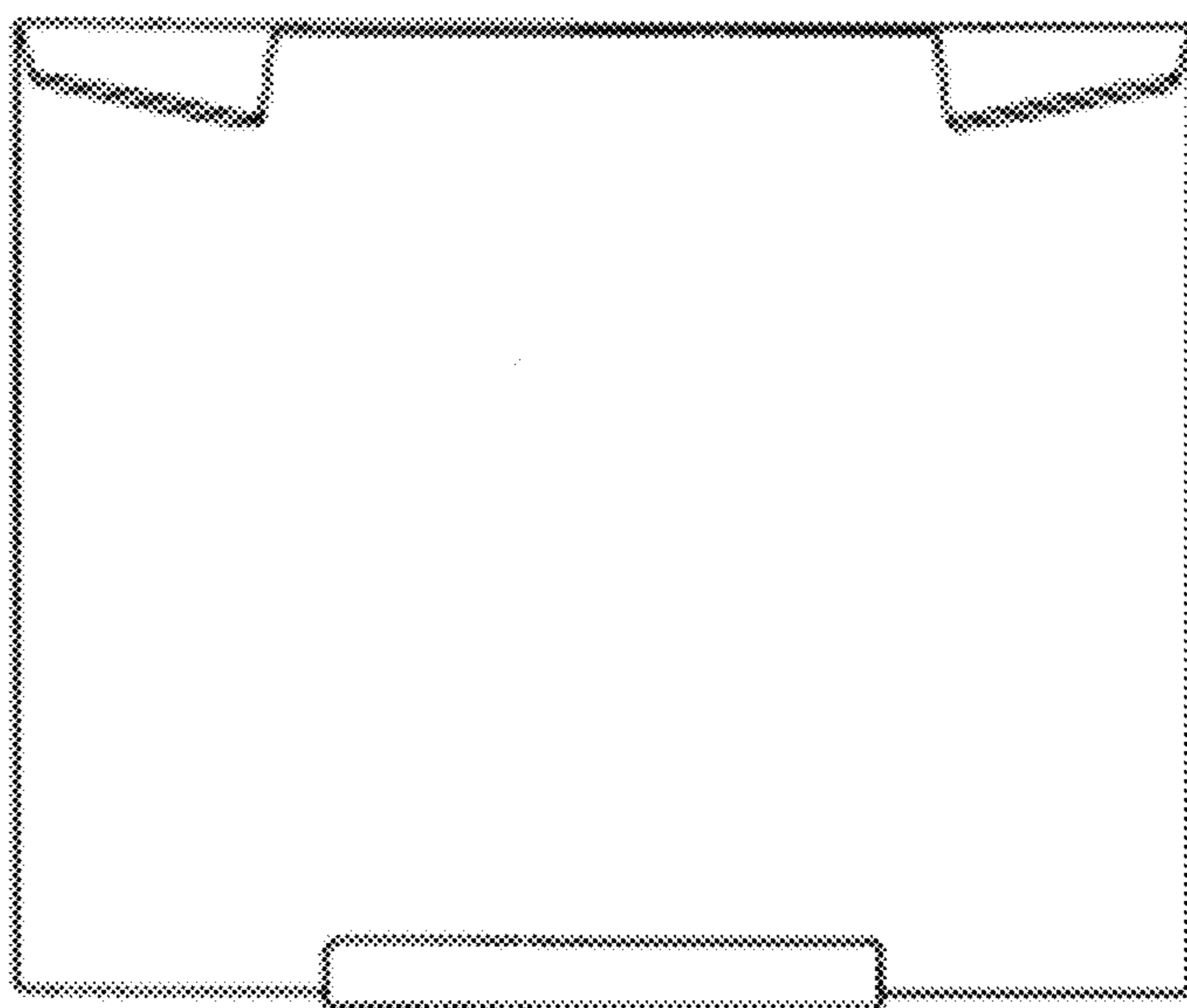


Fig. 5




Fig. 6




Fig. 7