

US00D741296S

(12) **United States Design Patent**  
**Park et al.**

(10) **Patent No.:** **US D741,296 S**  
(45) **Date of Patent:** **\*\* Oct. 20, 2015**

(54) **SPEAKER WITH LIGHTING**

H04R 2201/021; H04R 2400/00; H04R 2400/07; H04R 2499/11; H04R 2499/13; H04R 2499/15; H04S 3/00; H04S 7/30

(71) Applicant: **LG Electronics Inc.**, Seoul (KR)

See application file for complete search history.

(72) Inventors: **Sunjung Park**, Seoul (KR); **Yoonyoung Cho**, Gyeonggi-do (KR); **Ilsoo Yeom**, Seoul (KR)

(56) **References Cited**

U.S. PATENT DOCUMENTS

(73) Assignee: **LG Electronics Inc.**, Seoul (KR)

D172,722 S *	7/1954	Patience .....	D26/153
D625,706 S *	10/2010	Graber .....	D14/212
D630,793 S *	1/2011	Karim .....	D26/93
D639,987 S *	6/2011	Federico et al. ....	D26/51
D641,728 S *	7/2011	Chiu .....	D14/207
D684,231 S *	6/2013	Albert et al. ....	D21/765
D725,077 S *	3/2015	Wong .....	D14/216

(\*\*) Term: **14 Years**

(21) Appl. No.: **29/494,737**

(22) Filed: **Jun. 24, 2014**

\* cited by examiner

(30) **Foreign Application Priority Data**

Dec. 26, 2013 (KR) ..... 30-2013-0065501

(51) **LOC (10) Cl.** ..... **14-03**

(52) **U.S. Cl.**  
USPC ..... **D14/215**; D14/207

(58) **Field of Classification Search**  
USPC ..... D14/167, 168, 170-172, 188, 194-196, D14/204, 207, 209.1, 210-216, 219, 221, D14/222, 224, 496; 181/143, 144, 147, 148, 181/150, 153, 157, 198, 199; 381/300-303, 381/306, 332, 333, 336, 345, 361-364, 381/386-388; 369/6-12; D26/51, 52, 93, D26/94, 103

CPC .... B60R 11/0217; G06F 1/1688; H04M 1/03; H04M 1/035; H04R 1/02; H04R 1/06; H04R 1/021; H04R 1/025; H04R 1/026; H04R 1/028; H04R 1/105; H04R 1/323; H04R 1/403; H04R 1/2803; H04R 1/2834; H04R 5/02; H04R 7/20; H04R 9/06; H04R 9/025;

*Primary Examiner* — Keli L Hill

(74) *Attorney, Agent, or Firm* — Morgan, Lewis & Bockius LLP

(57) **CLAIM**

The ornamental design for a speaker with lighting, as shown and described.

**DESCRIPTION**

FIG. 1 is a perspective view of a speaker with lighting showing our new design;  
FIG. 2 is a front view thereof;  
FIG. 3 is a rear view thereof;  
FIG. 4 is a left side view thereof;  
FIG. 5 is a right side view thereof;  
FIG. 6 is a top plan view thereof; and,  
FIG. 7 is a bottom plan view thereof.

**1 Claim, 6 Drawing Sheets**

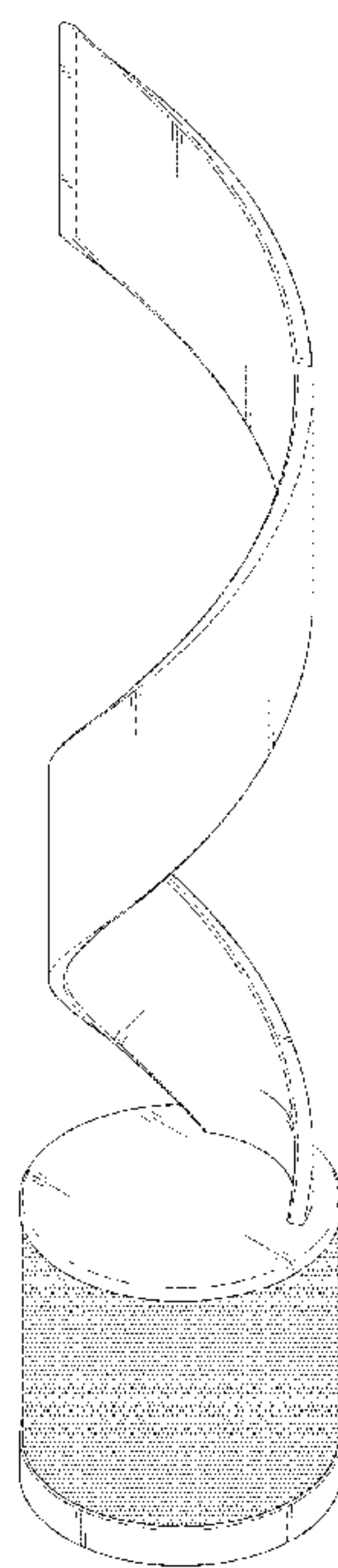


FIG. 1

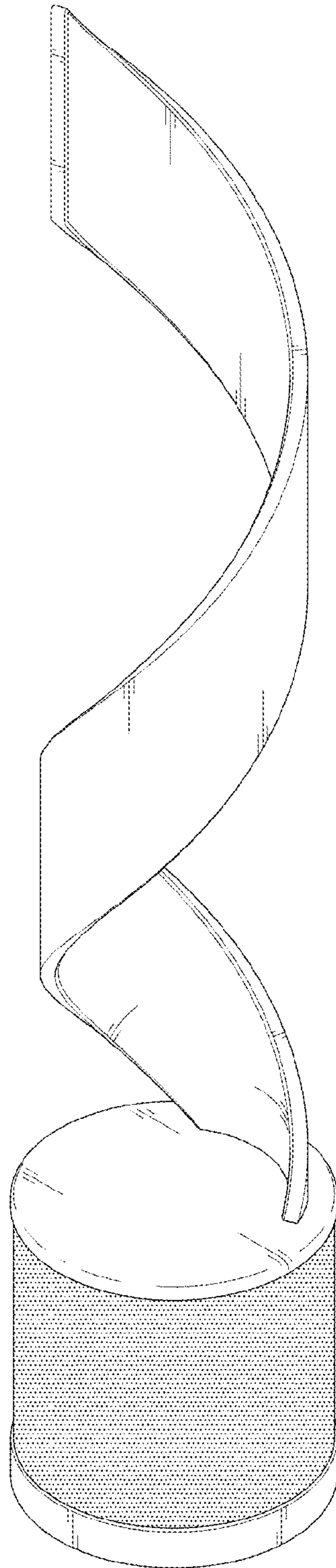


FIG. 2

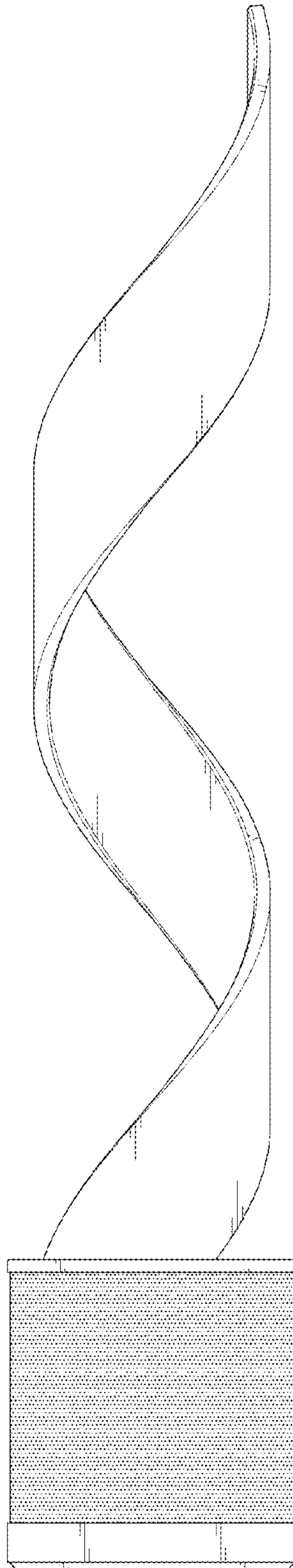


FIG. 3

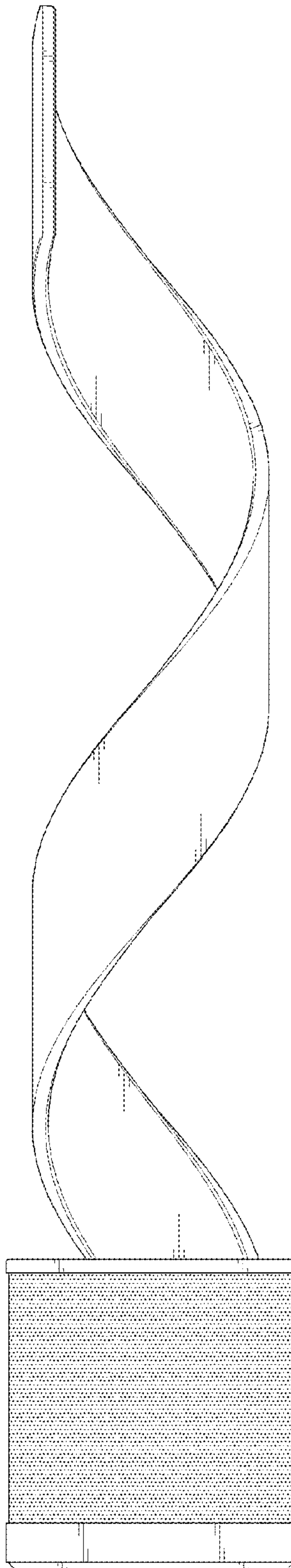


FIG. 4




FIG. 5

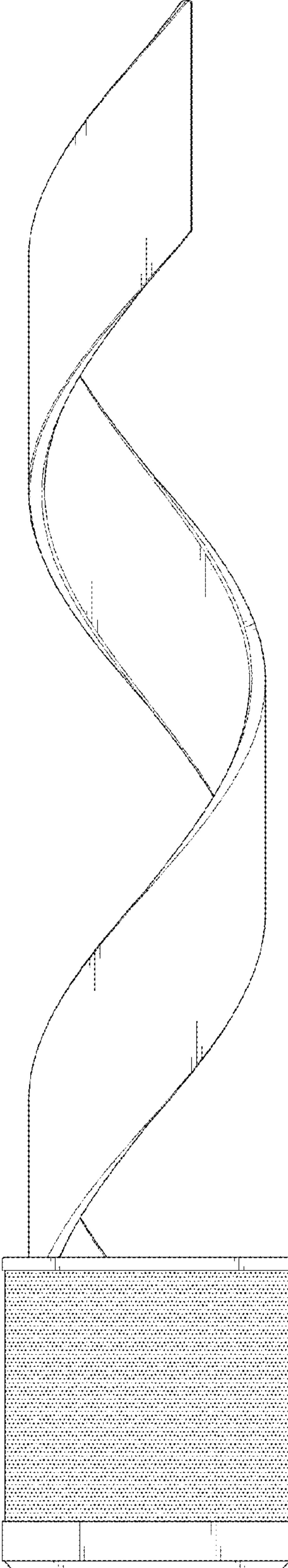




FIG. 6

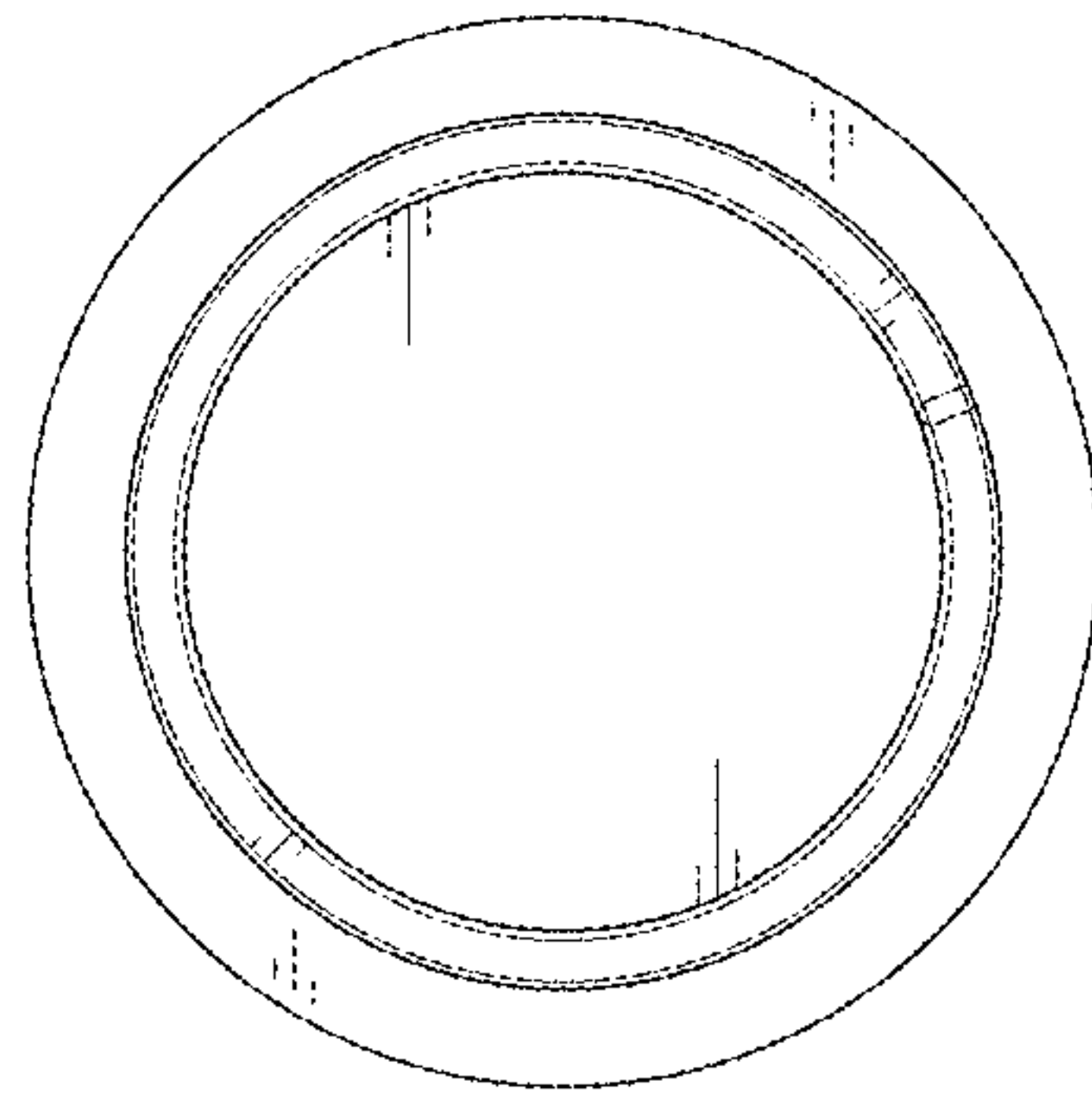


FIG. 7

