



US00D741273S

(12) **United States Design Patent**
Huh et al.

(10) **Patent No.:** **US D741,273 S**
(45) **Date of Patent:** **** Oct. 20, 2015**

(54) **TV RECEIVER**
(71) Applicant: **LG ELECTRONICS INC.**, Seoul (KR)
(72) Inventors: **Byungmu Huh**, Seoul (KR); **Yeonjin Kim**, Seoul (KR)
(73) Assignee: **LG Electronics Inc.**, Seoul (KR)
(**) Term: **14 Years**

D543,960 S * 6/2007 Bloem D14/126
7,681,848 B2 * 3/2010 Choi 248/917
D634,722 S * 3/2011 Kim et al. D14/126
D665,760 S * 8/2012 Chiu D14/126
D695,245 S * 12/2013 Hara et al. D14/126
D698,794 S * 2/2014 Li D14/451
D703,168 S * 4/2014 Won et al. D14/126
D705,200 S * 5/2014 Choi D14/239
D708,157 S * 7/2014 Park D14/126
D708,596 S * 7/2014 Park D14/126
D719,119 S * 12/2014 Park et al. D14/126

(21) Appl. No.: **29/468,779**
(22) Filed: **Oct. 3, 2013**

* cited by examiner

Primary Examiner — Susan Bennett Hattan

Assistant Examiner — Brett Miller

(30) **Foreign Application Priority Data**

(74) *Attorney, Agent, or Firm* — Morgan, Lewis & Bockius LLP

May 14, 2013 (KR) 30-2013-0025208

(51) **LOC (10) Cl.** **14-03**

(57) **CLAIM**

(52) **U.S. Cl.**
USPC **D14/126**

The ornamental design for a TV receiver, as shown and described.

(58) **Field of Classification Search**

DESCRIPTION

USPC D14/371–382, 125–134, 239, 448–452,
D14/136, 341, 479, 389, 397, 308, 412, 157,
D14/155, 511; 361/679.02; 348/836, 838,
348/180, 184, 325, 739; 248/917–924, 465;
345/104; D6/300, 301, 302, 308,
D6/310–314

FIG. 1 is a front, right side, perspective view of a TV receiver showing our new design;
FIG. 2 is a front view thereof;
FIG. 3 is a rear view thereof;
FIG. 4 is a left side view thereof;
FIG. 5 is a right side view thereof;
FIG. 6 is a top view thereof; and,
FIG. 7 is a bottom view thereof.

CPC G01F 1/1601
See application file for complete search history.

The broken lines shown in the drawings illustrate portions of the TV receiver that form no part of the claimed design.

(56) **References Cited**

U.S. PATENT DOCUMENTS

1 Claim, 6 Drawing Sheets

D478,881 S * 8/2003 O’Leary et al. D14/130
D489,043 S * 4/2004 Campbell et al. D14/130




FIG. 1




FIG. 2




FIG. 3

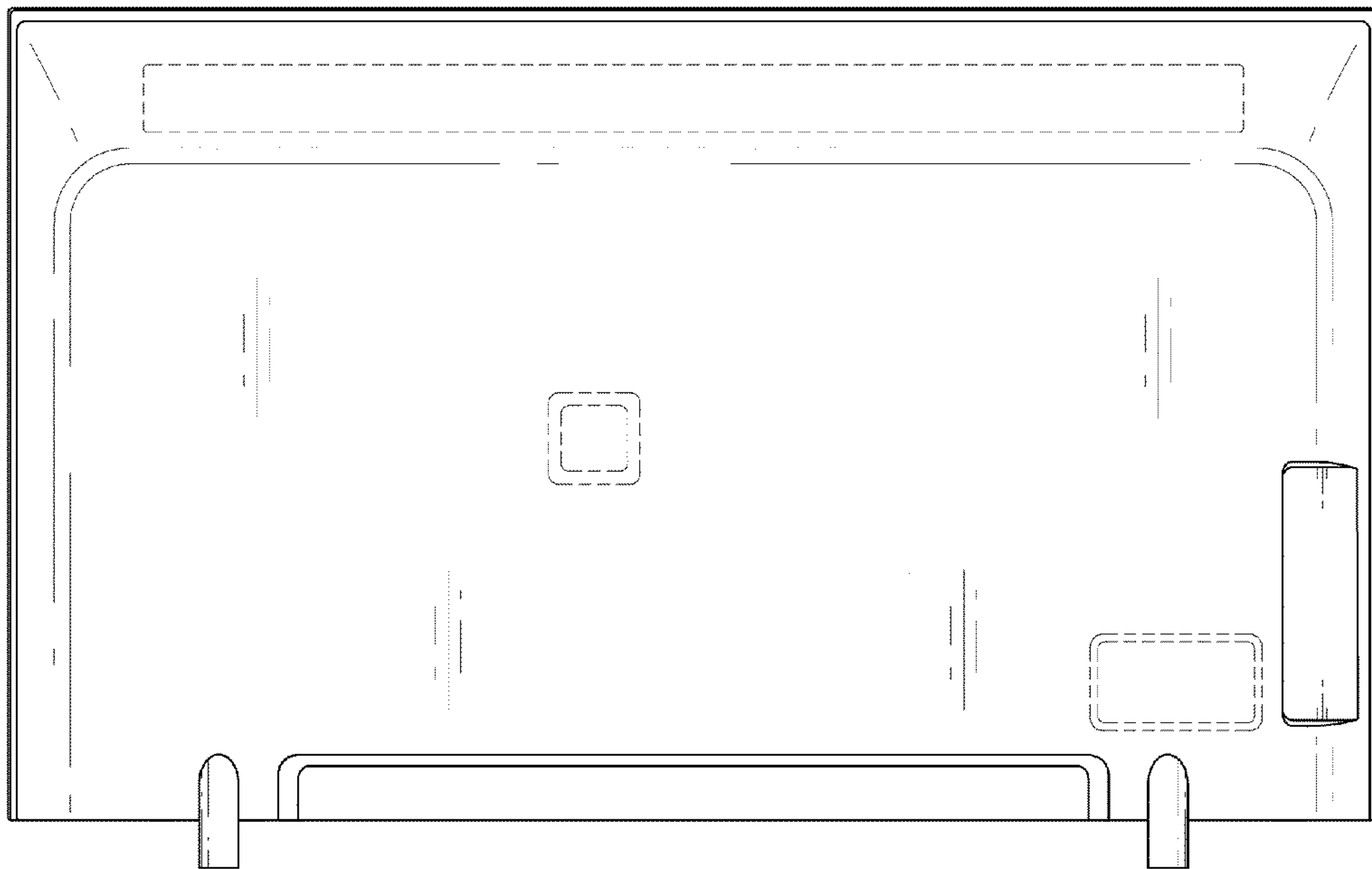


FIG. 4

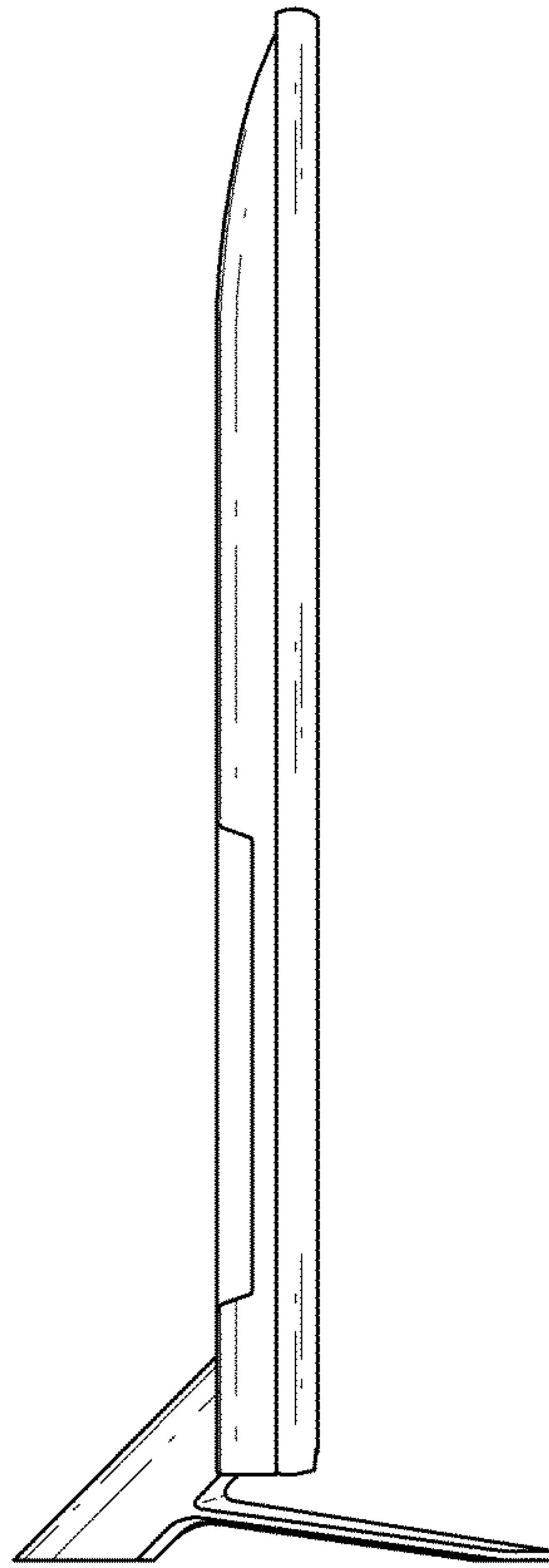


FIG. 5

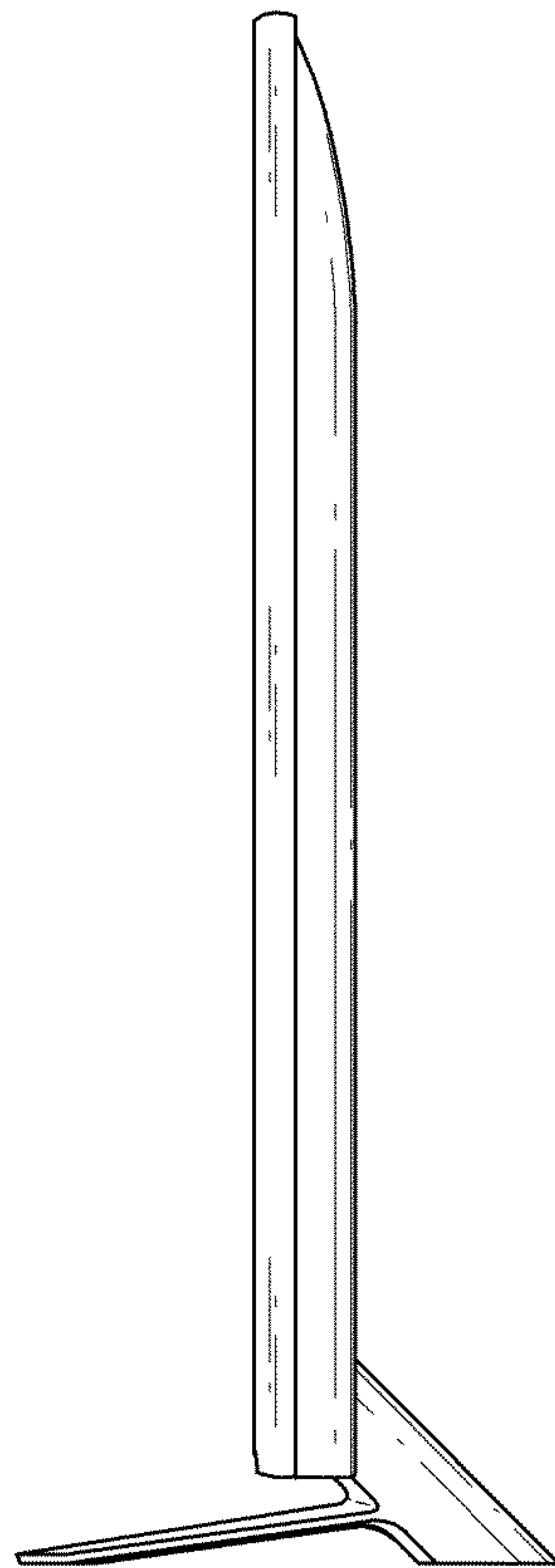


FIG. 6

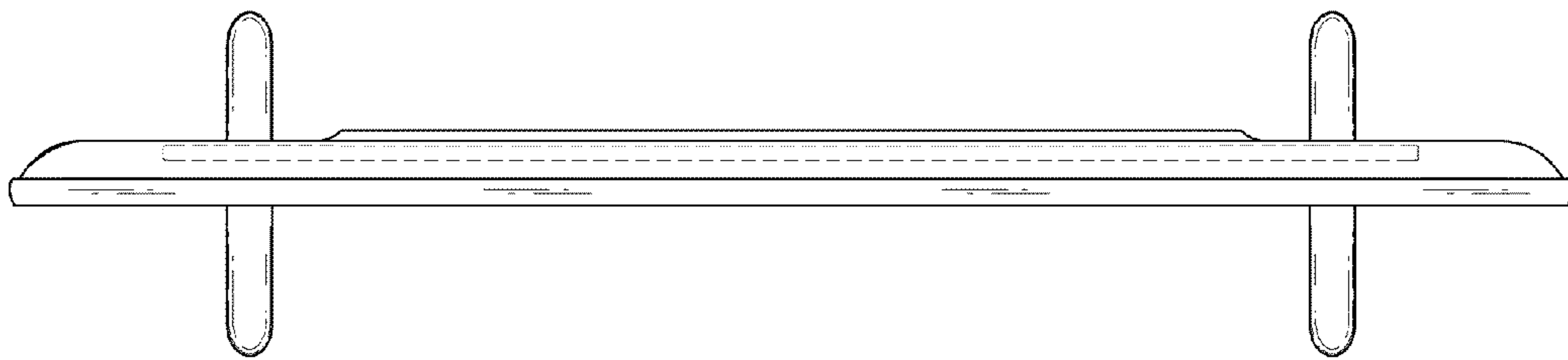


FIG. 7

