



US00D741256S

(12) **United States Design Patent**
Murphy-Reinhertz et al.

(10) **Patent No.:** **US D741,256 S**

(45) **Date of Patent:** **** Oct. 20, 2015**

(54) **CHARGER BASE**

(71) Applicant: **Mark One Lifestyle, Inc.**, San Francisco, CA (US)

(72) Inventors: **Noah Murphy-Reinhertz**, San Francisco, CA (US); **Erik Kreider**, San Francisco, CA (US); **Mirko Ihrig**, San Francisco, CA (US)

(73) Assignee: **MARK ONE LIFESTYLE, INC.**, San Francisco, CA (US)

(**) Term: **14 Years**

(21) Appl. No.: **29/493,574**

(22) Filed: **Jun. 11, 2014**

(51) **LOC (10) Cl.** **13-02**

(52) **U.S. Cl.**
USPC **D13/108**

(58) **Field of Classification Search**
USPC D13/107-110, 118-119, 182, 199;
D14/251, 253, 432, 434; 320/107-115
CPC Y02E 61/12; Y02T 90/14; Y02T 90/122;
Y02T 90/128; Y02T 90/163; H02J 7/025;
H02J 7/0042; H02J 7/0044; H02J 7/0045;
H02J 7/0003; H01F 38/14; H01R 13/6675;
H01R 2/1022; H01R 2/1055; H01R 10/44;
H01R 10/46; H01R 10/425; B60L 11/182
See application file for complete search history.

(56) **References Cited**

U.S. PATENT DOCUMENTS

D221,081 S * 7/1971 Kahn D13/110
D300,678 S * 4/1989 Barrault D32/73
D496,048 S * 9/2004 Chen D14/432
D503,717 S * 4/2005 Kawamura D14/432

D526,973 S * 8/2006 Gates et al. D13/184
D527,704 S * 9/2006 Rodarte D13/108
D531,180 S * 10/2006 Goto D14/432
D537,409 S * 2/2007 Suzuki D13/108
D546,280 S * 7/2007 Marchetto et al. D13/107
D574,322 S * 8/2008 Fjellman D13/108
D585,898 S * 2/2009 Skurdal D14/434
D602,858 S * 10/2009 Ellis et al. D13/108
D609,636 S * 2/2010 Jensen D13/108
D618,614 S * 6/2010 Symons D13/108
D625,262 S * 10/2010 Lee et al. D13/118
D627,718 S * 11/2010 Houghton D13/108
D654,431 S * 2/2012 Stephanchick et al. D13/108
D654,866 S 2/2012 Rautiainen
D659,093 S 5/2012 Schmid et al.

(Continued)

FOREIGN PATENT DOCUMENTS

JP 1485369 12/2013

Primary Examiner — Rosemary K Tarcza

(74) *Attorney, Agent, or Firm* — Goodwin Procter LLP

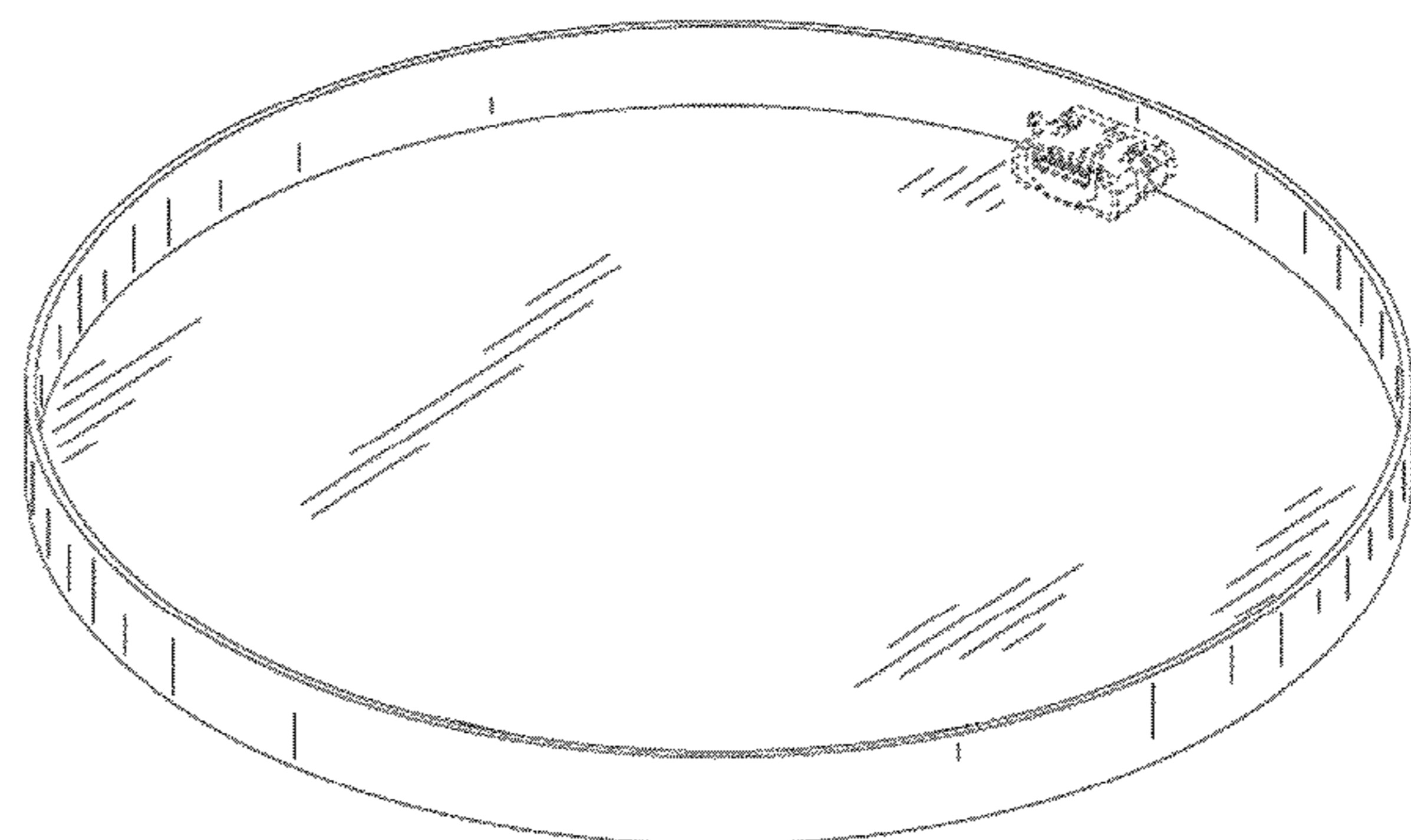
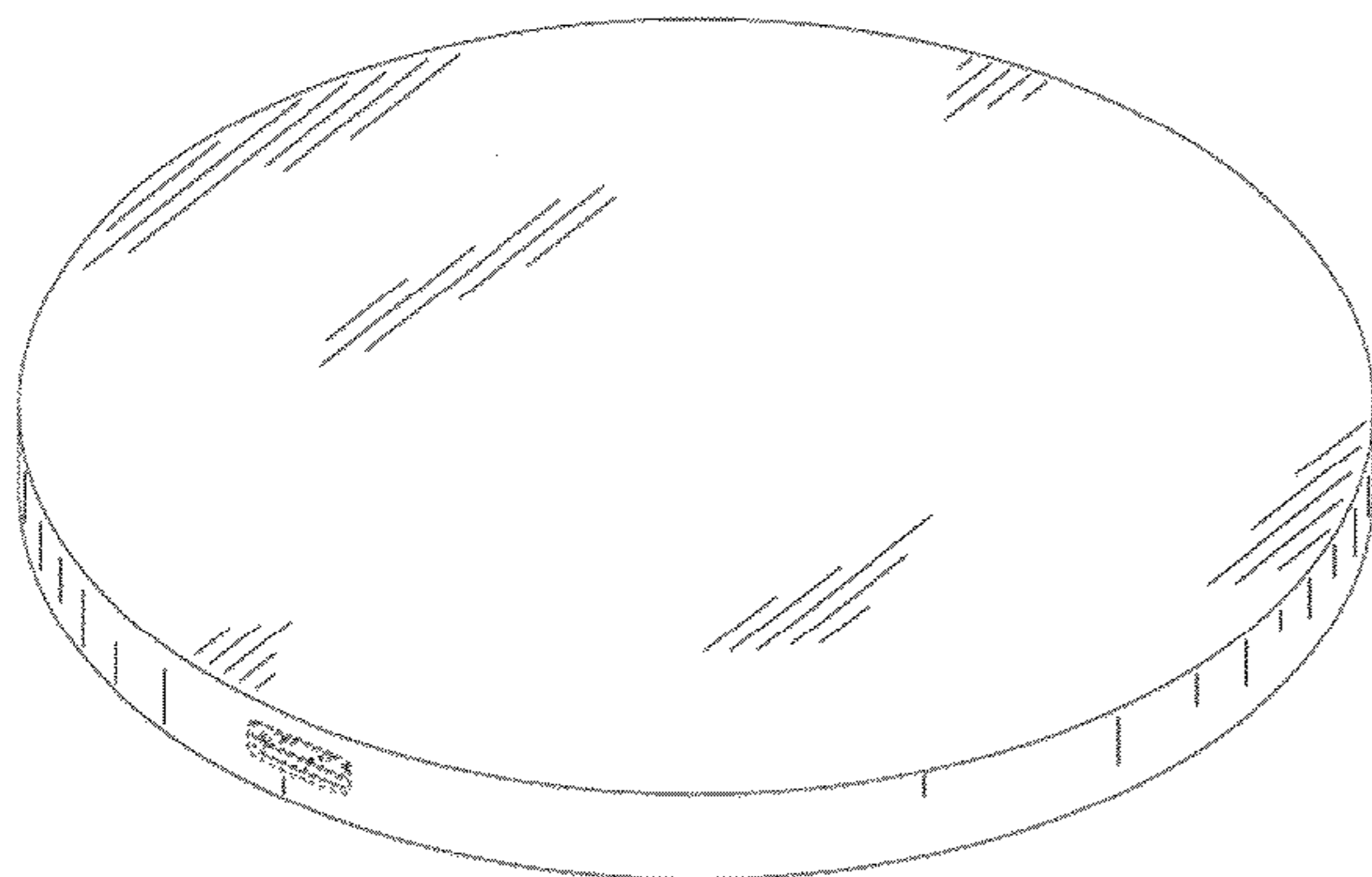
(57) **CLAIM**

The ornamental design for a charger base, as shown and described.

DESCRIPTION

FIG. 1 is a top perspective view of a charger base;
FIG. 2 is a bottom perspective view of the charger base;
FIG. 3 is a front view of the charger base;
FIG. 4 is a rear view of the charger base;
FIG. 5 is a right side view of the charger base;
FIG. 6 is a left side view of the charger base;
FIG. 7 is a top view of the charger base; and,
FIG. 8 is a bottom view of the charger base.
The broken lines shown in the drawings of a charger base are for illustrative purposes only and form no part of the claimed design.

1 Claim, 5 Drawing Sheets



(56)

References Cited

U.S. PATENT DOCUMENTS

| | | | | | | | |
|--------------|---------|-----------------------|---------|-------------------|---------|----------------------|---------|
| D678,193 S * | 3/2013 | Siminoff et al. | D13/108 | D718,236 S * | 11/2014 | Murray | D13/108 |
| D694,182 S * | 11/2013 | Lee et al. | D13/108 | D718,712 S * | 12/2014 | Aumiller et al. | D13/108 |
| D704,634 S * | 5/2014 | Eidelman et al. | D13/108 | D720,289 S * | 12/2014 | Chiang et al. | D13/108 |
| D706,212 S * | 6/2014 | Zwierstra et al. | D13/107 | D727,260 S * | 4/2015 | Aumiller et al. | D13/108 |
| D717,244 S * | 11/2014 | Reishus et al. | D13/108 | 2009/0102419 A1 * | 4/2009 | Gwon et al. | 320/108 |
| D718,233 S * | 11/2014 | Aumiller et al. | D13/108 | 2009/0134838 A1 * | 5/2009 | Raghuprasad | 320/108 |
| D718,234 S * | 11/2014 | Rautiainen | D13/108 | 2012/0104999 A1 * | 5/2012 | Teggatz et al. | 320/108 |
| | | | | 2013/0187475 A1 * | 7/2013 | Vendik et al. | 307/104 |
| | | | | 2014/0117926 A1 * | 5/2014 | Hwu et al. | 320/108 |

* cited by examiner

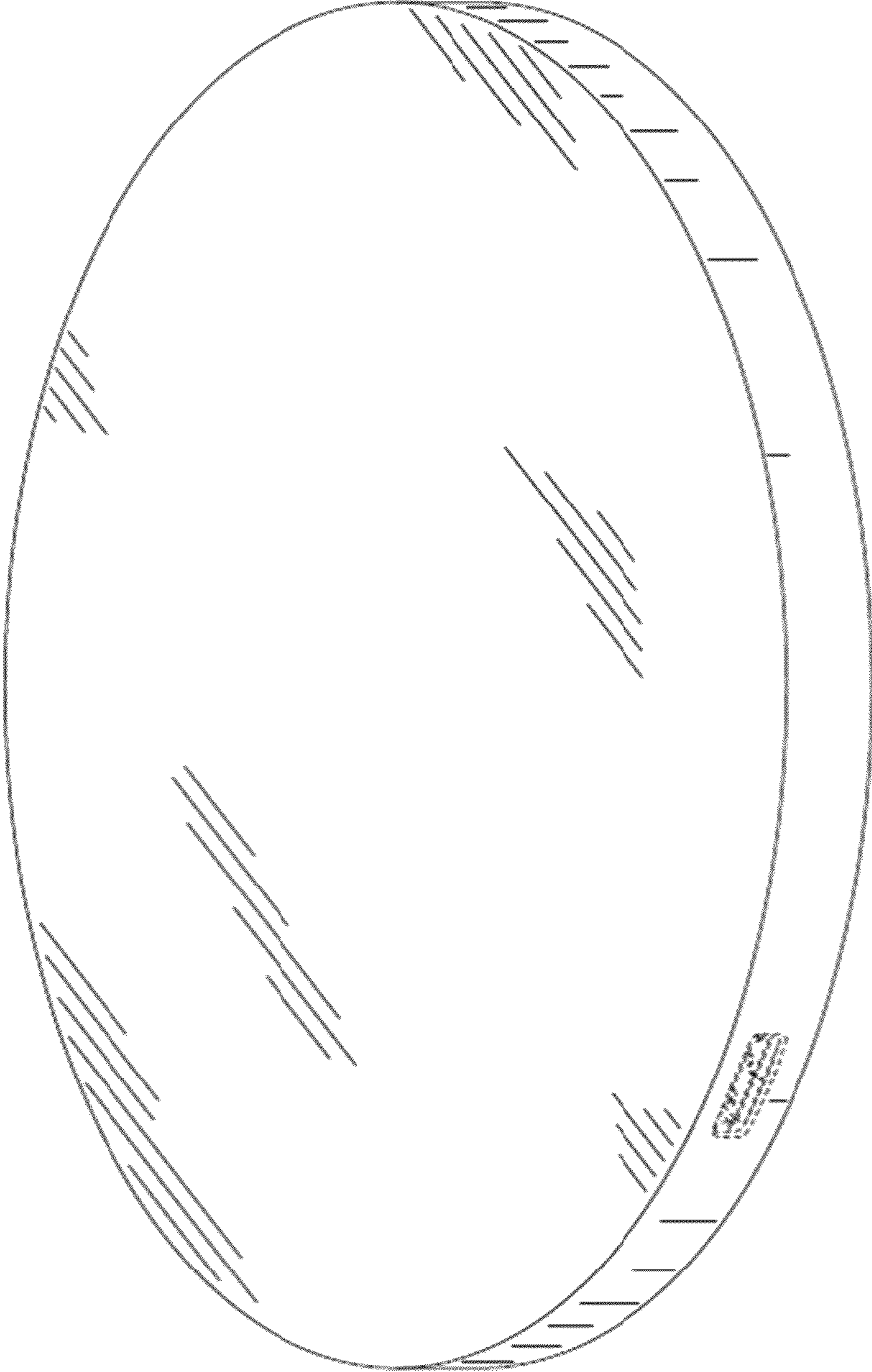


FIG. 1




FIG. 2




FIG. 3



FIG. 4



FIG. 5




FIG. 6

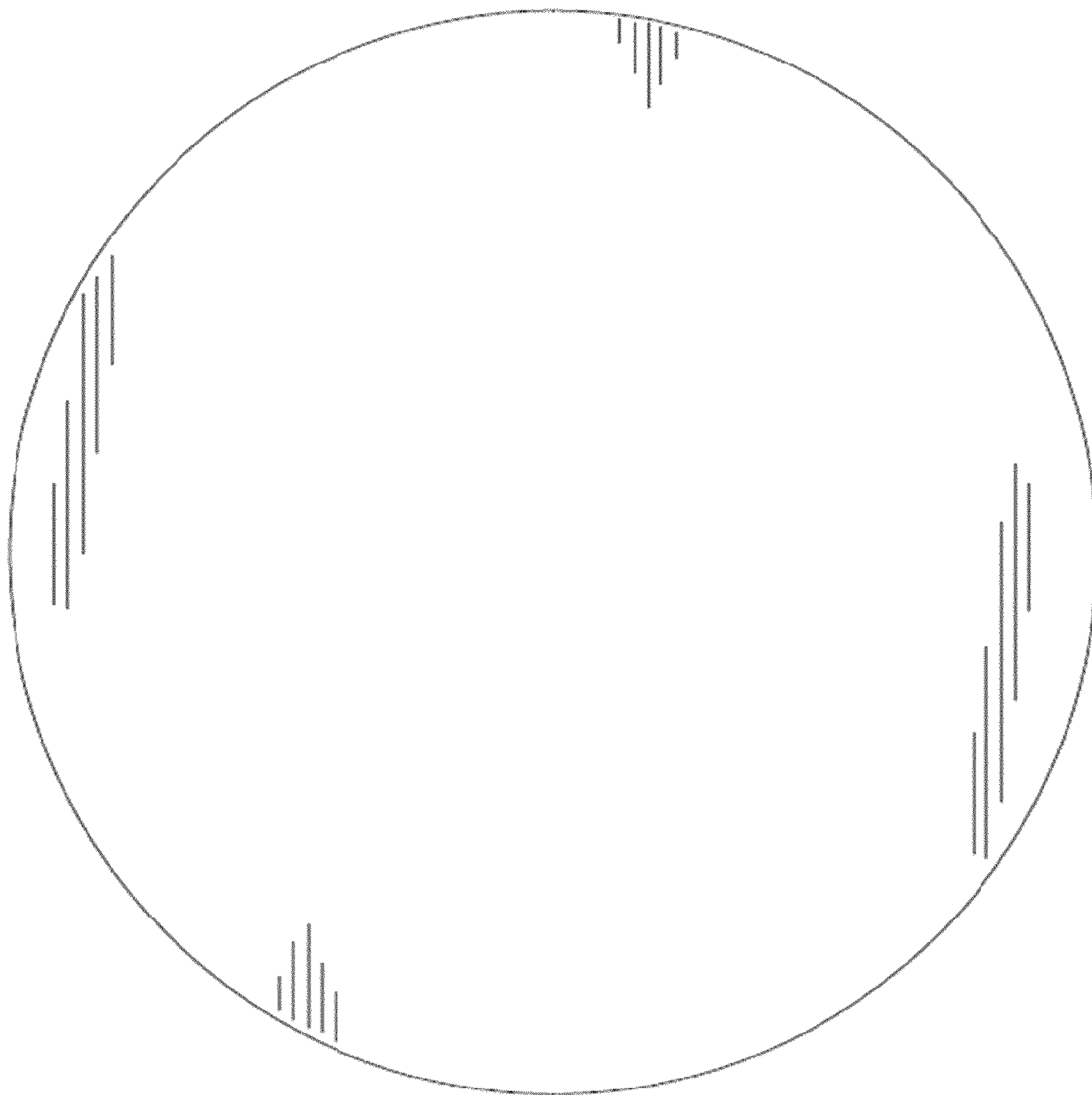


FIG. 7

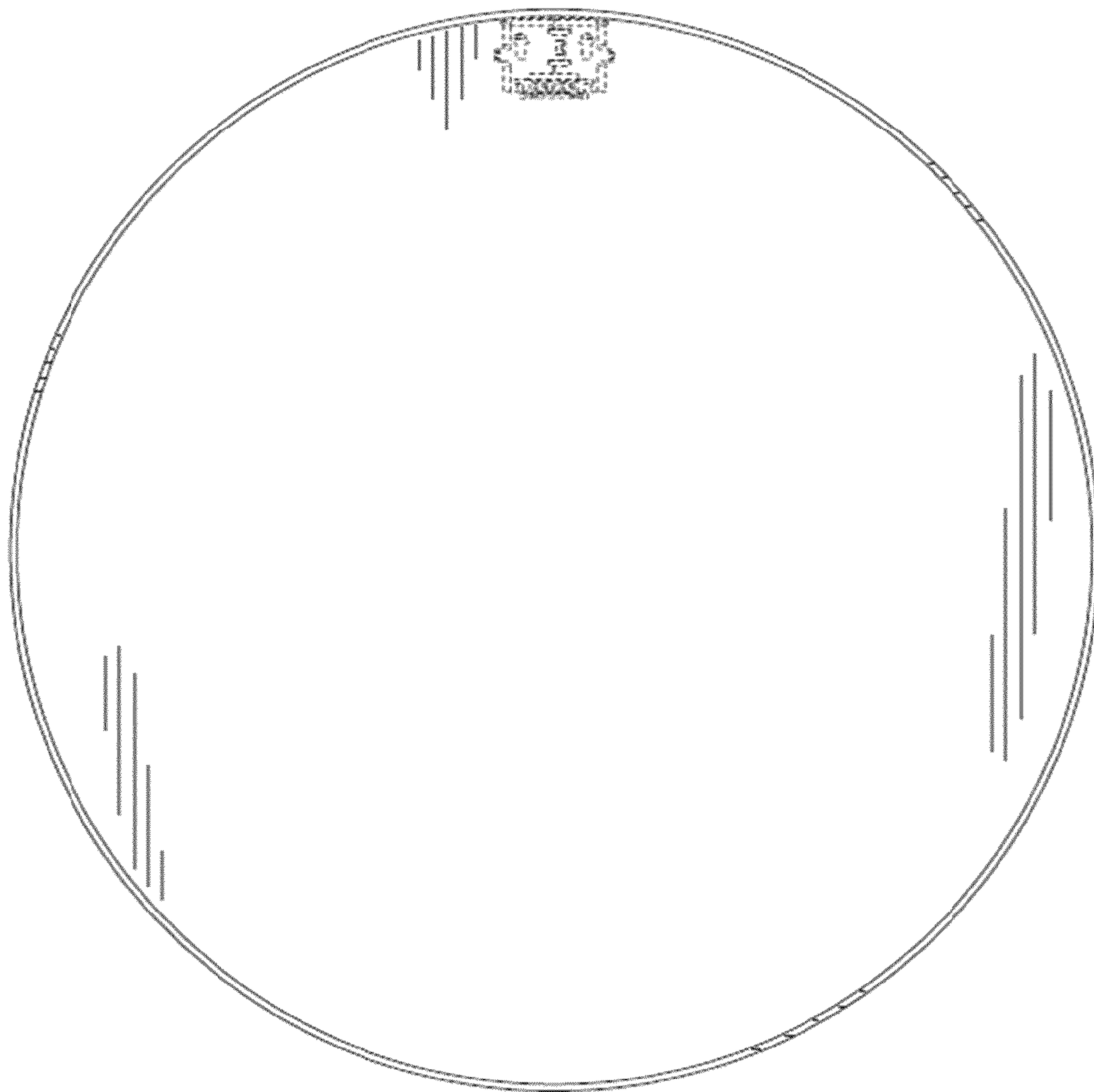


FIG. 8