



US00D741242S

(12) **United States Design Patent**  
**Juergens et al.**

(10) **Patent No.:** **US D741,242 S**

(45) **Date of Patent:** **\*\* Oct. 20, 2015**

(54) **VEHICLE WHEEL**

(71) Applicant: **Bayerische Motoren Werke  
Aktiengesellschaft, Munich (DE)**

(72) Inventors: **Dirk Juergens, Munich (DE); Rainer  
Mueller, Munich (DE)**

(73) Assignee: **Bayerische Motoren Werke  
Aktiengesellschaft, Munich (DE)**

(\*\*) Term: **14 Years**

(21) Appl. No.: **29/490,358**

(22) Filed: **May 9, 2014**

(30) **Foreign Application Priority Data**

Nov. 12, 2013 (DE) ..... 40 2013 101 111

(51) **LOC (10) Cl.** ..... **12-16**

(52) **U.S. Cl.**  
USPC ..... **D12/211**

(58) **Field of Classification Search**  
USPC ..... D12/204-213  
CPC ..... B60B 7/00; B60B 7/02; B60B 7/04;  
B60B 7/01; B60B 7/06; B60B 3/02; B60B  
3/04; B60B 3/06; B60B 3/10; B60B 1/00;  
B60B 1/08; B60B 1/10; B60B 1/12  
See application file for complete search history.

(56) **References Cited**

**U.S. PATENT DOCUMENTS**

D402,951 S \* 12/1998 Wechner ..... D12/211  
D494,525 S \* 8/2004 Borkert ..... D12/211  
D516,493 S 3/2006 Frizzi  
D517,970 S \* 3/2006 Pollmann ..... D12/209  
D521,438 S 5/2006 Nordmann

D522,954 S \* 6/2006 Hueller ..... D12/211  
D590,313 S \* 4/2009 Baum ..... D12/209  
D608,711 S 1/2010 Juergens et al.  
D625,675 S 10/2010 Juergens et al.  
D625,676 S 10/2010 Baum  
D635,907 S \* 4/2011 Futschik et al. .... D12/211  
D644,976 S \* 9/2011 Nissl ..... D12/209  
D654,007 S \* 2/2012 Nissl ..... D12/211  
D663,669 S \* 7/2012 Baum ..... D12/209  
D671,482 S \* 11/2012 Nakamura ..... D12/211  
D697,017 S \* 1/2014 Holstein ..... D12/211

**FOREIGN PATENT DOCUMENTS**

EM 000032438-0005 10/2003  
EM 000330774-0006 6/2005  
EM 000976881-0002 10/2008  
EM 001636978-0006 1/2010  
EM 001643164-0003 10/2010

\* cited by examiner

*Primary Examiner* — Stacia Cadmus

(74) *Attorney, Agent, or Firm* — Crowell & Moring LLP

(57) **CLAIM**

The ornamental design for a vehicle wheel, as shown and described.

**DESCRIPTION**

FIG. 1 is a perspective view of a vehicle wheel according to the design;  
FIG. 2 is an additional perspective view thereof;  
FIG. 3 is an additional perspective view thereof;  
FIG. 4 is a front view thereof;  
FIG. 5 is a rear view thereof in a lighter gray scale, representing environmental features that form no part of the claimed design; and,  
FIG. 6 is a side view thereof.

**1 Claim, 6 Drawing Sheets**









Fig. 1





Fig. 2





Fig. 3






Fig. 4






Fig. 5




Fig. 6