



US00D741226S

(12) **United States Design Patent**
Callum et al.

(10) **Patent No.:** **US D741,226 S**
(45) **Date of Patent:** **** *Oct. 20, 2015**

(54) **VEHICLE**
(71) Applicant: **Jaguar Land Rover Limited**, Coventry (GB)
(72) Inventors: **Ian Callum**, Coventry (GB); **Cesar Pieri**, Coventry (GB); **Alistair Whelan**, Coventry (GB); **Tadeusz Jelec**, Coventry (GB)
(73) Assignee: **JAGUAR LAND ROVER LIMITED** (GB)

D673,484 S * 1/2013 Robinson D12/92
D684,095 S * 6/2013 Beaven D12/92
D684,897 S * 6/2013 Kim D12/92
D687,740 S * 8/2013 Yamanaka et al. D12/92
D692,348 S * 10/2013 Whelan D12/92
D692,350 S * 10/2013 Toriyama et al. D12/92
D696,978 S * 1/2014 Perini D12/92
D703,104 S * 4/2014 Scaringe et al. D12/92
D704,101 S * 5/2014 Beaven D12/92
D704,102 S * 5/2014 Nurnberger D12/92
D704,596 S * 5/2014 Saracoglu D12/92
D704,597 S * 5/2014 Kubo et al. D12/92
D710,260 S * 8/2014 Villarreal D12/92
D711,287 S * 8/2014 Butterworth et al. D12/92
D711,288 S * 8/2014 Butterworth et al. D12/92

(*) Notice: This patent is subject to a terminal disclaimer.

* cited by examiner

(**) Term: **14 Years**

Primary Examiner — Barbara Fox

Assistant Examiner — Clese Moore, Jr.

(21) Appl. No.: **29/478,942**

(74) *Attorney, Agent, or Firm* — Fishman Stewart Yamaguchi PLLC

(22) Filed: **Jan. 9, 2014**

(30) **Foreign Application Priority Data**

Jul. 10, 2013 (EM) 002271908

(51) **LOC (10) Cl.** **12-08**

(52) **U.S. Cl.**
USPC **D12/92**

(58) **Field of Classification Search**
USPC D12/92, 86, 82, 91, 90, 88; D21/424, D21/433, 434, 548, 549; 296/181.1, 181.5
See application file for complete search history.

(56) **References Cited**

U.S. PATENT DOCUMENTS

D661,227 S * 6/2012 Varga D12/92
D671,457 S * 11/2012 Goto et al. D12/92


(57) **CLAIM**

The ornamental design for a vehicle, as shown and described.

DESCRIPTION

FIG. 1 is a front perspective view of a vehicle;
FIG. 2 is a rear perspective view of a vehicle;
FIG. 3 is a front view of a vehicle;
FIG. 4 is a rear view of a vehicle;
FIG. 5 is a left side view of a vehicle;
FIG. 6 is a right view of a vehicle; and,
FIG. 7 is a top view of a vehicle.
The broken lines shown illustrate portions of the vehicle that form no part of the claimed design.

1 Claim, 5 Drawing Sheets



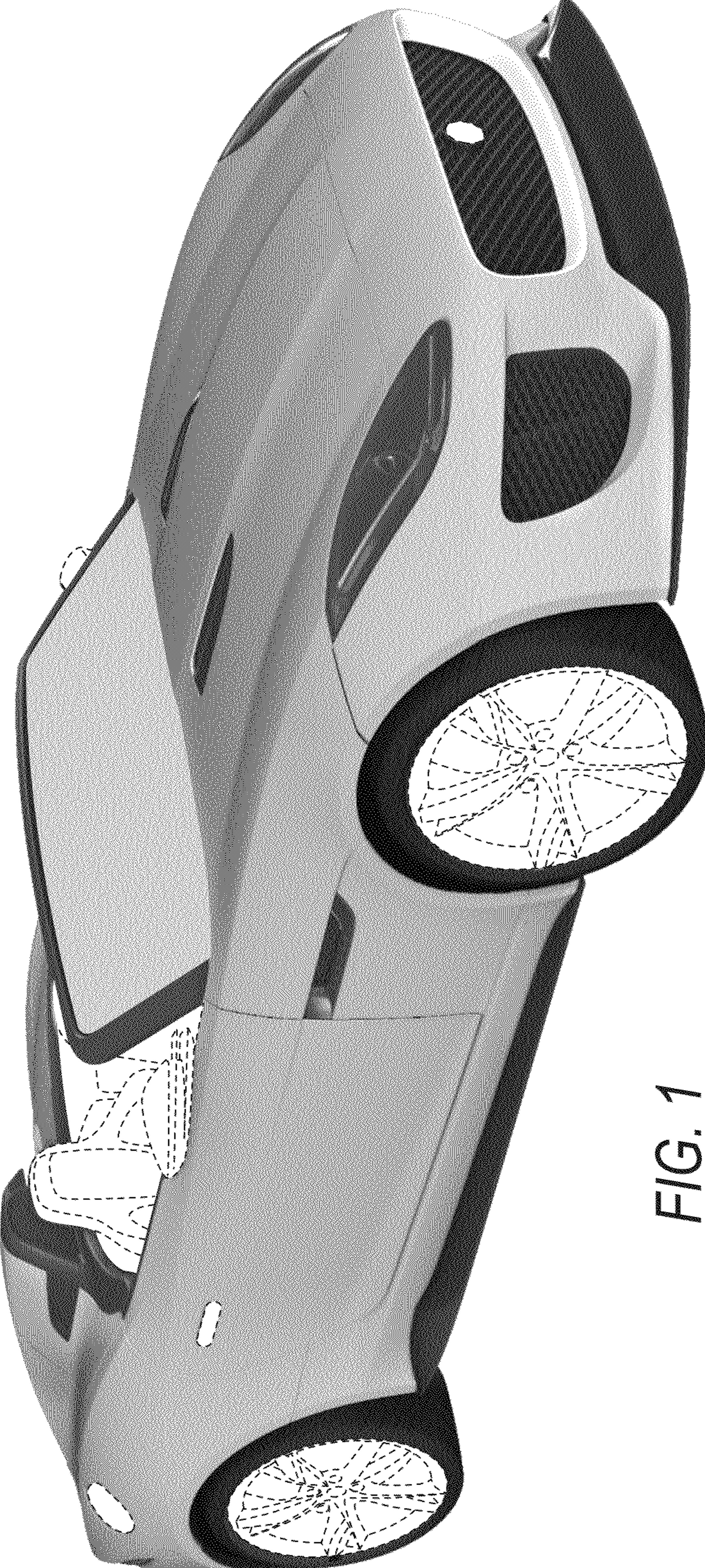


FIG. 1

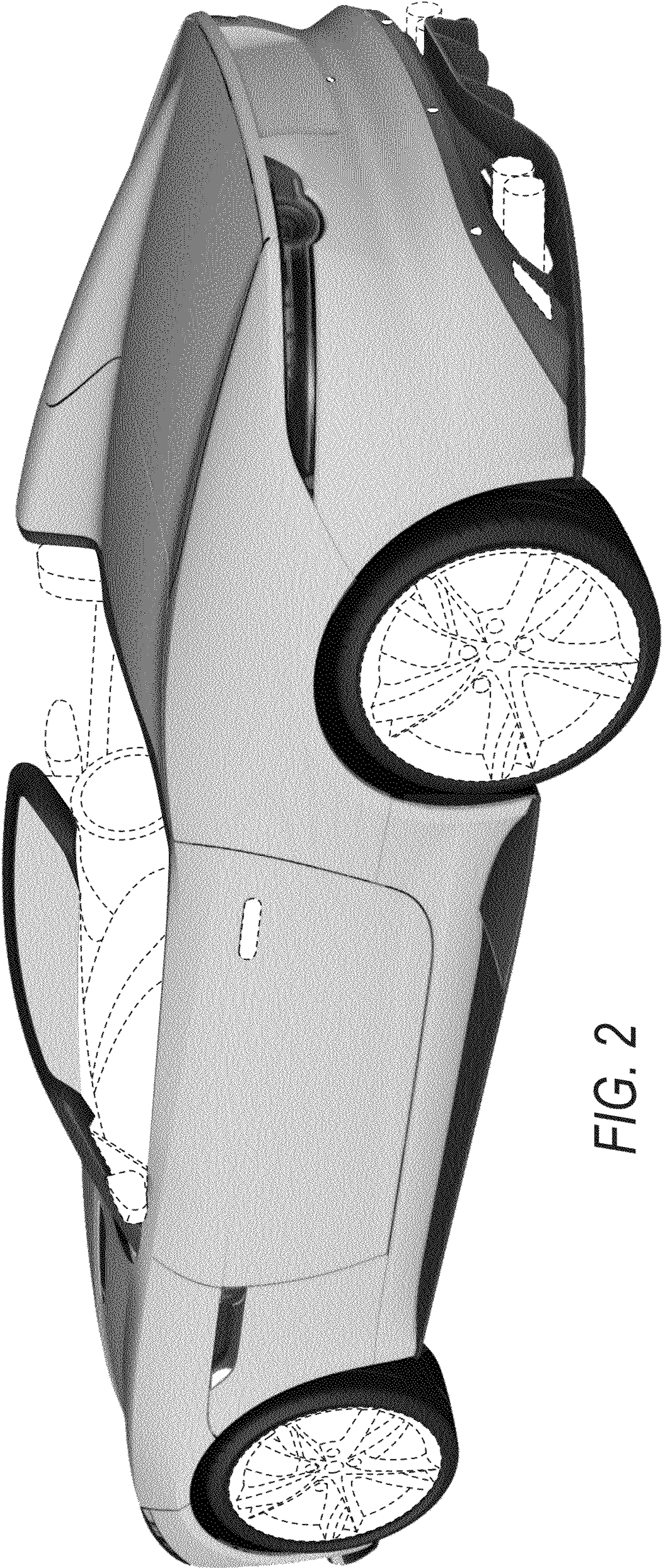


FIG. 2




FIG. 3




FIG. 4

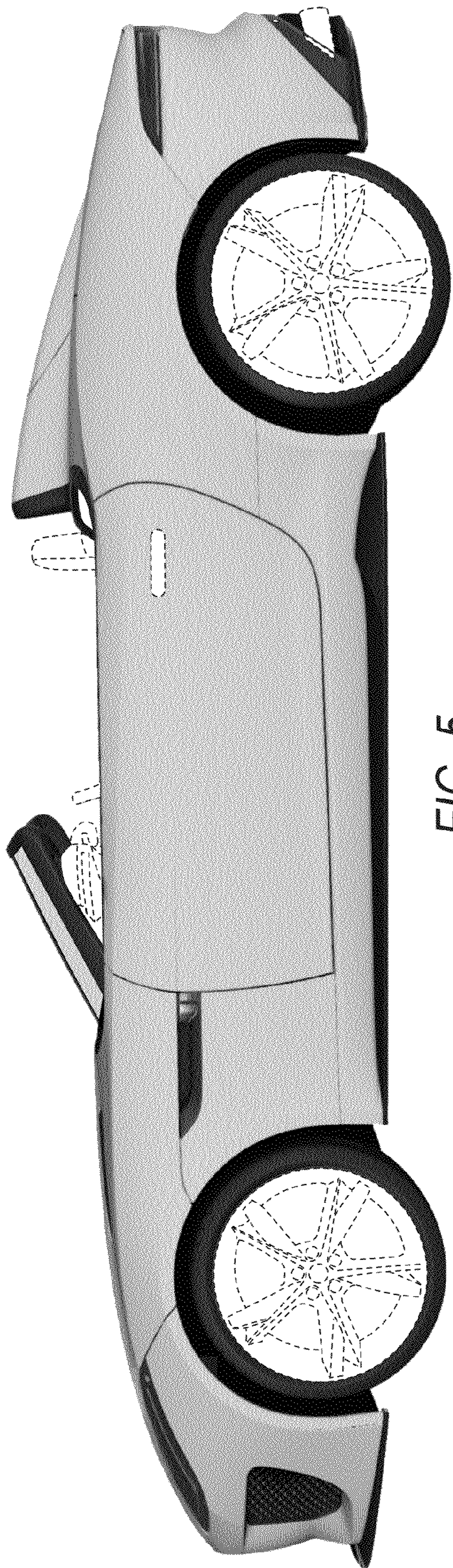


FIG. 5

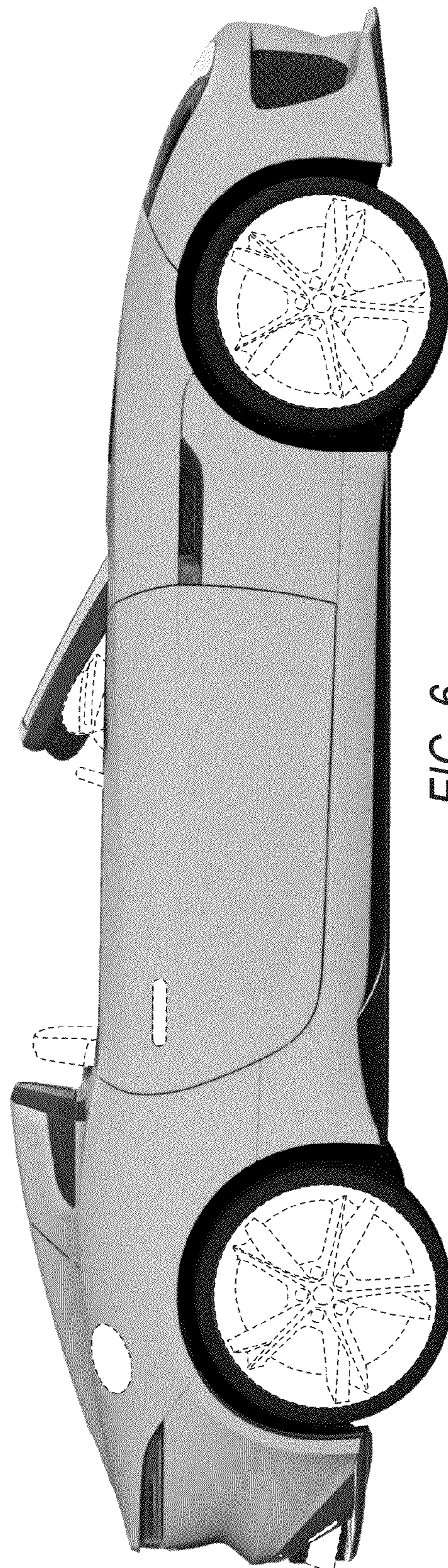


FIG. 6




FIG. 7