



US00D741200S

(12) **United States Design Patent**
Lee et al.

(10) **Patent No.:** **US D741,200 S**
(45) **Date of Patent:** **** Oct. 20, 2015**

(54) **CARTRIDGE DISPENSER**

(71) Applicant: **ADKM Inc.**, New York, NY (US)

(72) Inventors: **Stuart Harvey Lee**, Forest Hills, NY (US); **Jochen Rainer Schaeppers**, New York, NY (US); **Andy Katz-Mayfield**, Santa Monica, CA (US); **Jeffrey Jacob Raider**, New York, NY (US)

(73) Assignee: **HF Global, Inc.**, New York, NY (US)

(**) Term: **14 Years**

(21) Appl. No.: **29/447,848**

(22) Filed: **Mar. 7, 2013**

(51) **LOC (10) Cl.** **09-03**

(52) **U.S. Cl.**
USPC **D9/748**

(58) **Field of Classification Search**
USPC D9/737, 748, 749, 754, 755, 700, 686, D9/688, 689, 390, 414, 430, 432; D3/201, D3/203.1, 203.2, 203.3, 203.4, 203.5, D3/203.6, 203.7, 203.8, 205, 273, 275, D3/294, 299; D27/136; D28/44, 45, 73, D28/76, 77, 78, 82, 91; 206/228, 354, 352, 206/360; 29/401.1; 30/124, 526, 541; D10/18, 30, 31, 37, 40, 45
CPC A45D 27/22; A45D 27/225; B26B 21/40; B26B 21/521; B26B 21/522; B26B 21/528; B65D 1/30; B65D 75/366; B65D 75/367; B65D 77/2068
See application file for complete search history.

(56) **References Cited**

U.S. PATENT DOCUMENTS

D25,437 S * 4/1896 Hurd D9/414
2,061,992 A * 11/1936 Wilson 229/116.1

(Continued)

OTHER PUBLICATIONS

Fresh Picks_Cutting-Edge Razors. wsj.com [online] p. 3 of 7.
Uploaded May 30, 2014 [retrieved on Mar. 13, 2015]. Retrieved from

Internet <<http://www.wsj.com/articles/SB10001424127887324323904578368612915950492>>.*

(Continued)

Primary Examiner — Susan Bennett Hattan

Assistant Examiner — Marie Fast Horse

(74) *Attorney, Agent, or Firm* — Florek & Endres PLLC

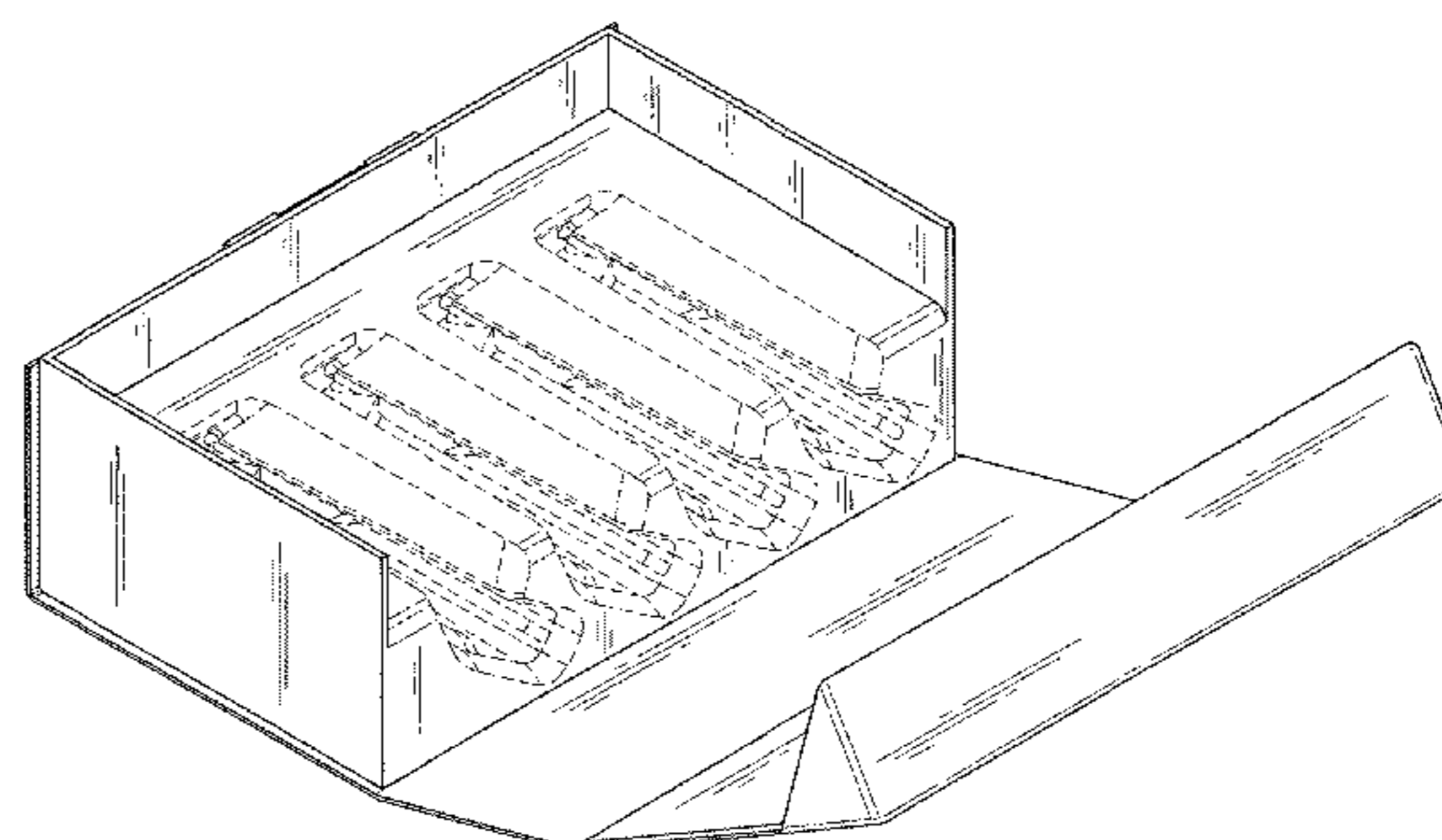
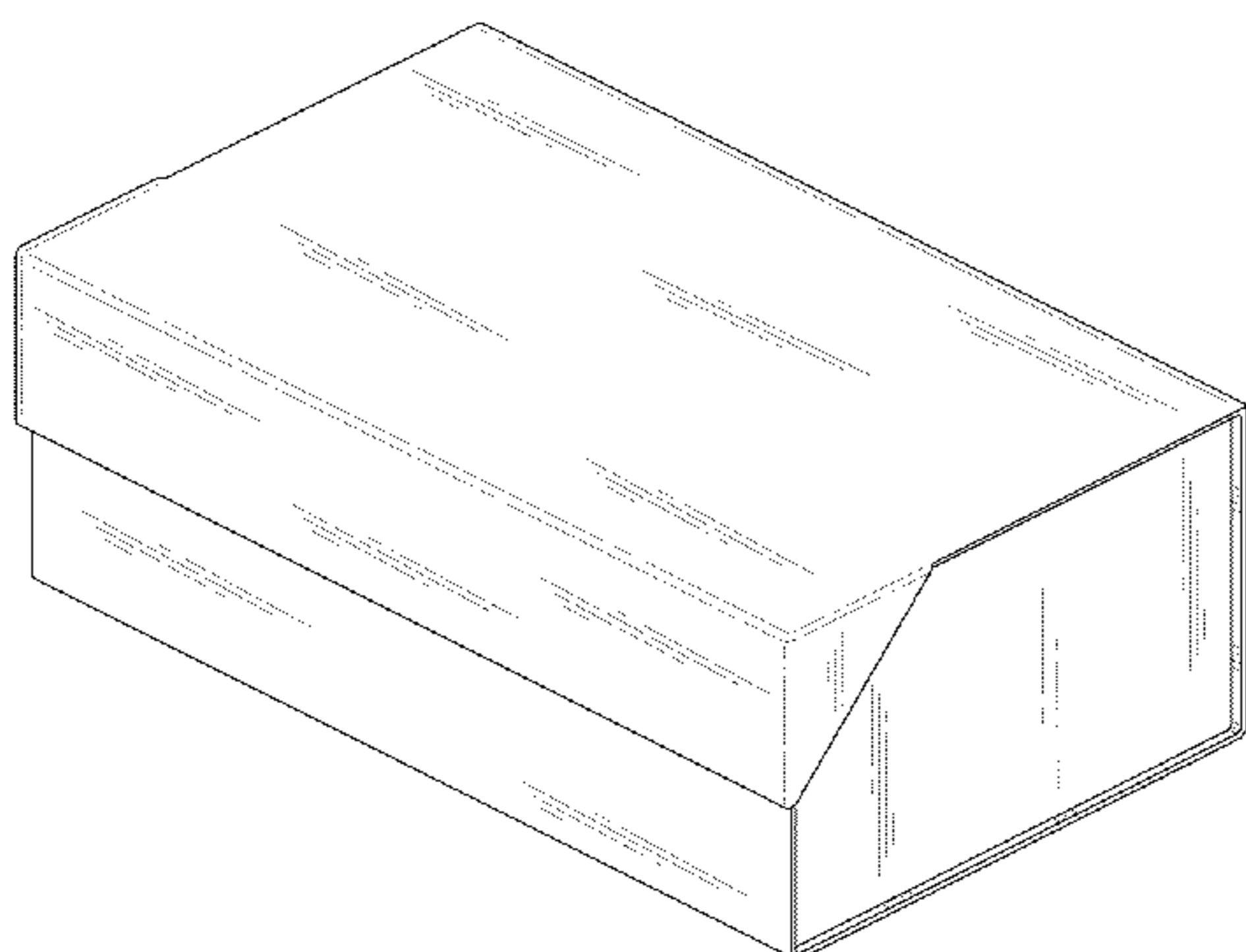
(57) **CLAIM**

We claim the ornamental design for a cartridge dispenser, as shown and described.

DESCRIPTION

FIG. 1 is an isometric view of the cartridge dispenser of the present invention in its closed configuration.
FIG. 2 is a front elevation of the cartridge dispenser of the present invention in its closed configuration.
FIG. 3 is a rear elevation of the cartridge dispenser of the present invention in its closed configuration.
FIG. 4 is a right side elevation of the cartridge dispenser of the present invention in its closed configuration.
FIG. 5 is a left side elevation of the cartridge dispenser of the present invention in its closed configuration.
FIG. 6 is a top plan view of the cartridge dispenser of the present invention in its closed configuration.
FIG. 7 is a bottom plan view of the cartridge dispenser of the present invention in its closed configuration.
FIG. 8 is an isometric view of the cartridge dispenser of the present invention in its open configuration.
FIG. 9 is a front elevation of the cartridge dispenser of the present invention in its open configuration.
FIG. 10 is a rear elevation of the cartridge dispenser of the present invention in its open configuration.
FIG. 11 is a right side elevation of the cartridge dispenser of the present invention in its open configuration.
FIG. 12 is a left side elevation of the cartridge dispenser of the present invention in its open configuration.
FIG. 13 is a top plan view of the cartridge dispenser of the present invention in its open configuration; and,
FIG. 14 is a bottom plan view of the cartridge dispenser of the present invention in its open configuration.
The broken lines in FIGS. 8 and 13 depict parts of the cartridge dispenser that form no part of the claimed design.

1 Claim, 10 Drawing Sheets



(56)

References Cited

U.S. PATENT DOCUMENTS

2,070,430 A * 2/1937 Wallenthin 206/228
 2,122,158 A * 6/1938 Segal 206/228
 D132,620 S * 6/1942 Gross D3/299
 D132,698 S * 6/1942 Hollis D3/205
 D159,870 S * 8/1950 Schnitzler D9/748
 D165,761 S * 1/1952 Joslyn D3/205
 D173,585 S * 11/1954 Pavenick D9/748
 D208,505 S * 9/1967 Hogg D9/748
 D216,001 S * 11/1969 Grange D9/748
 D227,080 S * 6/1973 Poisson D9/748
 D231,047 S * 3/1974 van Lalyveld D3/205
 3,797,657 A * 3/1974 Petrillo 206/356
 3,854,201 A * 12/1974 Dawidowicz et al. 30/40.2
 3,941,244 A * 3/1976 Braginetz 206/360
 D244,355 S * 5/1977 Mazie et al. D9/432
 4,285,428 A * 8/1981 Beddall et al. 206/354
 D262,095 S * 12/1981 Takahashi D9/700
 4,311,234 A * 1/1982 Wildgoose 206/354
 4,467,920 A * 8/1984 Smith 206/457
 D313,175 S * 12/1990 Motta et al. D9/721
 D323,062 S * 1/1992 Slater D3/205
 D326,017 S * 5/1992 Orosy et al. D3/205
 5,240,107 A * 8/1993 Casale 206/354
 5,348,152 A * 9/1994 Kiyoshi et al. 206/354
 5,518,114 A * 5/1996 Kohring et al. 206/352
 D383,064 S * 9/1997 Tsukikawa D9/432
 D394,606 S * 5/1998 Zorn et al. D9/432
 D395,755 S * 7/1998 Hulin D3/295
 D398,527 S * 9/1998 Maceachern et al. D9/432
 D420,586 S * 2/2000 MacEachern et al. D9/432
 6,041,926 A * 3/2000 Petricca et al. 206/356
 D425,296 S * 5/2000 Shurtleff D3/205

D449,165 S * 10/2001 van der Hulst D3/294
 D454,784 S * 3/2002 Oram D9/416
 6,415,517 B1 * 7/2002 Worrick, III 30/541
 6,435,351 B1 * 8/2002 Gibb 206/736
 D503,616 S * 4/2005 Ghini et al. D9/430
 D531,518 S * 11/2006 Ramm et al. D9/749
 D548,590 S * 8/2007 Forthaus et al. D9/432
 D548,592 S * 8/2007 Kudo et al. D9/432
 7,413,078 B2 * 8/2008 Fischer et al. 206/354
 D596,953 S * 7/2009 Wonderley et al. D9/749
 D606,857 S * 12/2009 Stewart D9/432
 D606,859 S * 12/2009 Stewart D9/432
 D615,275 S * 5/2010 Hacker D99/43
 D620,376 S * 7/2010 Peyser et al. D9/749
 D622,590 S * 8/2010 Tayama D9/432
 D623,512 S * 9/2010 Stewart D9/423
 D626,831 S * 11/2010 Nicholas D9/432
 D636,259 S * 4/2011 Schmitt D9/432
 D663,943 S * 7/2012 Walsh et al. D3/203.1
 D666,806 S * 9/2012 Southard D3/205
 D681,939 S * 5/2013 Johnson, Jr. D3/205
 8,584,848 B1 * 11/2013 Lee et al. 206/354
 2006/0219584 A1 * 10/2006 Fischer et al. 206/355
 2008/0000794 A1 * 1/2008 Aldridge 206/467
 2008/0201957 A1 * 8/2008 Apprille 30/124
 2011/0139647 A1 * 6/2011 Petricca et al. 206/354
 2011/0139648 A1 * 6/2011 Sonnenberg 206/354

OTHER PUBLICATIONS

Branded Unboxing Harry. by Will Novosedlik. appliedartsmag.com [online] p. 5 of 7. Uploaded May 30, 2014 [retrieved on Mar. 13, 2015]. Retrieved from Internet <http://www.appliedartsmag.com/opinions_details/?id=172>.*

* cited by examiner

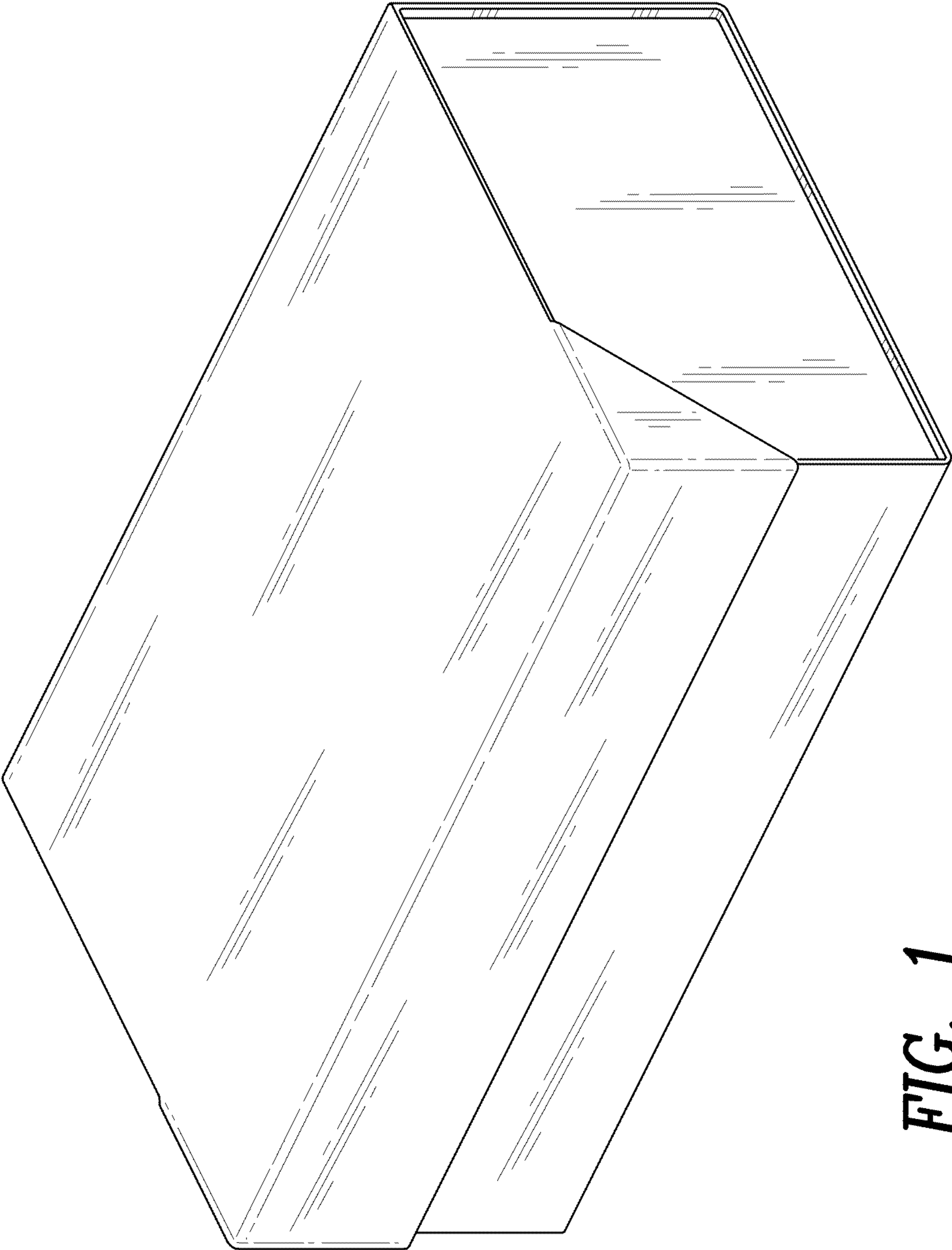


FIG. 1

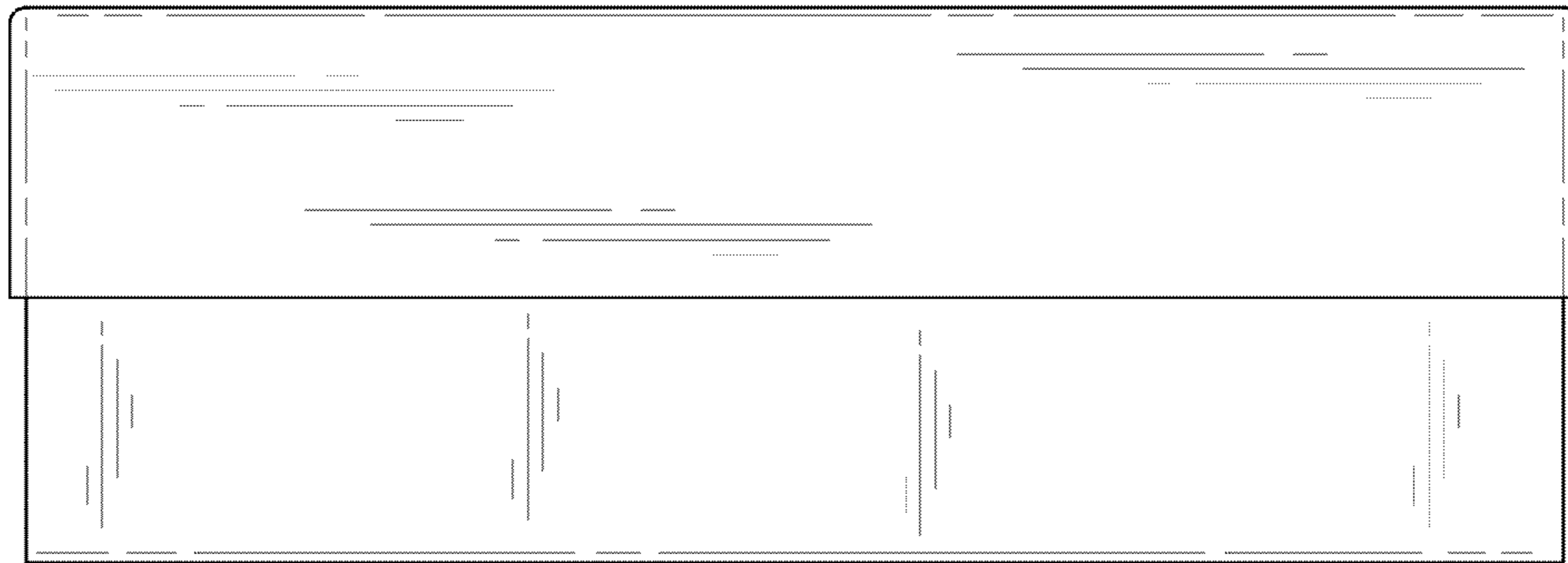


FIG. 2




FIG. 3

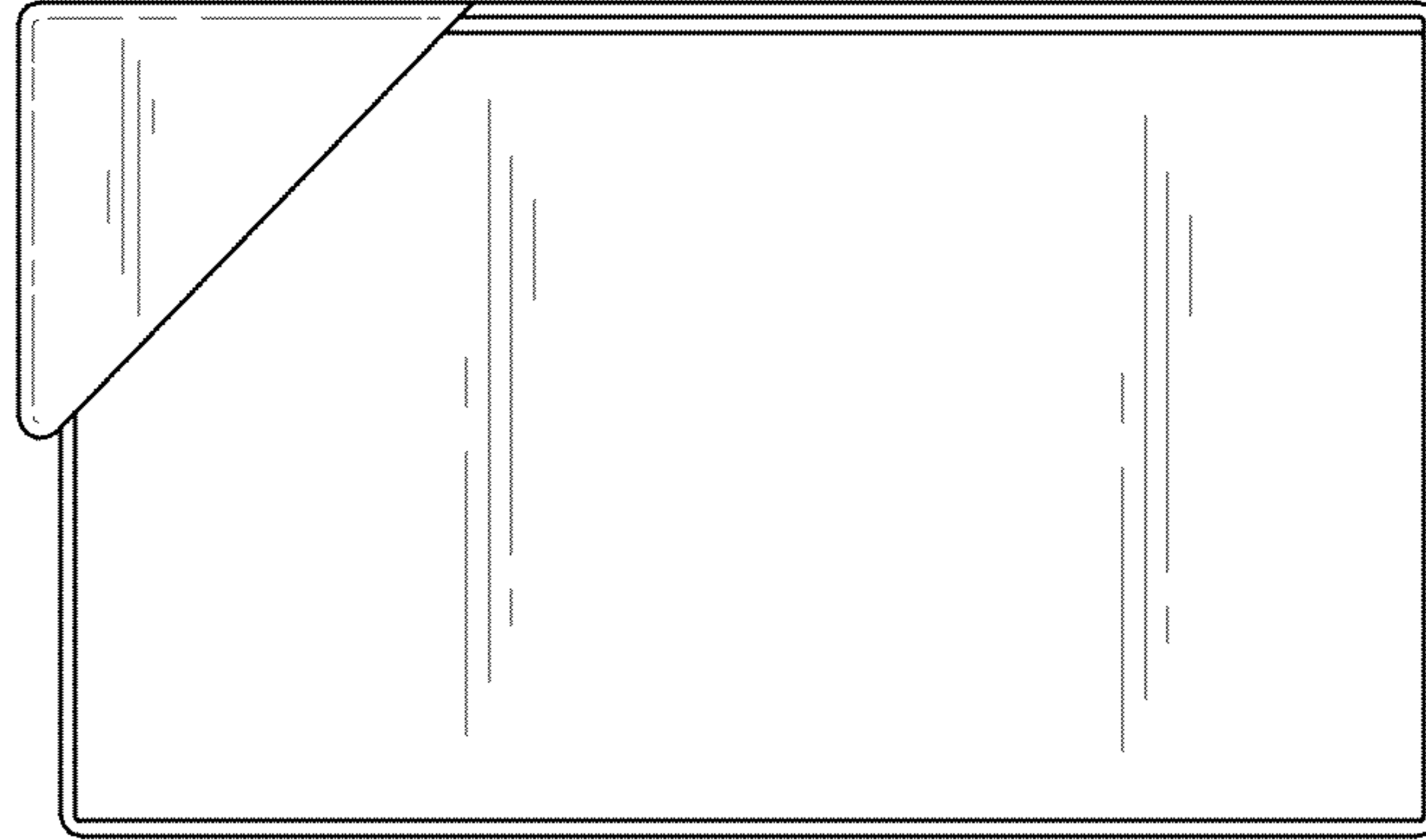


FIG. 4

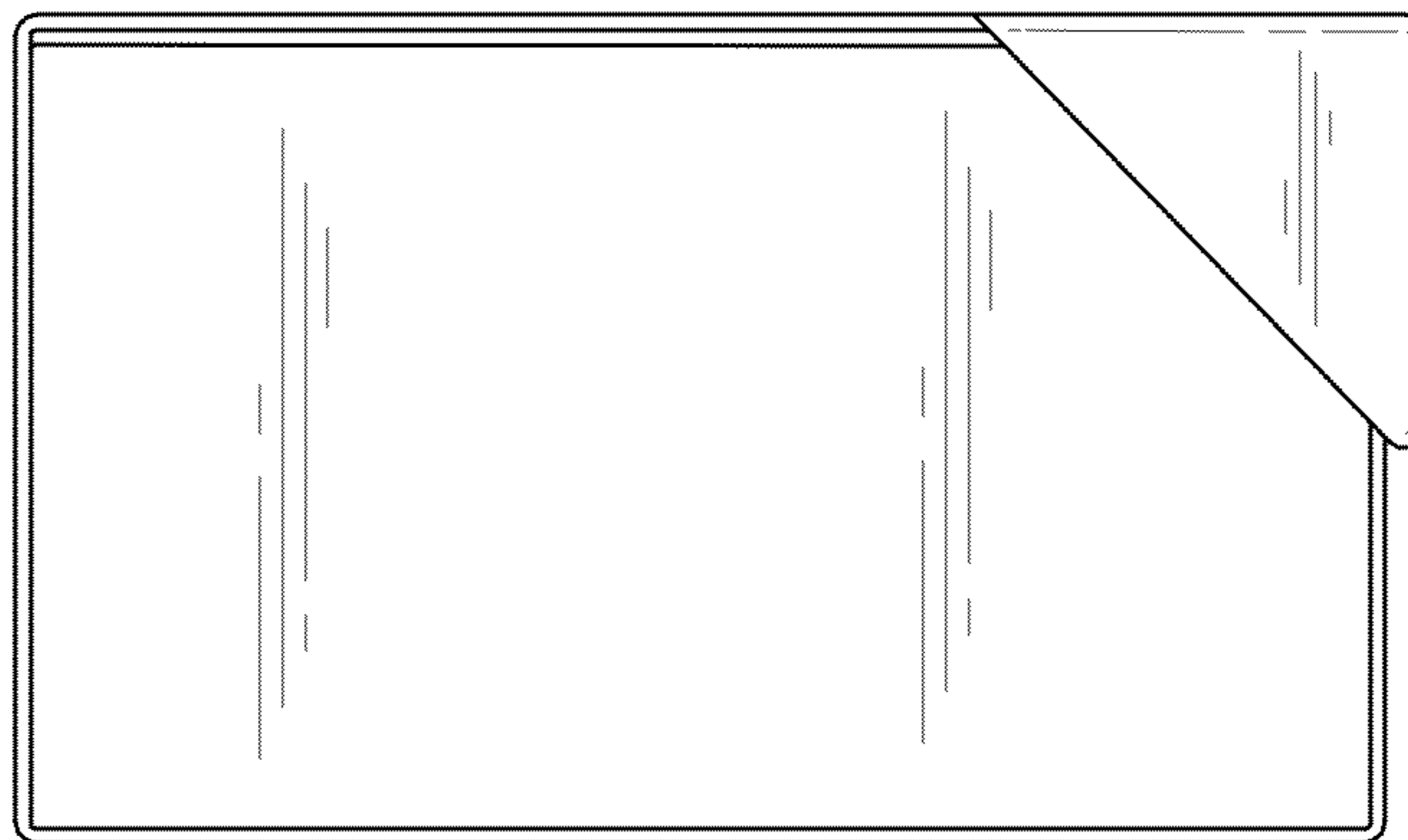


FIG. 5



FIG. 6




FIG. 7

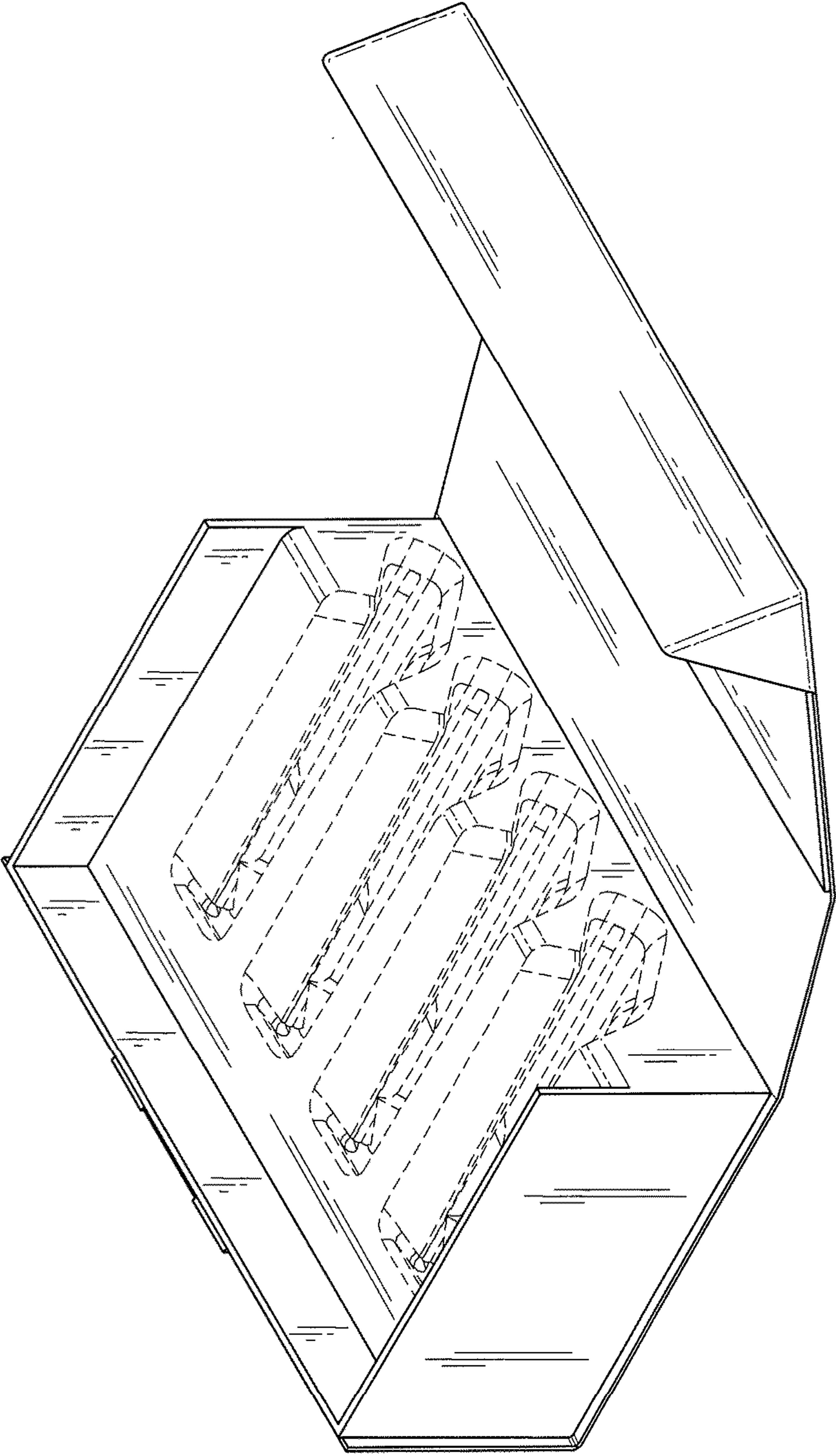


FIG. 8

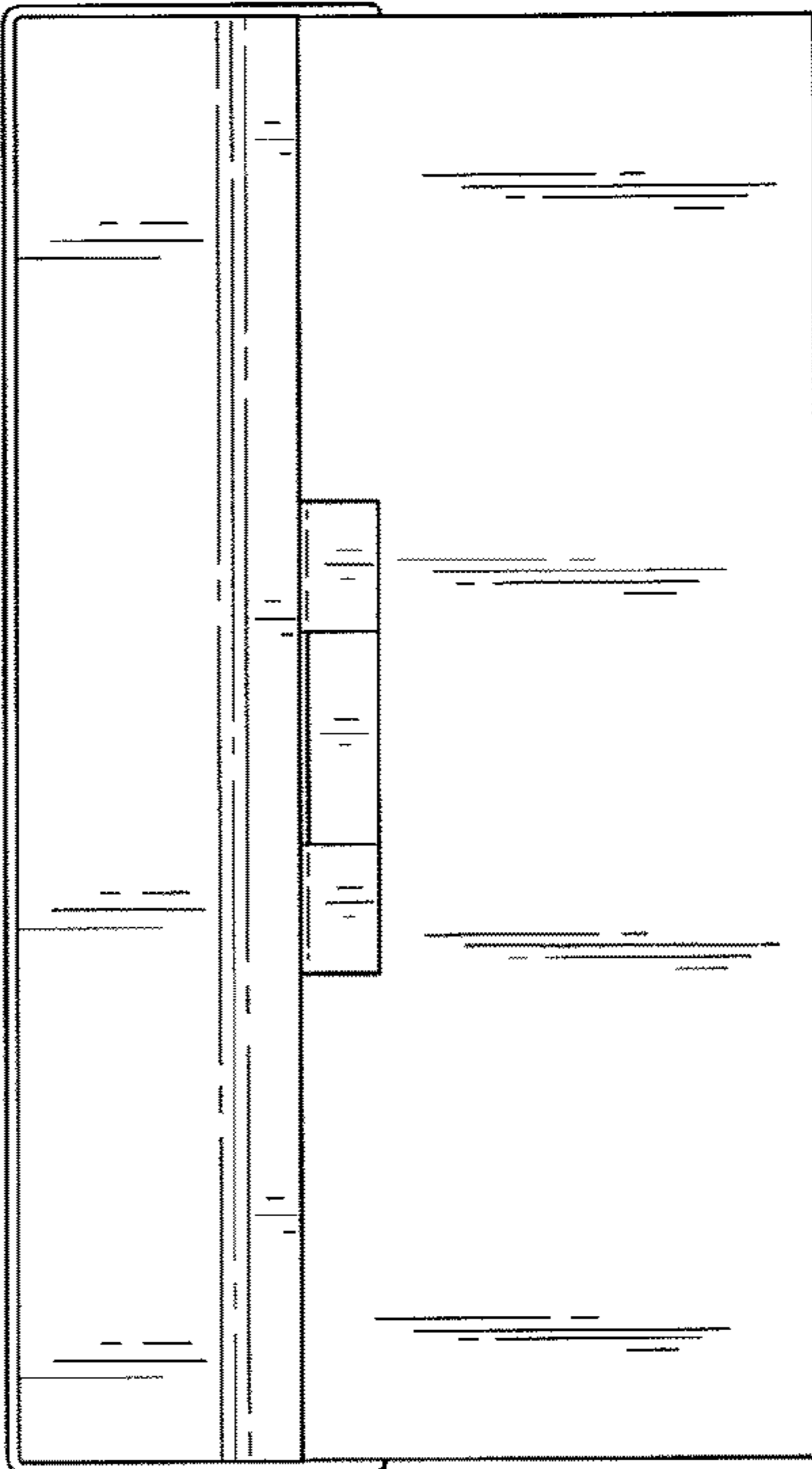


FIG. 9




FIG. 10

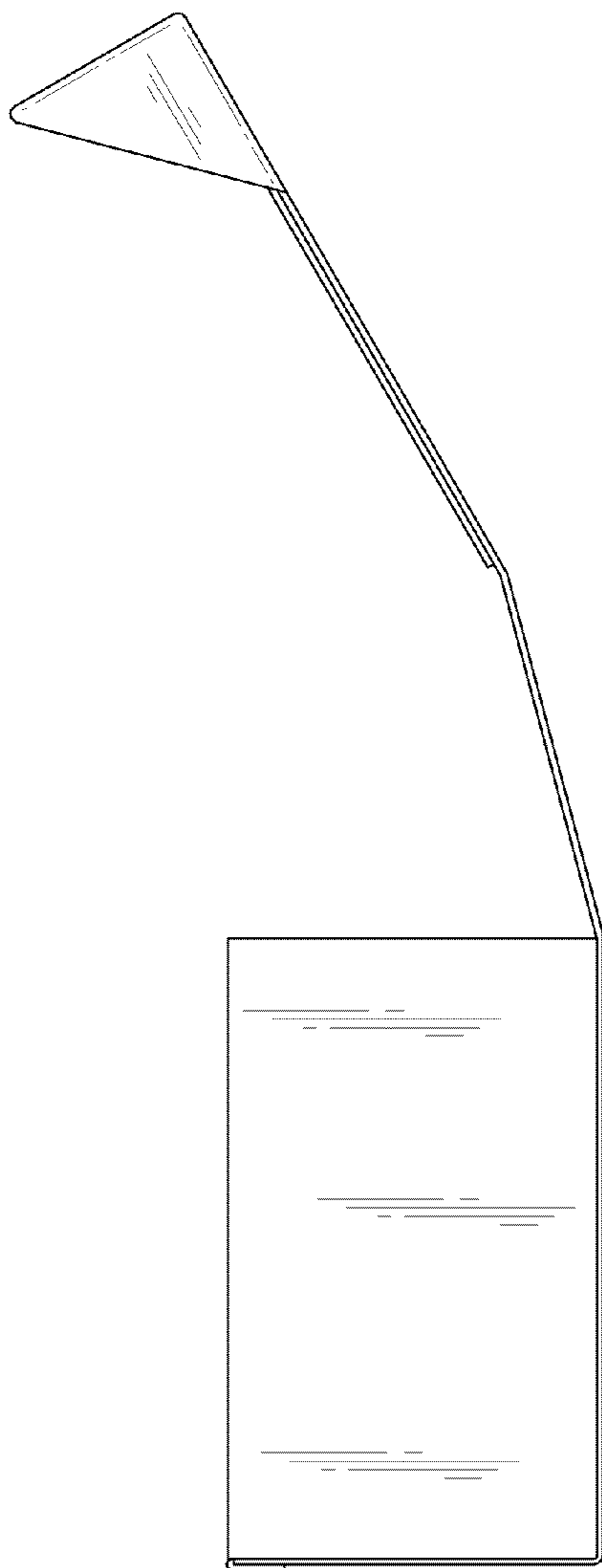


FIG. 11

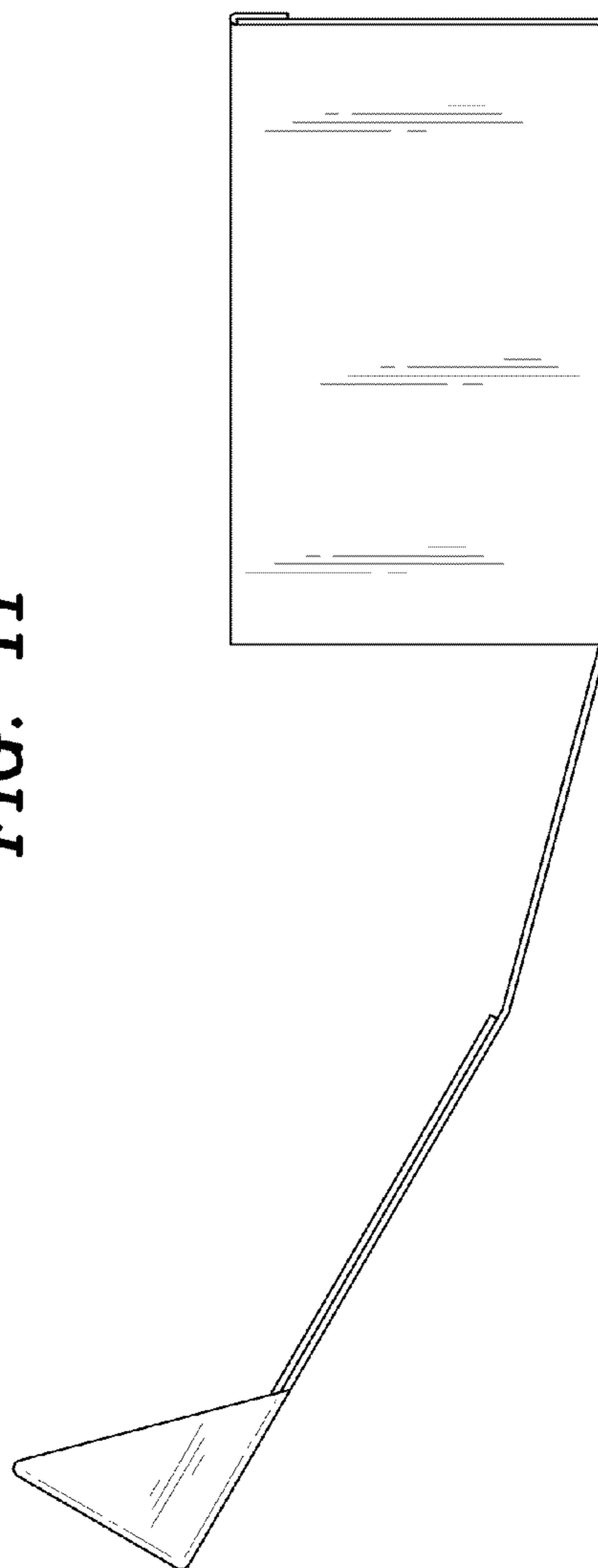


FIG. 12




FIG. 13




FIG. 14