



US00D741195S

(12) **United States Design Patent**
Nickla

(10) **Patent No.:** **US D741,195 S**
(45) **Date of Patent:** **** Oct. 20, 2015**

(54) **DISPOSAL BAG**
(71) Applicant: **Laminda Kay Nickla**, Omaha, NE (US)
(72) Inventor: **Laminda Kay Nickla**, Omaha, NE (US)
(**) Term: **14 Years**
(21) Appl. No.: **29/444,914**
(22) Filed: **Feb. 5, 2013**
(51) **LOC (10) Cl.** **09-05**
(52) **U.S. Cl.**
USPC **D9/703**
(58) **Field of Classification Search**
USPC D2/614; D3/203.5; D9/702, 703, 713,
D9/720; D24/105, 108, 118, 125, 141,
D24/231; D29/113, 114, 117.1, 118;
D30/161; 2/16, 21, 161.7, 163;
128/897; 206/210, 581, 440; 383/1, 4,
383/88; 604/385.13
CPC A61F 13/34; A61F 13/5518
See application file for complete search history.

6,960,374 B1 * 11/2005 Terada et al. 428/35.7
D529,710 S * 10/2006 Wilson et al. D3/203.5
D531,723 S * 11/2006 Brown D24/118
D545,215 S * 6/2007 Germanow et al. D9/703
7,238,173 B1 * 7/2007 Dobbs 604/385.13
7,422,106 B1 * 9/2008 Kendra 206/440
D658,074 S * 4/2012 Kolovich et al. D9/703
D666,921 S * 9/2012 Gallagher D9/709
2004/0020815 A1 * 2/2004 Panella 206/440

(Continued)

FOREIGN PATENT DOCUMENTS

GB 2285428 A * 7/1995
Primary Examiner — Ian Simmons
Assistant Examiner — Richelle G Shelton

(57) **CLAIM**
The ornamental design for a disposal bag, as shown and described.

DESCRIPTION


FIG. 1 is a front view of a disposal bag showing our new design;
FIG. 2 is a side view of the disposal bag of FIG. 1;
FIG. 3 is a second side view of the disposal bag of FIG. 1;
FIG. 4 is a back view of the disposal bag of FIG. 1;
FIG. 5 is a top view of the disposal bag of FIG. 1;
FIG. 6 is a bottom view of the disposal bag of FIG. 1;
FIG. 7 is a front view of a disposal bag showing our alternative new design;
FIG. 8 is a side view of the disposal bag of FIG. 7;
FIG. 9 is a second side view of the disposal bag of FIG. 7;
FIG. 10 is a back view of the disposal bag of FIG. 7;
FIG. 11 is a top view of the disposal bag of FIG. 7; and,
FIG. 12 is a bottom view of the disposal bag of FIG. 7.

1 Claim, 4 Drawing Sheets

(56) **References Cited**

U.S. PATENT DOCUMENTS

3,279,511 A * 10/1966 Griffin, Jr. 383/1
4,937,881 A * 7/1990 Heise 2/16
D330,427 S * 10/1992 Meijer D24/217
5,188,236 A * 2/1993 Sayers et al. 206/581
5,287,960 A * 2/1994 Kalb et al. 206/210
D345,210 S * 3/1994 Thomas D24/125
5,290,268 A * 3/1994 Oliver et al. 604/359
5,715,841 A * 2/1998 Utecht 128/897
5,864,883 A * 2/1999 Reo 2/158
6,059,100 A * 5/2000 Jones 206/210
6,402,727 B1 * 6/2002 Rosengrant 604/385.02
D480,805 S * 10/2003 Thornbury et al. D24/108
6,702,116 B2 * 3/2004 Hummel 206/438



(56)

References Cited

U.S. PATENT DOCUMENTS

2005/0098466	A1 *	5/2005	Thomas	206/440	2010/0094238	A1 *	4/2010	Scarano	604/385.13
2006/0106357	A1 *	5/2006	McLean	604/385.02	2010/0316307	A1 *	12/2010	Oikkonen	383/1
2006/0212015	A1 *	9/2006	Peele	604/385.13	2011/0173932	A1 *	7/2011	John	53/473
2009/0221981	A1 *	9/2009	Cohen	604/385.02	2012/0053549	A1 *	3/2012	Knight	604/385.13
						2012/0311986	A1 *	12/2012	Anderson et al.	56/1

* cited by examiner




FIG. 1




FIG. 2

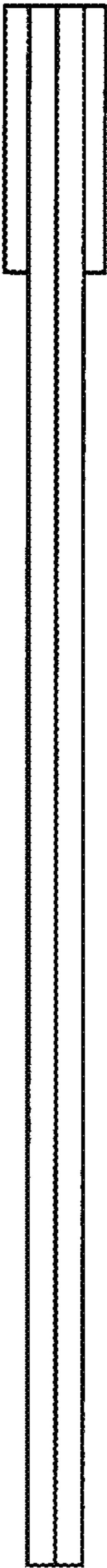


FIG. 3

FIG. 4




FIG. 5



FIG. 6






FIG. 7

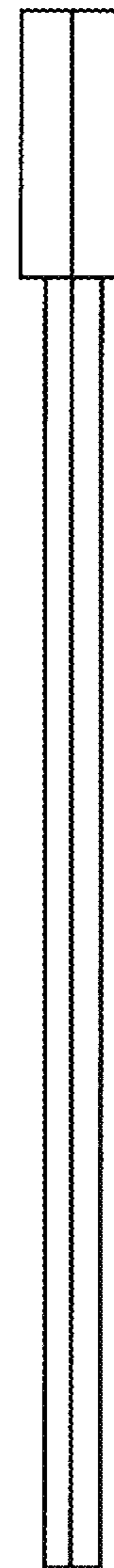



FIG. 8 FIG. 9

FIG. 10




FIG. 11



FIG. 12

