



US00D741192S

(12) **United States Design Patent**
Snyder

(10) **Patent No.:** **US D741,192 S**

(45) **Date of Patent:** **** Oct. 20, 2015**

(54) **BOTTLE**

(71) Applicant: **TricorBraun Inc.**, St. Louis, IL (US)

(72) Inventor: **David Snyder**, West Chicago, IL (US)

(73) Assignee: **TricorBraun Inc.**, St. Louis, MO (US)

(**) Term: **14 Years**

(21) Appl. No.: **29/444,890**

(22) Filed: **Feb. 5, 2013**

(51) **LOC (10) Cl.** **09-01**

(52) **U.S. Cl.**
USPC **D9/561**; D9/565; D9/575

(58) **Field of Classification Search**
USPC D9/682, 686, 690–691, 693, 516,
D9/529–530, 537–546, 552, 556, 559–561,
D9/565, 574–575; 215/381–385; D28/85,
D28/89; D7/509–511, 531, 598
See application file for complete search history.

(56) **References Cited**

U.S. PATENT DOCUMENTS

D449,524 S	*	10/2001	Kieras	D9/559
D468,646 S	*	1/2003	Joubert	D9/561
D476,902 S	*	7/2003	Snyder	D9/575 X
D478,816 S	*	8/2003	Joubert	D9/551 X
D478,819 S	*	8/2003	Pfaeffli et al.	D9/559
D493,364 S	*	7/2004	Papiernik	D9/687
D520,374 S	*	5/2006	Herrmann et al.	D9/561
D527,277 S	*	8/2006	Blasko et al.	D9/693
D547,193 S	*	7/2007	Blasko et al.	D9/529
D558,050 S	*	12/2007	Urcun	D9/574 X
D584,638 S	*	1/2009	Castelnuovo-Tedesco	D9/686
D591,613 S	*	5/2009	Mason	D9/682 X

D601,425 S	*	10/2009	Miller et al.	D9/565 X
D604,164 S	*	11/2009	Miller et al.	D9/521
D604,170 S	*	11/2009	Poupore et al.	D9/539
D619,467 S	*	7/2010	Bogosyan	D9/529
D632,577 S	*	2/2011	Drake et al.	D9/521
D632,970 S	*	2/2011	Drake et al.	D9/558
D641,633 S	*	7/2011	Carnduff et al.	D9/522 X
D646,170 S	*	10/2011	Carnduff et al.	D9/522 X
D652,302 S	*	1/2012	Drake et al.	D9/521
D652,306 S	*	1/2012	Drake et al.	D9/552 X
D659,008 S	*	5/2012	Gately et al.	D9/565
D661,992 S	*	6/2012	Brummelhuis et al.	...	D9/542 X
D696,123 S	*	12/2013	Brummelhuis et al.	D9/516
2004/0099673 A1	*	5/2004	Burgassi et al.	220/669

* cited by examiner

Primary Examiner — Carol P Rademaker

(74) *Attorney, Agent, or Firm* — Husch Blackwell LLP

(57) **CLAIM**

I claim the ornamental design for a bottle, as shown and described.

DESCRIPTION

FIG. 1 is a top, front, left side perspective view of a bottle showing the new design;

FIG. 2 is a front elevational view thereof;

FIG. 3 is a rear elevational view thereof;

FIG. 4 is a left side elevational view thereof;

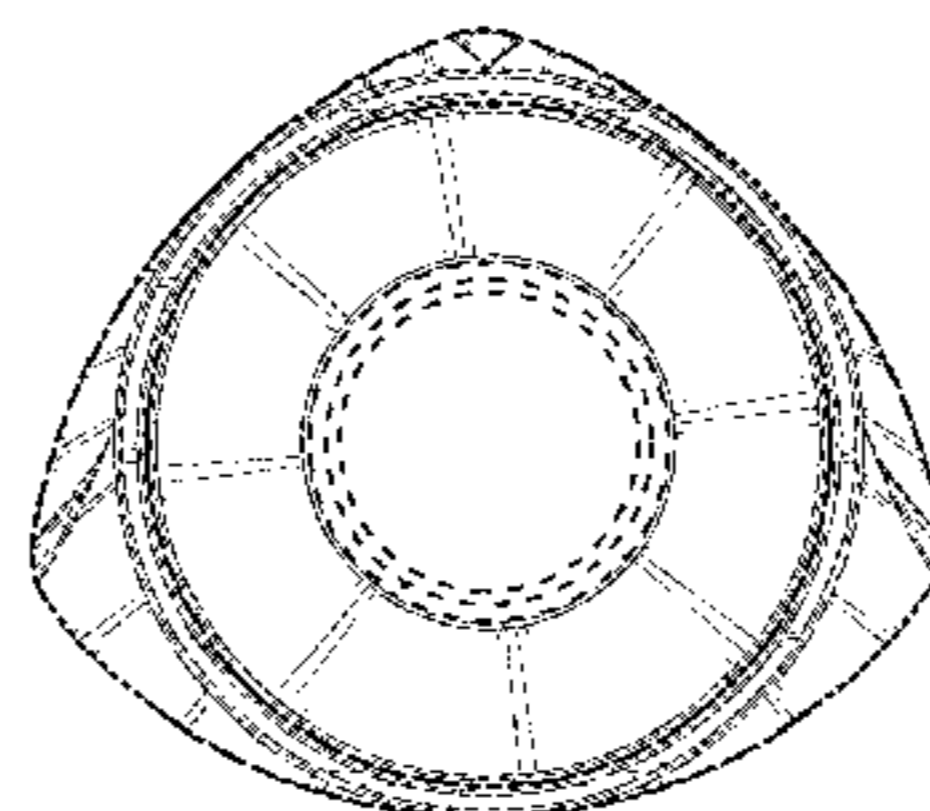

FIG. 5 is a right side elevational view thereof;

FIG. 6 is a top plan view thereof; and,

FIG. 7 is a bottom plan view thereof.

The broken lines of a pour spout and threads and of the central bottom surface are included for the purpose of illustrating environmental structure that form no part of the claimed design.

1 Claim, 4 Drawing Sheets



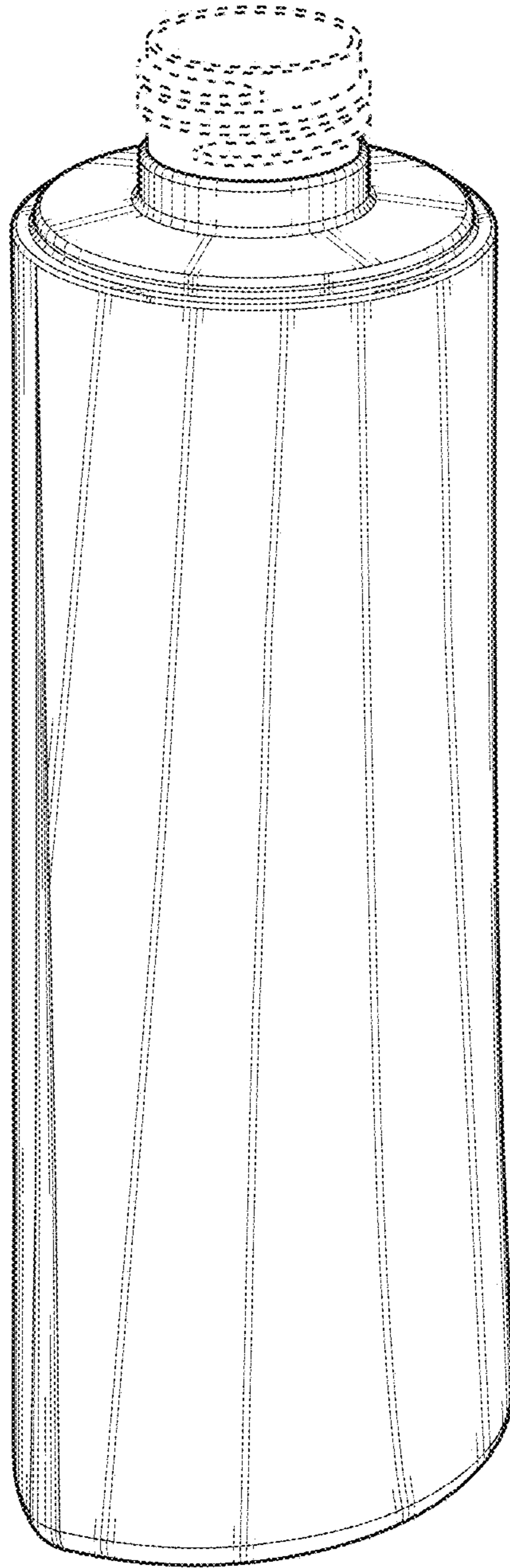


FIG. 1

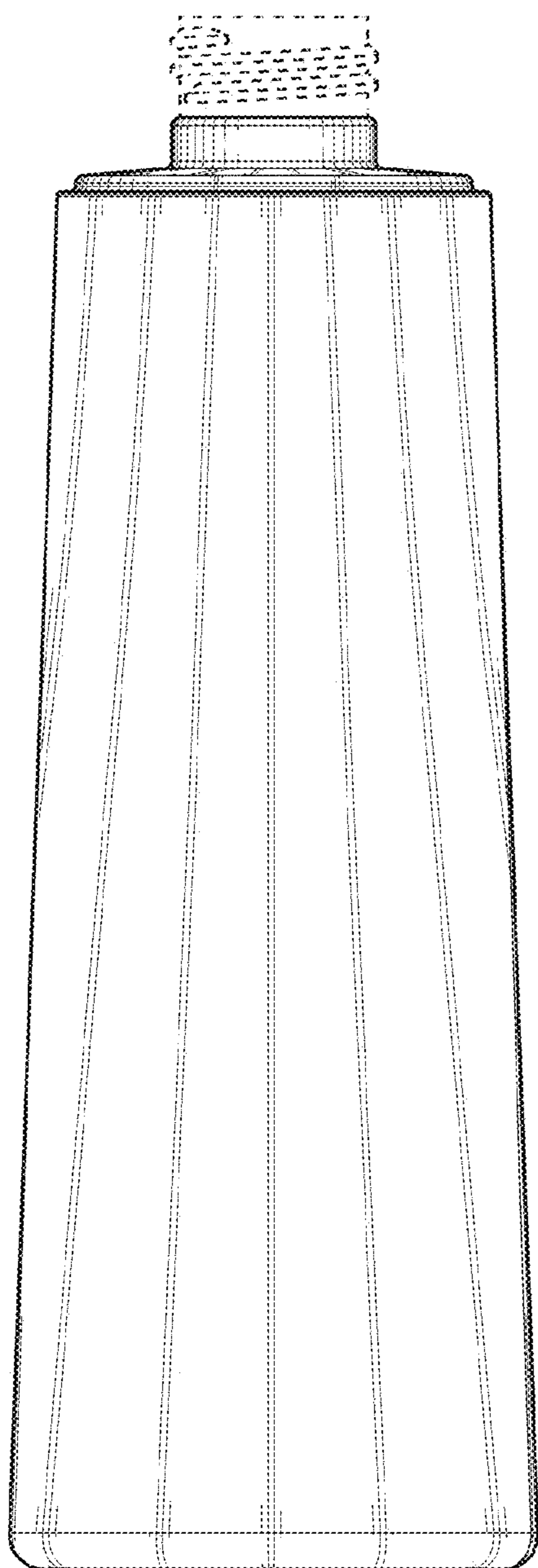


FIG. 2

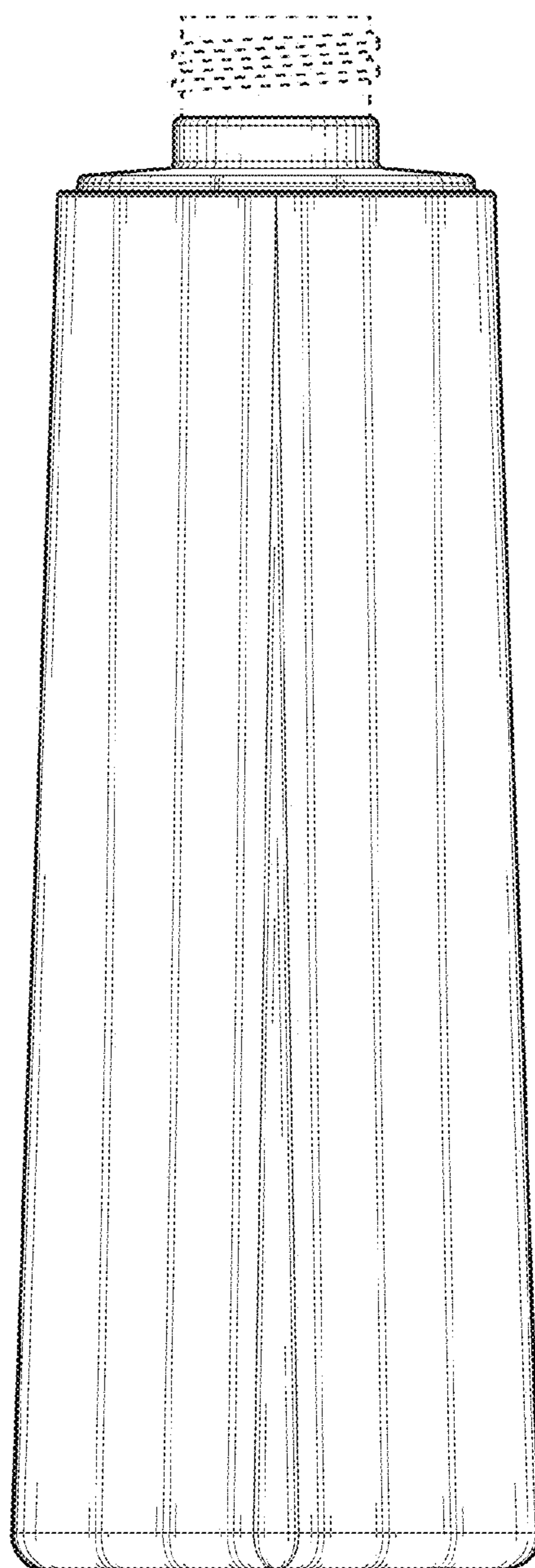


FIG. 3

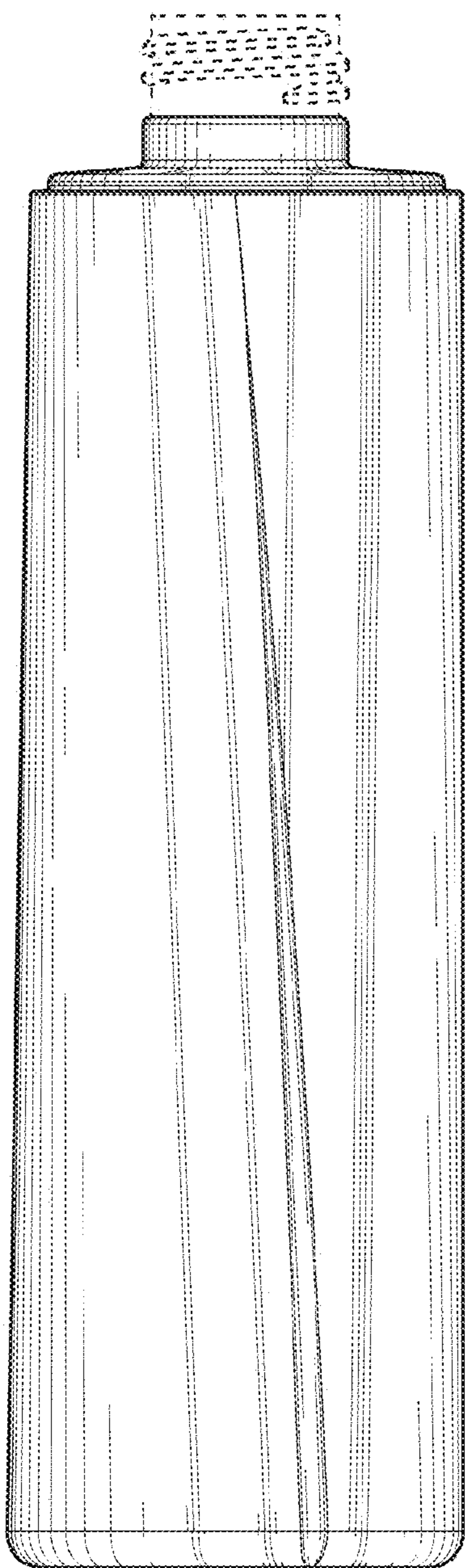


FIG. 4

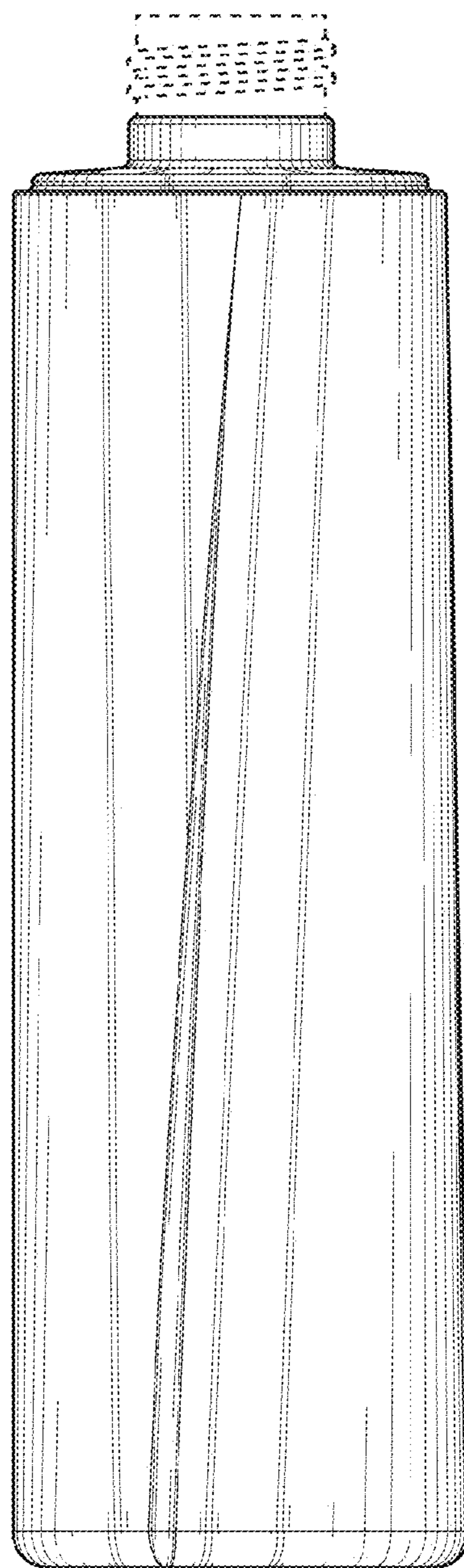


FIG. 5

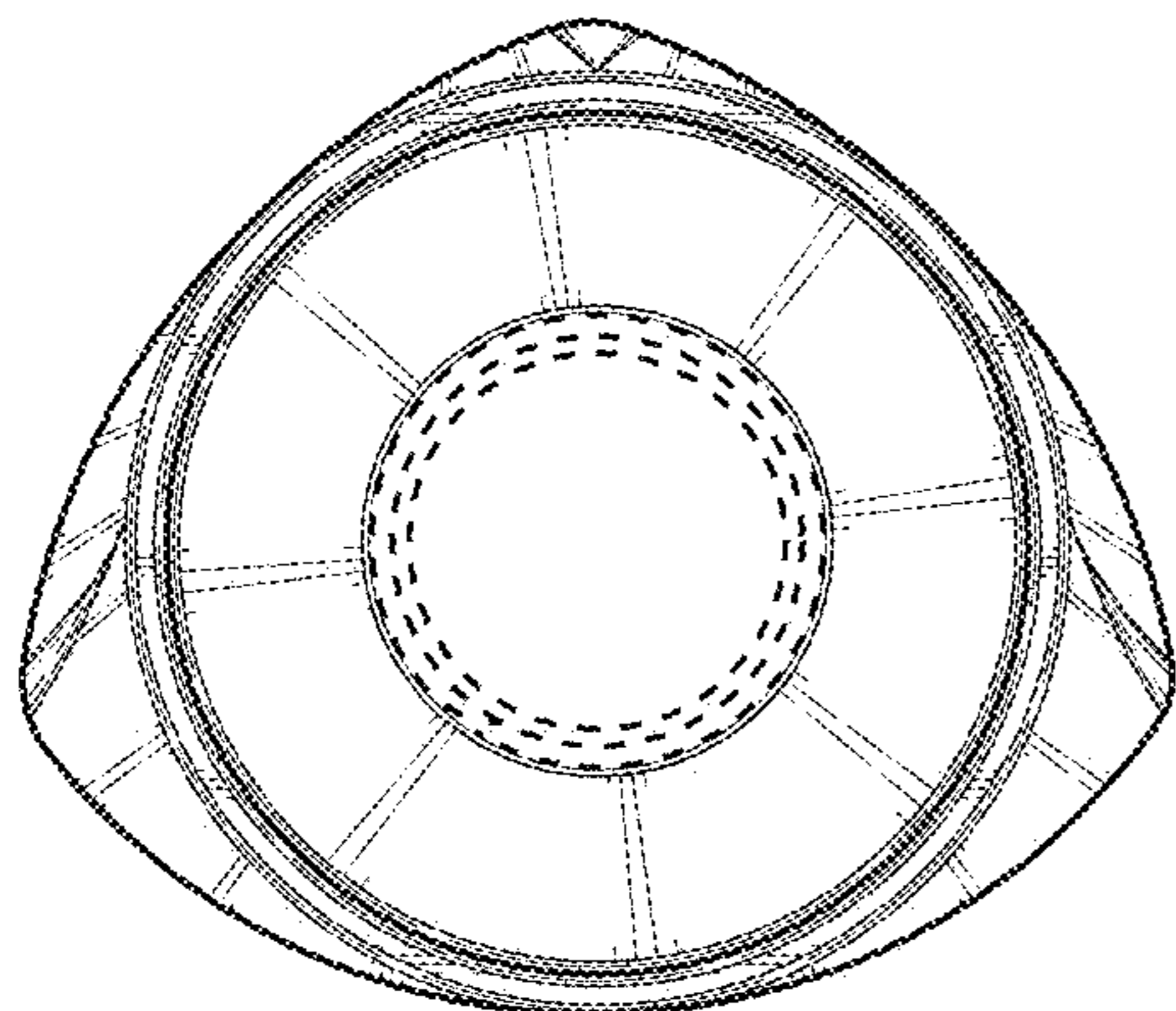


FIG. 6

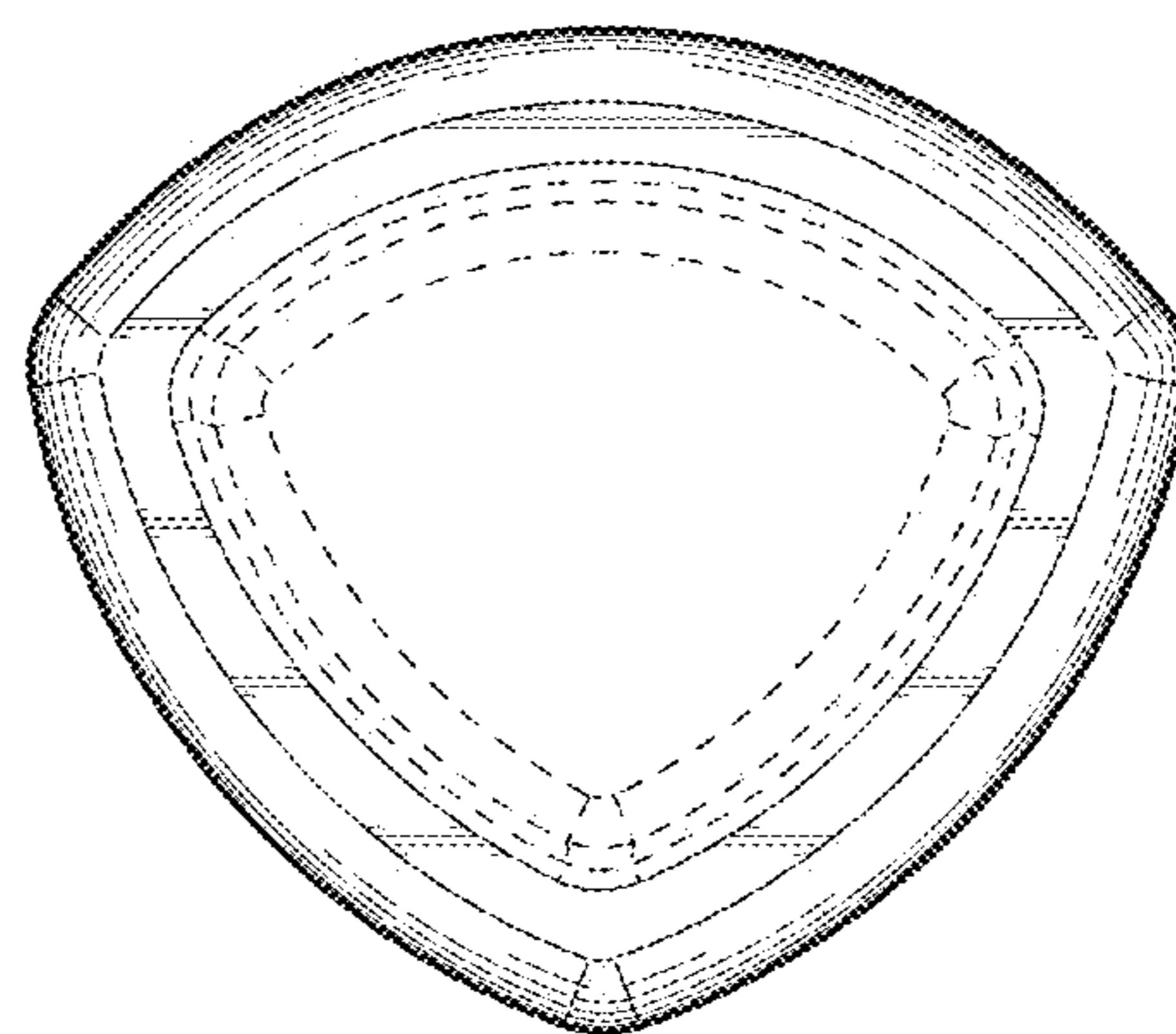


FIG. 7