



US00D741180S

(12) **United States Design Patent**
Higareda et al.

(10) **Patent No.:** **US D741,180 S**

(45) **Date of Patent:** **** *Oct. 20, 2015**

(54) **BOTTLE**

(71) Applicant: **S.C. Johnson & Son, Inc.**, Racine, WI (US)

(72) Inventors: **Jose deJesus Castillo Higareda**, Racine, WI (US); **Peter Neumann**, Racine, WI (US); **Silvio Colombo**, Buenos Aires (AR); **Franco Mercado**, Buenos Aires (AR); **Giorgio Mingarelli**, Hard (AT); **Martin Picha**, Hard (AT); **Stephanie Schütz**, Hard (AT)

(73) Assignee: **S.C. Johnson & Son, Inc.**, Racine, WI (US)

(*) Notice: This patent is subject to a terminal disclaimer.

(**) Term: **14 Years**

(21) Appl. No.: **29/451,848**

(22) Filed: **Apr. 9, 2013**

(51) **LOC (10) Cl.** **09-01**

(52) **U.S. Cl.**
USPC **D9/523; D9/551; D9/552; D9/571; D9/575**

(58) **Field of Classification Search**
USPC **D9/516, 552, 565, 575**
See application file for complete search history.

(56) **References Cited**

U.S. PATENT DOCUMENTS

D386,688 S	*	11/1997	Fenton et al.	D9/543
D411,748 S		6/1999	Klima, Jr. et al.		
D419,455 S		1/2000	Macauley et al.		
D443,828 S		6/2001	Meeker et al.		
D447,954 S		9/2001	Cummings		
D452,446 S		12/2001	Shear		

D473,795 S	*	4/2003	Calello et al.	D9/528
D473,796 S	*	4/2003	Calello et al.	D9/528
D487,401 S		3/2004	Cotton et al.		
D498,679 S		11/2004	Meeker et al.		
D504,614 S		5/2005	Schuller et al.		
D510,869 S	*	10/2005	Gross et al.	D9/523
D526,902 S		8/2006	Cummings		
D528,416 S		9/2006	Isono et al.		
D530,215 S		10/2006	Brown et al.		
D538,174 S		3/2007	Isono et al.		
D552,479 S		10/2007	Mongeon et al.		
D556,598 S	*	12/2007	Culeron et al.	D9/565
D570,702 S		6/2008	Adamson et al.		
D573,477 S		7/2008	Caldwell		
D596,947 S	*	7/2009	Mengeu et al.	D9/543

(Continued)

FOREIGN PATENT DOCUMENTS

EM	000051859-0001	10/2003
EM	000204193-0001	9/2004

(Continued)

Primary Examiner — Carol P Rademaker

(57) **CLAIM**


The ornamental design for a bottle, as shown and described.

DESCRIPTION

FIG. 1 is a top, left, front perspective view of a bottle embodying our new design;
FIG. 2 is a front elevational view thereof;
FIG. 3 is a rear elevational view thereof;
FIG. 4 is a left side elevational view thereof;
FIG. 5 is a right side elevational view thereof;
FIG. 6 is a top plan view thereof; and,
FIG. 7 is a bottom plan view thereof.

The broken lines in the drawings illustrate portions of the bottle which form no part of the claimed design.
The nature of this product is a bottle suitable for holding and dispensing a cleaning solution.

1 Claim, 6 Drawing Sheets



(56)

References Cited

FOREIGN PATENT DOCUMENTS

U.S. PATENT DOCUMENTS

D610,461 S	2/2010	Billig et al.	
D626,004 S	10/2010	McCay et al.	
D627,229 S	11/2010	Shi	
D632,586 S	2/2011	Bowers et al.	
D639,666 S	6/2011	Hawry et al.	
D660,714 S *	5/2012	Castillo Higareda et al.	D9/543
D663,627 S *	7/2012	Castillo Higareda et al.	D9/543
D674,285 S *	1/2013	Thijssen	D9/543
D674,286 S *	1/2013	Thijssen	D9/543
D679,189 S *	4/2013	Miiller et al.	D9/523
D679,190 S *	4/2013	Jacokes et al.	D9/523
D722,879 S *	2/2015	Castillo Higareda et al.	D9/528
D722,882 S *	2/2015	Castillo Higareda et al.	D9/543

EM	000385497-0001	10/2005
EM	000497342-0002	5/2006
EM	000533633-0017	8/2006
EM	000647391-0001	4/2007
EM	000780416-0009	9/2007
EM	000780416-0019	9/2007
EM	000808357-0003	11/2007
EM	000967815-0018	7/2008
WO	DM/054736	3/2001
WO	DM/070816	4/2009
WO	DM/071179	7/2009
WO	DM/075792	5/2011
WO	DM079460	11/2012

* cited by examiner

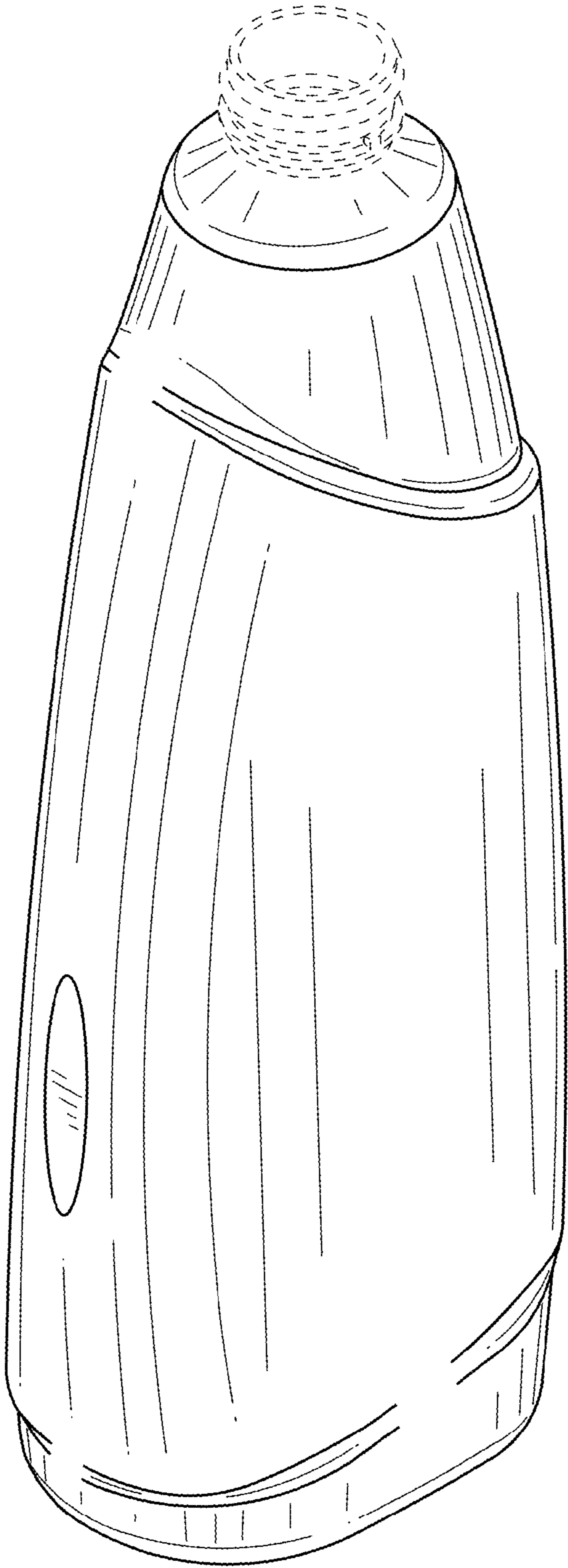


FIG. 1

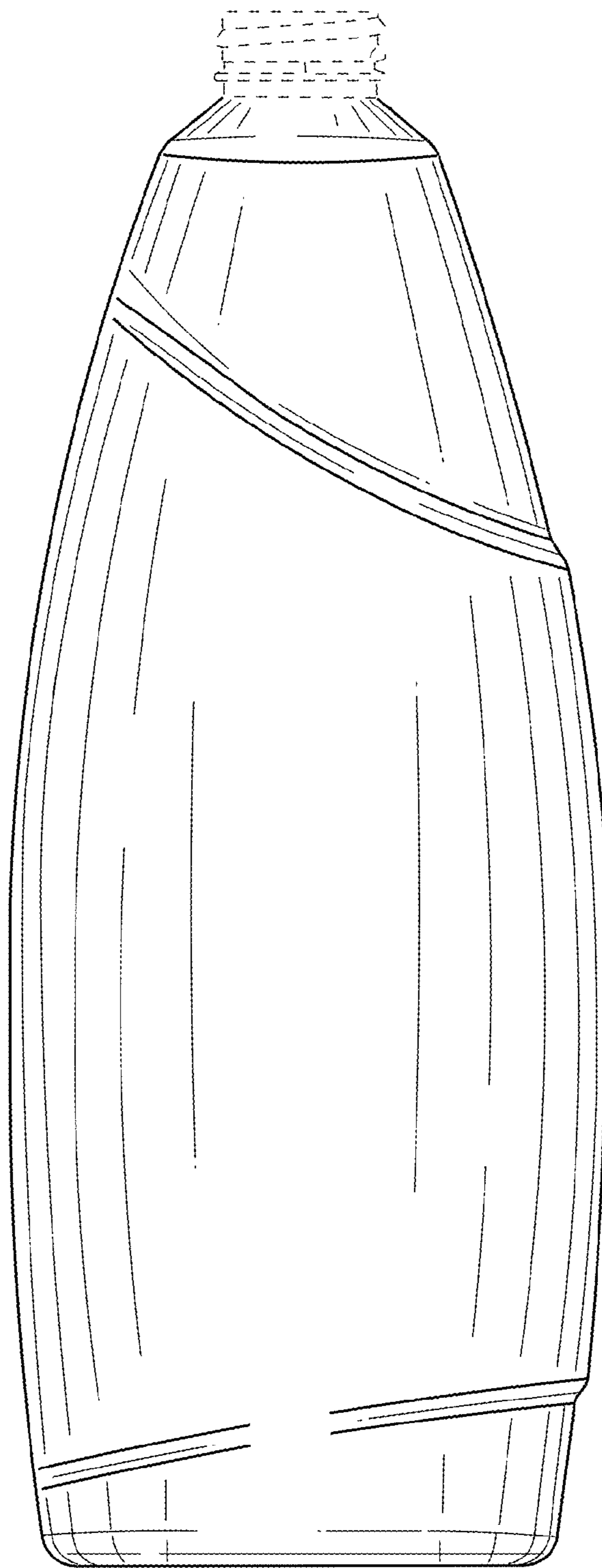


FIG. 2

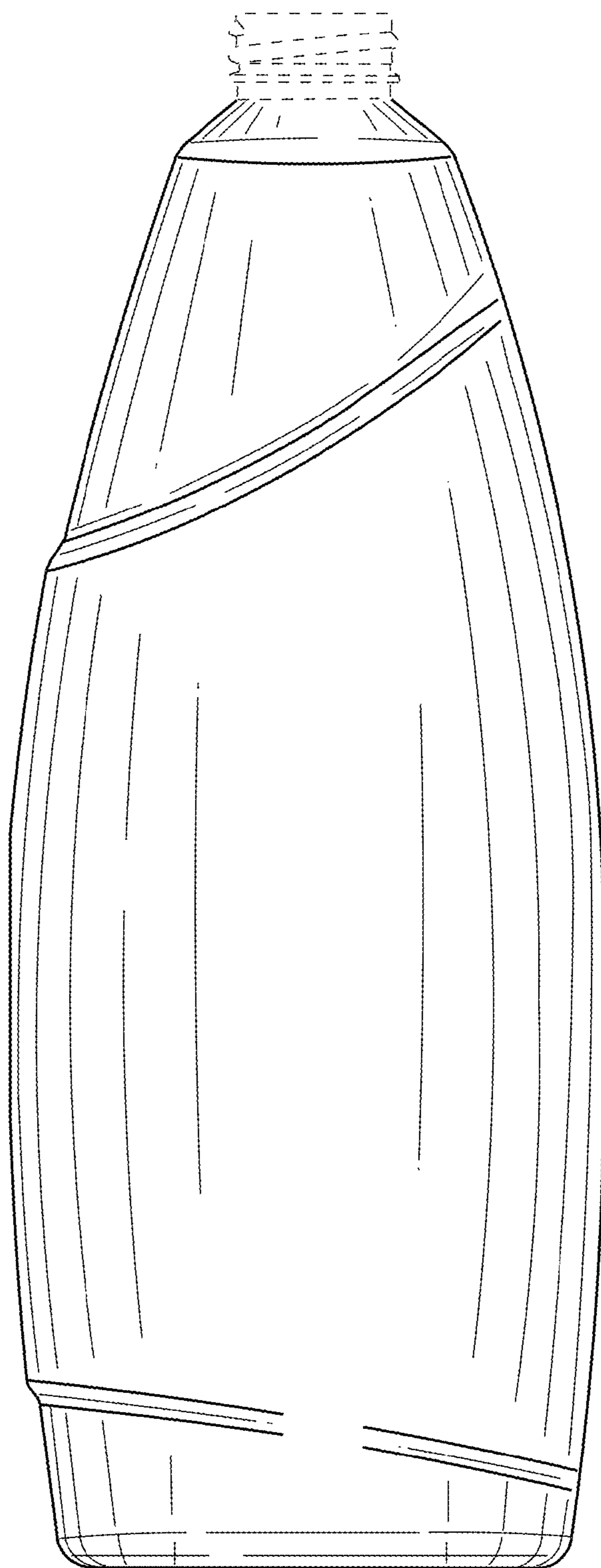


FIG. 3

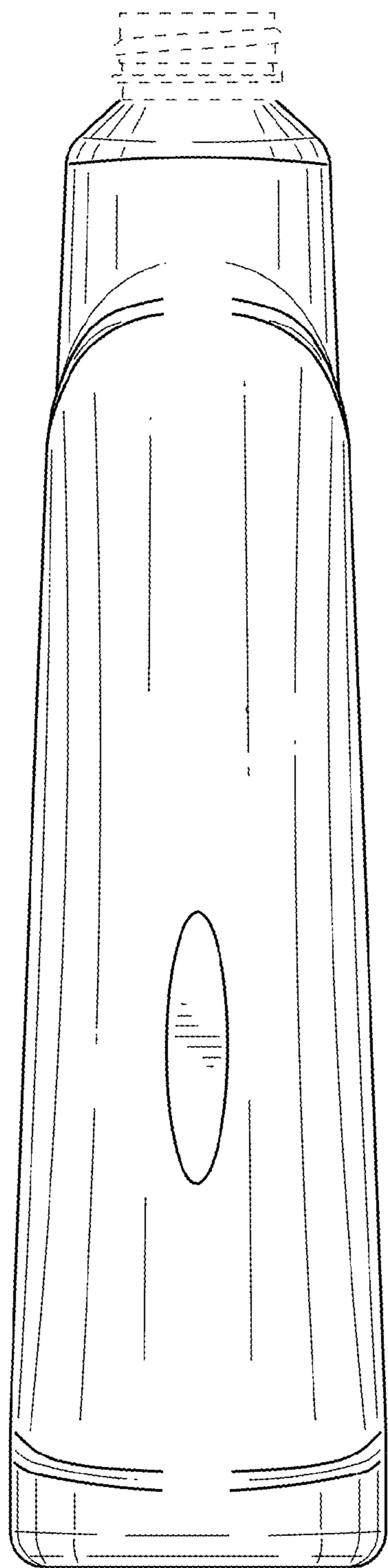


FIG. 4

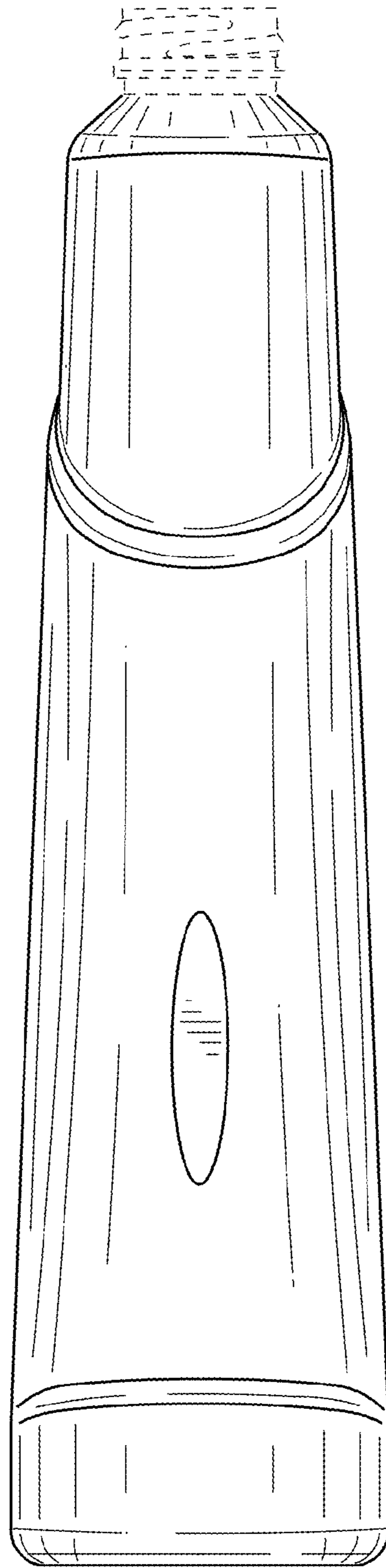


FIG. 5

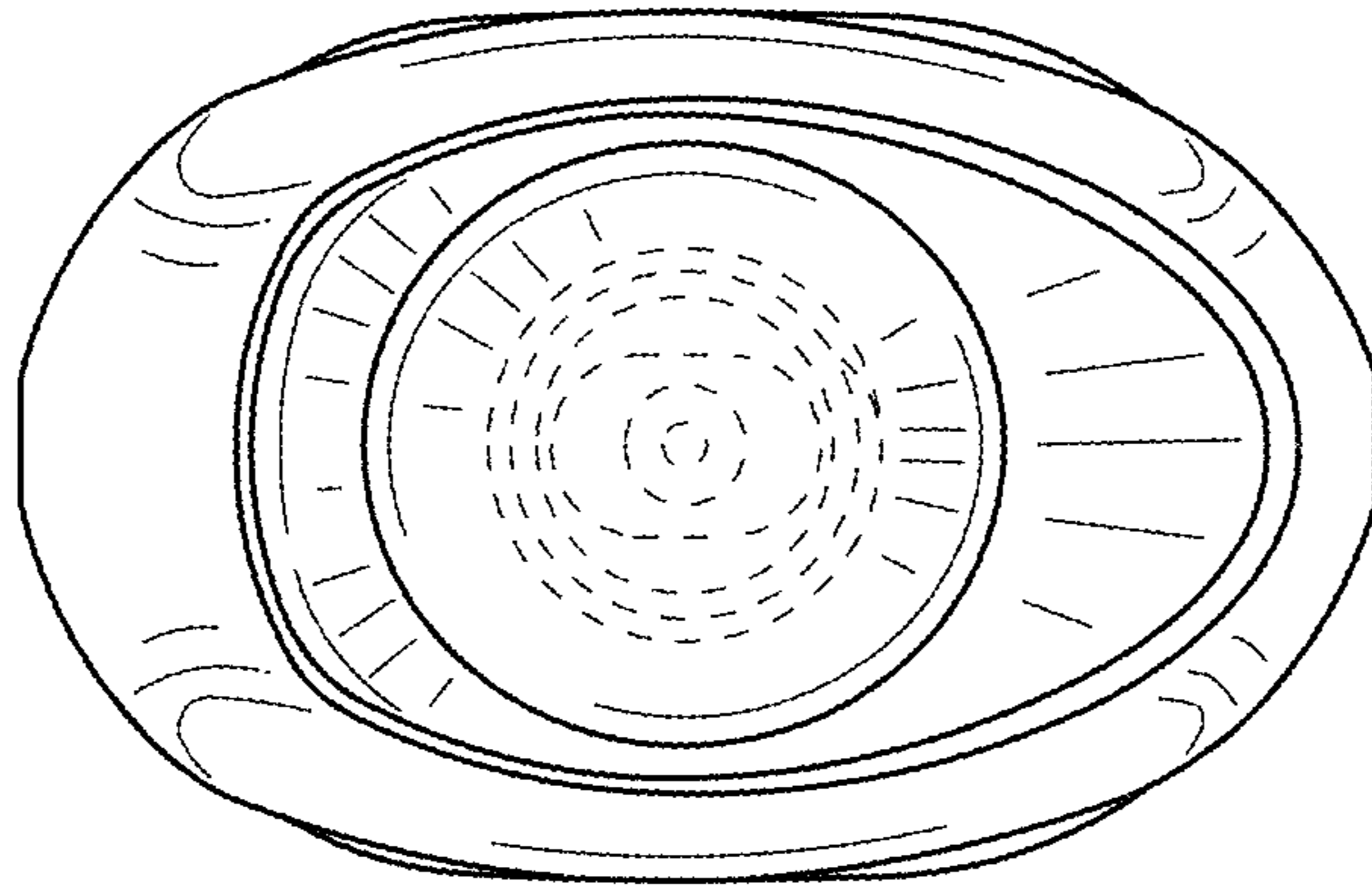


FIG. 6

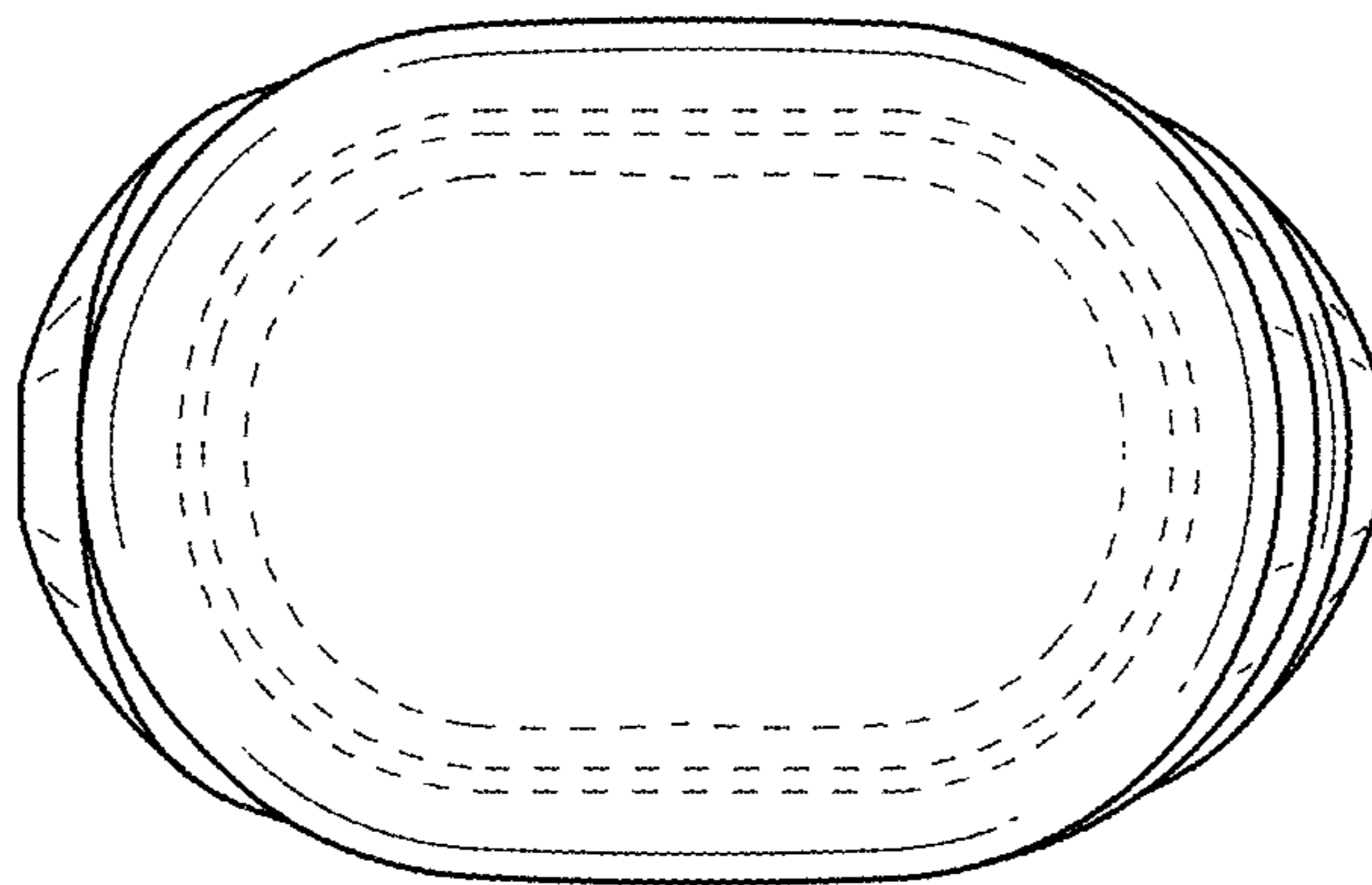


FIG. 7