



US00D741159S

(12) **United States Design Patent**  
**Campbell**

(10) **Patent No.:** **US D741,159 S**

(45) **Date of Patent:** **\*\* Oct. 20, 2015**

(54) **SCREW**

(71) Applicant: **KAMAX Holding GmbH & Co. KG**,  
Homberg (Ohm) (DE)

(72) Inventor: **Paul Campbell**, Rochester Hills, MI  
(US)

(73) Assignee: **KARMAX HOLDING GMBH & CO.**  
**KG**, Homberg (Ohm) (DE)

(\*\*) Term: **14 Years**

(21) Appl. No.: **29/491,556**

(22) Filed: **May 22, 2014**

(51) **LOC (10) Cl.** ..... **08-08**

(52) **U.S. Cl.**  
USPC ..... **D8/387**

(58) **Field of Classification Search**  
USPC ..... D8/349, 382, 387, 391, 392, 393, 499  
CPC ..... F16B 35/00; F16B 35/06; F16B 23/0069;  
F16B 39/02; F16B 23/0046; F16B 23/0053;  
F16B 23/00; F16B 23/0007; F16B 33/00;  
F16B 33/002; F16B 33/02; F16B 23/003;  
F16B 23/0023; F16B 23/0015; F16B 25/00;  
F16B 37/122; F16B 25/0068; Y10S 411/919;  
Y10S 411/91

See application file for complete search history.

(56) **References Cited**

**U.S. PATENT DOCUMENTS**

375,206	A *	12/1887	Shelton	.....	411/403
D218,017	S *	7/1970	Brown	.....	D8/387
3,584,667	A *	6/1971	Reiland	.....	81/460
4,073,160	A *	2/1978	Perret	.....	464/158
5,295,774	A *	3/1994	Roberts	.....	411/387.2
D347,381	S *	5/1994	Carruthers	.....	D8/382
5,421,684	A	6/1995	Kluemper		

5,800,109	A *	9/1998	Carruthers	.....	411/510
6,264,414	B1	7/2001	Hartmann et al.		
6,371,709	B1 *	4/2002	Papafotiou et al.	.....	411/412
6,503,038	B2	1/2003	McGough		
7,878,748	B2	2/2011	Townsend		
8,429,875	B2 *	4/2013	Bartlett	.....	52/741.1
D688,937	S *	9/2013	Brewer	.....	D8/382
2004/0170488	A1 *	9/2004	Loi et al.	.....	411/387.2
2012/0079918	A1	4/2012	Gensert		
2012/0155986	A1 *	6/2012	Schaser et al.	.....	411/337
2013/0183119	A1 *	7/2013	Grobecker et al.	.....	411/337
2015/0003934	A1 *	1/2015	Pomerantz et al.	.....	411/413

**FOREIGN PATENT DOCUMENTS**

DE	10 2004 004 233	A1	8/2005		
DE	202012012643	U1 *	9/2013	.....	F16B 23/003
GB	2351541	A *	1/2001	.....	F16B 31/02
GB	2358217	A *	7/2001	.....	F16B 13/14
WO	2010/142458	A2	12/2010		
WO	WO 2014166870	A1 *	10/2014	.....	F16B 23/003

\* cited by examiner

*Primary Examiner* — Sheryl Lane

*Assistant Examiner* — Ieisha Price

(74) *Attorney, Agent, or Firm* — Thomas | Horstemeyer,  
LLP

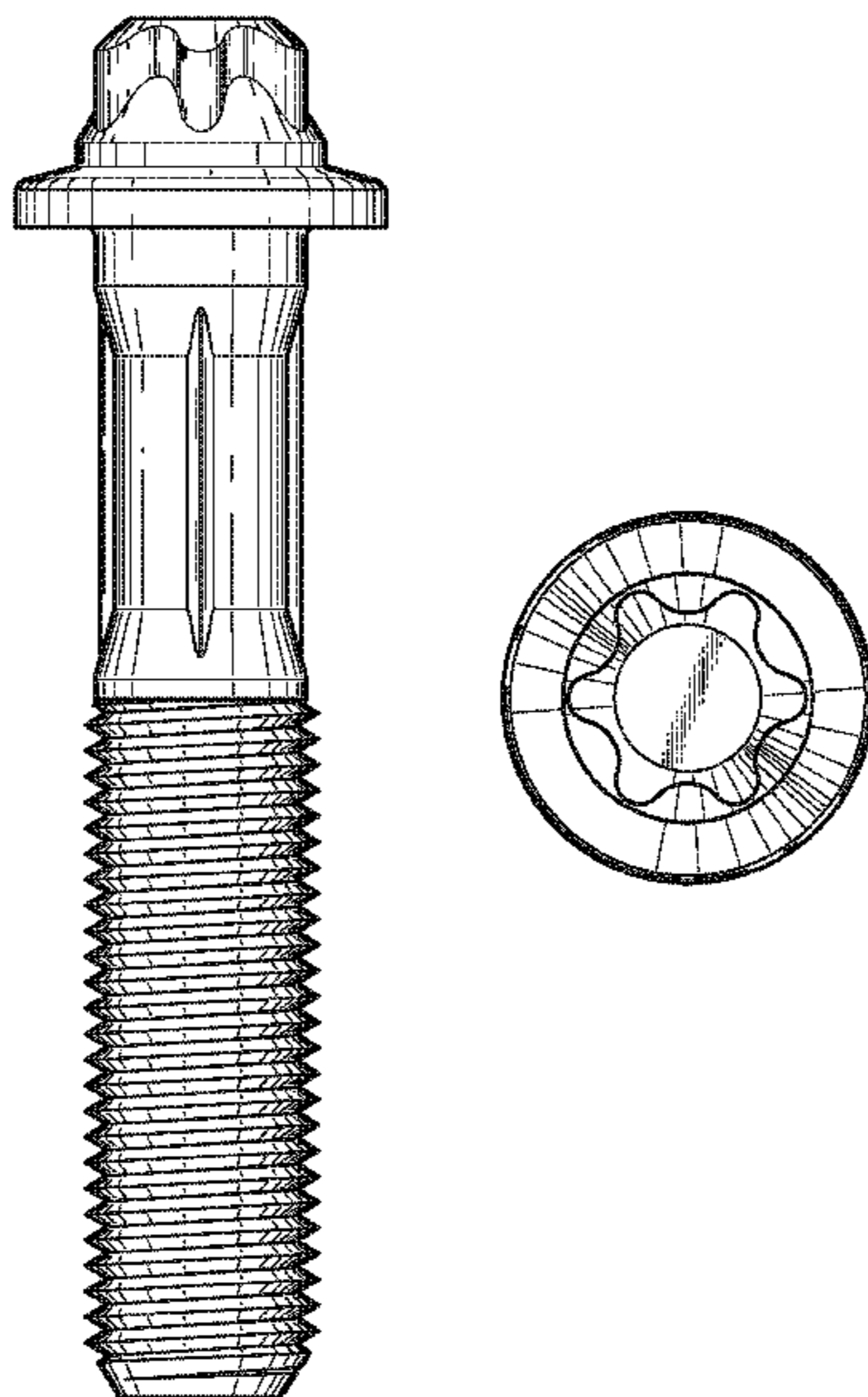
(57) **CLAIM**

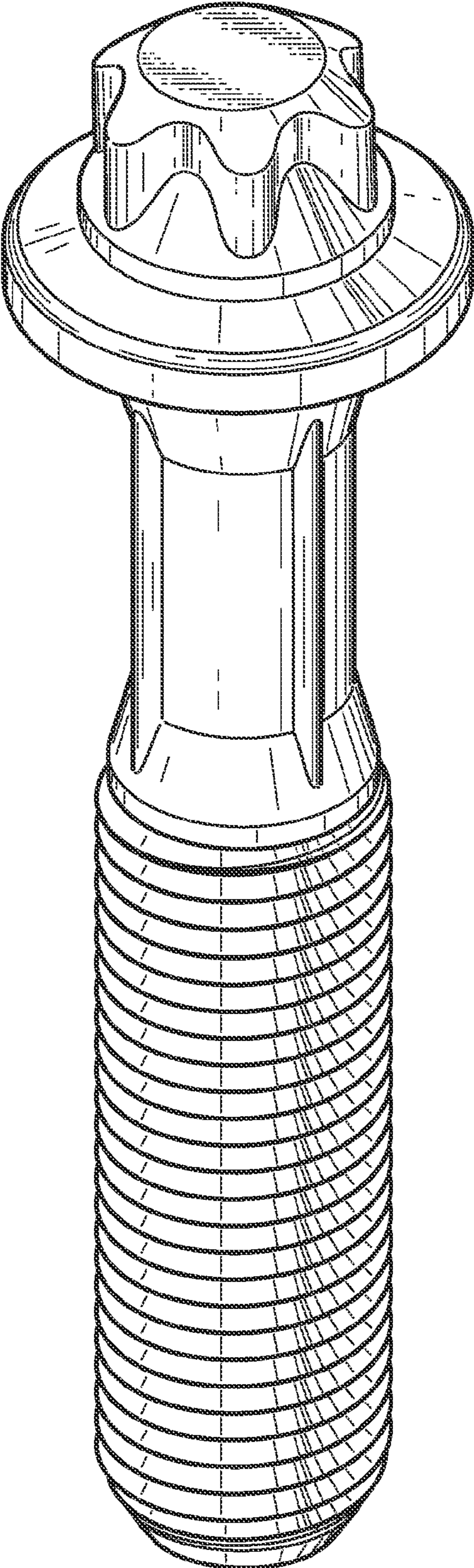
The ornamental design of a screw, as shown and described.

**DESCRIPTION**

FIG. 1 is a perspective view showing my new screw;  
FIG. 2 is a front view thereof;  
FIG. 3 is a back view thereof;  
FIG. 4 is a right side view thereof;  
FIG. 5 is a left side view thereof;  
FIG. 6 is a top view thereof; and,  
FIG. 7 is a bottom view thereof.

**1 Claim, 4 Drawing Sheets**





**FIG. 1**

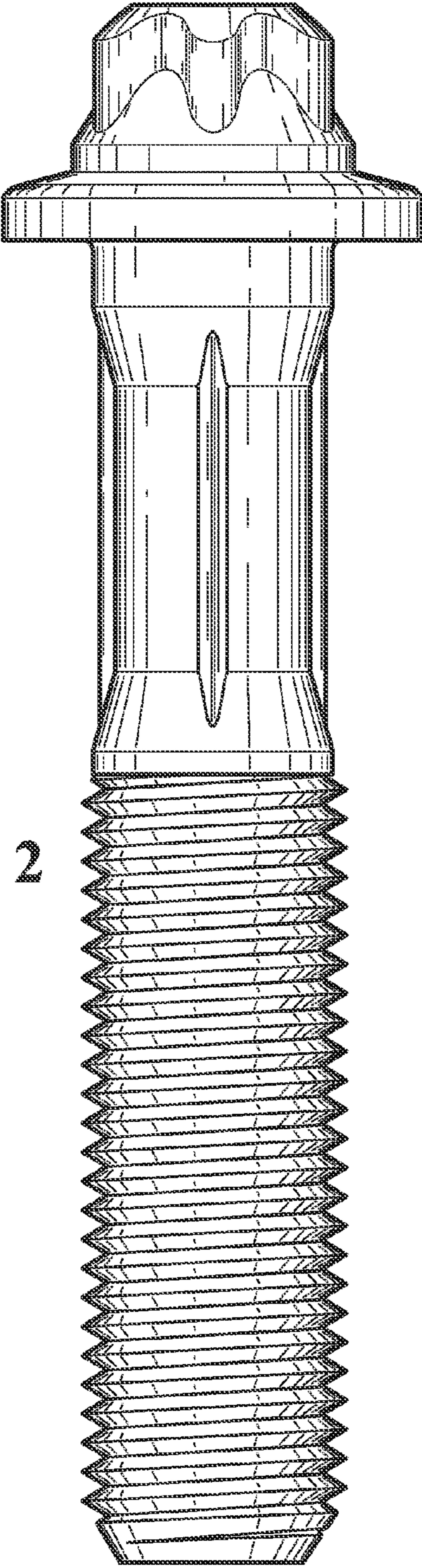


FIG. 2

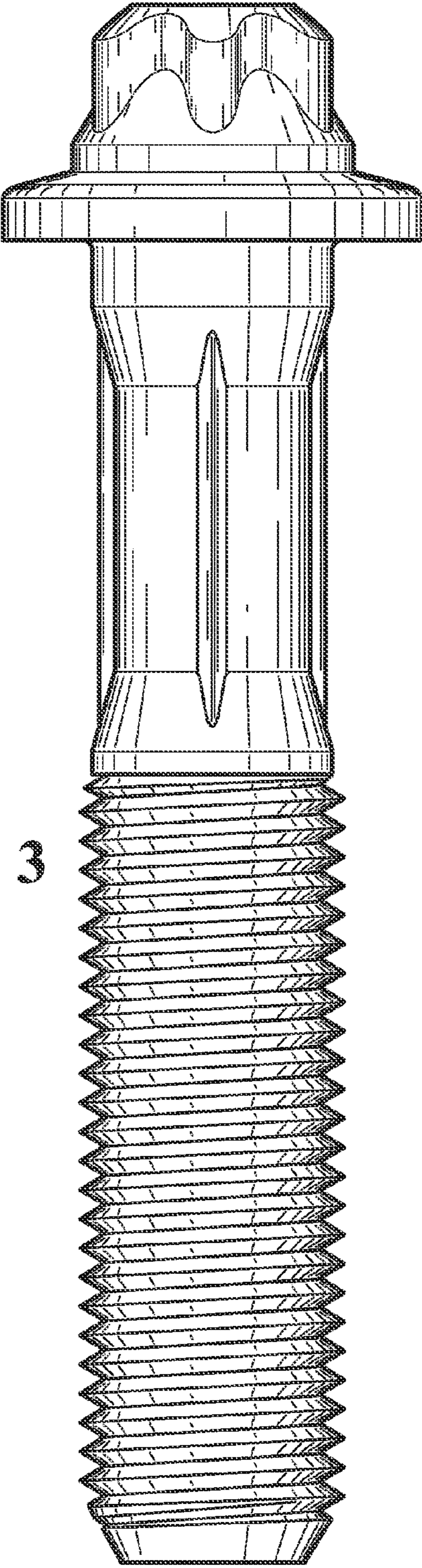
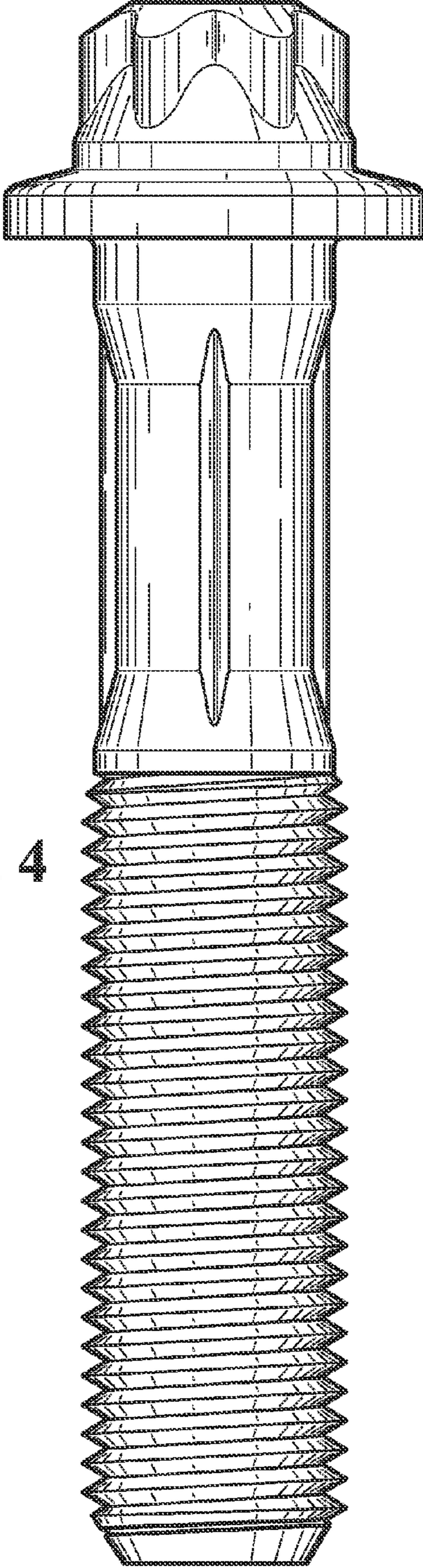
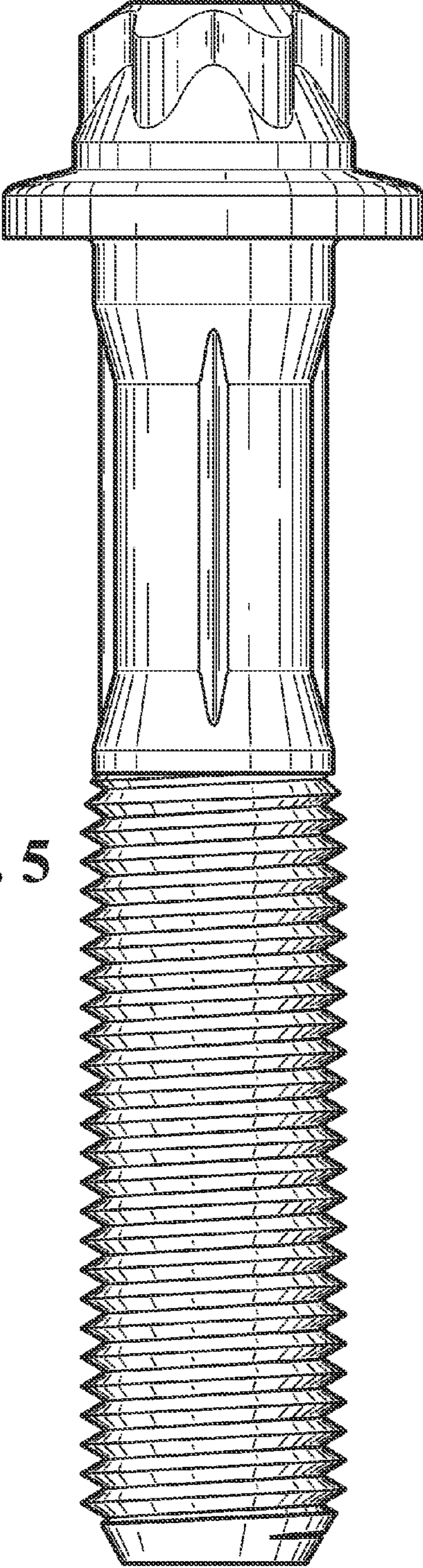


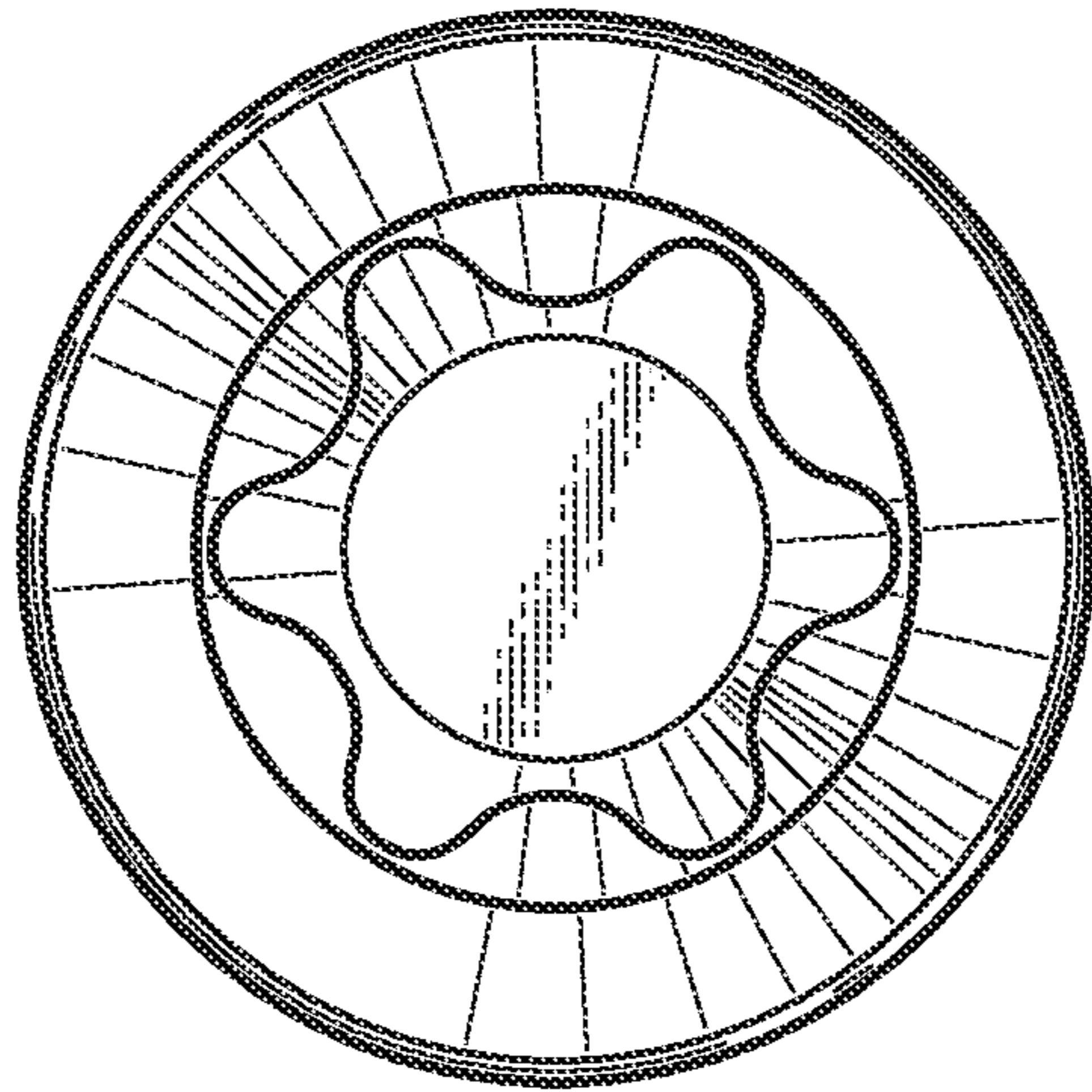
FIG. 3



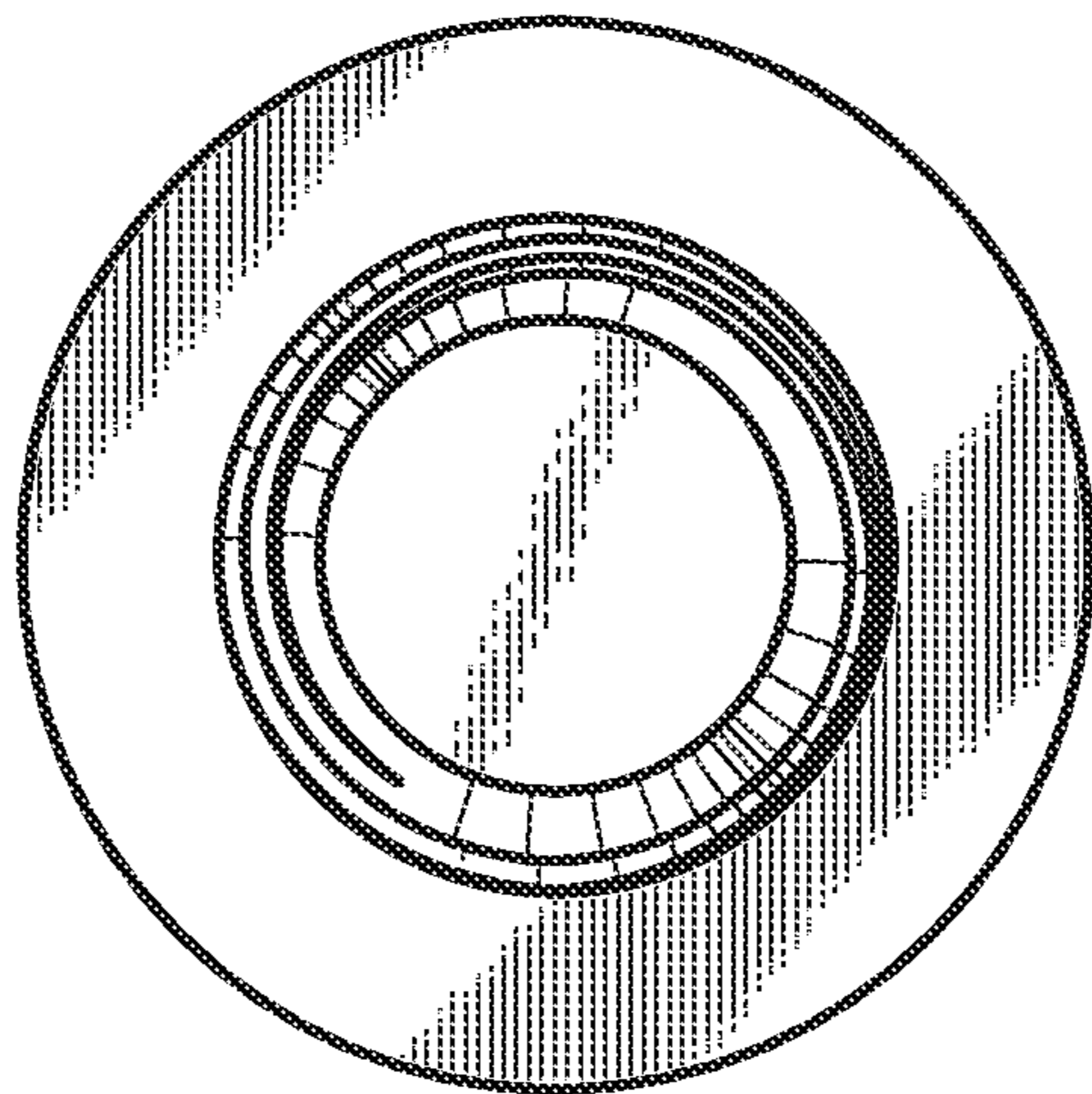
**FIG. 4**



**FIG. 5**



**FIG. 6**



**FIG. 7**