



US00D741140S

(12) **United States Design Patent**
Jeon et al.

(10) **Patent No.:** **US D741,140 S**
(45) **Date of Patent:** **** Oct. 20, 2015**

(54) **HANDLE FOR HOME APPLIANCE**

16/4567; Y10T 16/4576; Y10T 16/501;
Y10T 16/86

(71) Applicant: **Samsung Electronics Co., Ltd.**,
Suwon-si (KR)

See application file for complete search history.

(72) Inventors: **Sang-Woon Jeon**, Namyangju-si (KR);
Se-Lim Yoon, Goyang-si (KR); **Jun-Kyo**
Lee, Daegu (KR); **Hyun-il Lee**, Seoul
(KR)

(56) **References Cited**

U.S. PATENT DOCUMENTS

(73) Assignee: **SAMSUNG ELECTRONICS CO.,**
LTD. (KR)

D102,333	S	*	12/1936	Nyquist	D8/317
D103,024	S	*	2/1937	Loewy	D8/316
D103,043	S	*	2/1937	Carlson	D8/301
D193,179	S	*	7/1962	Rutman et al.	D8/319
D218,620	S	*	9/1970	Young	D8/316
D411,729	S	*	6/1999	Langmuir et al.	D8/320
D484,226	S	*	12/2003	Cropelli	D23/304
D497,663	S	*	10/2004	Zieger et al.	D23/304
D562,950	S	*	2/2008	Nikles et al.	D23/304

(**) Term: **14 Years**

* cited by examiner

(21) Appl. No.: **29/502,962**

Primary Examiner — Derrick Holland

(22) Filed: **Sep. 22, 2014**

Assistant Examiner — Lauren Calve

(30) **Foreign Application Priority Data**

(74) *Attorney, Agent, or Firm* — Cantor Colburn LLP

Mar. 24, 2014 (KR) 30-2014-0014512

(51) **LOC (10) Cl.** **08-06**

(57) **CLAIM**

(52) **U.S. Cl.**

The ornamental design for a handle for home appliance, as shown and described.

USPC **D8/320**

DESCRIPTION

(58) **Field of Classification Search**

USPC D8/300, 315–320, DIG. 1; D23/250,
D23/254, 303–305; D99/11; D6/546, 549;
D7/393, 394, 402; 211/16; 16/110.1,
16/412, 413, 415, 419, 422, 424, 425,
16/DIG. 19; D15/89; D3/318, 328

FIG. 1 is a perspective view of a handle for home appliance, showing our new design;

CPC Y10T 16/469; Y10T 16/44; Y10T 16/458;
Y10T 16/498; Y10T 16/476; Y10T 16/459;
Y10T 16/466; Y10T 16/4713; Y10T 16/4644;
Y10T 16/513; Y10T 16/509; Y10T 16/473;
Y10T 16/462; Y10T 16/4701; Y10T
74/20732; Y10T 29/49826; Y10T 16/4719;
Y10T 16/455; Y10T 16/4559; Y10T
74/20828; Y10T 74/20738; Y10T 74/20762;
Y10T 16/4628; Y10T 74/20864; Y10T

FIG. 2 is a front view thereof;

FIG. 3 is a rear view thereof;

FIG. 4 is a side view thereof;

FIG. 5 is a second side elevation view thereof;

FIG. 6 is a top view thereof;

FIG. 7 is a bottom view thereof; and,

FIG. 8 is a second perspective view thereof shown in environmental use.

The broken lines shown represent unclaimed subject matter and form no part of the claimed design.

1 Claim, 5 Drawing Sheets

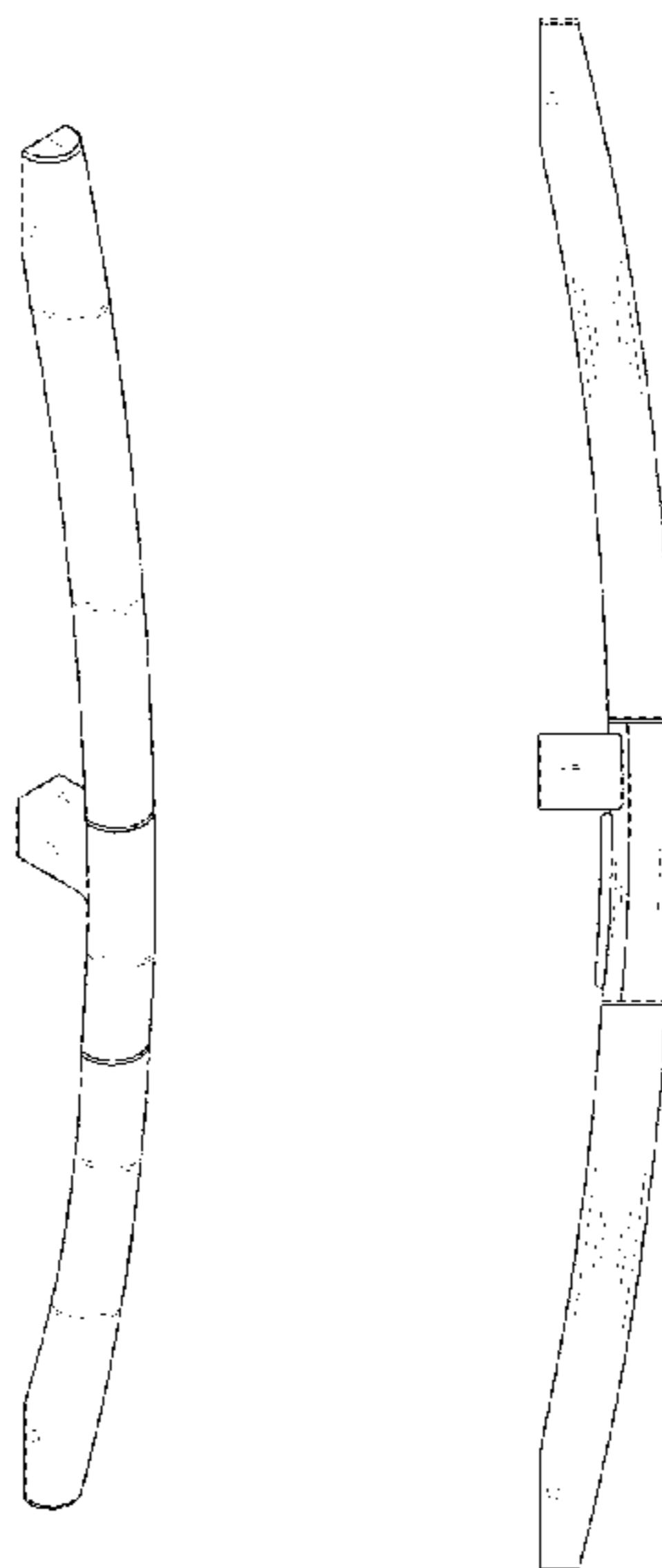


FIG. 1

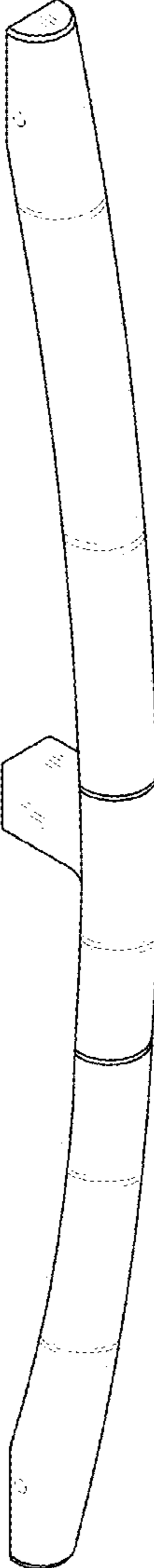


FIG. 2




FIG. 3



FIG. 4

FIG. 5

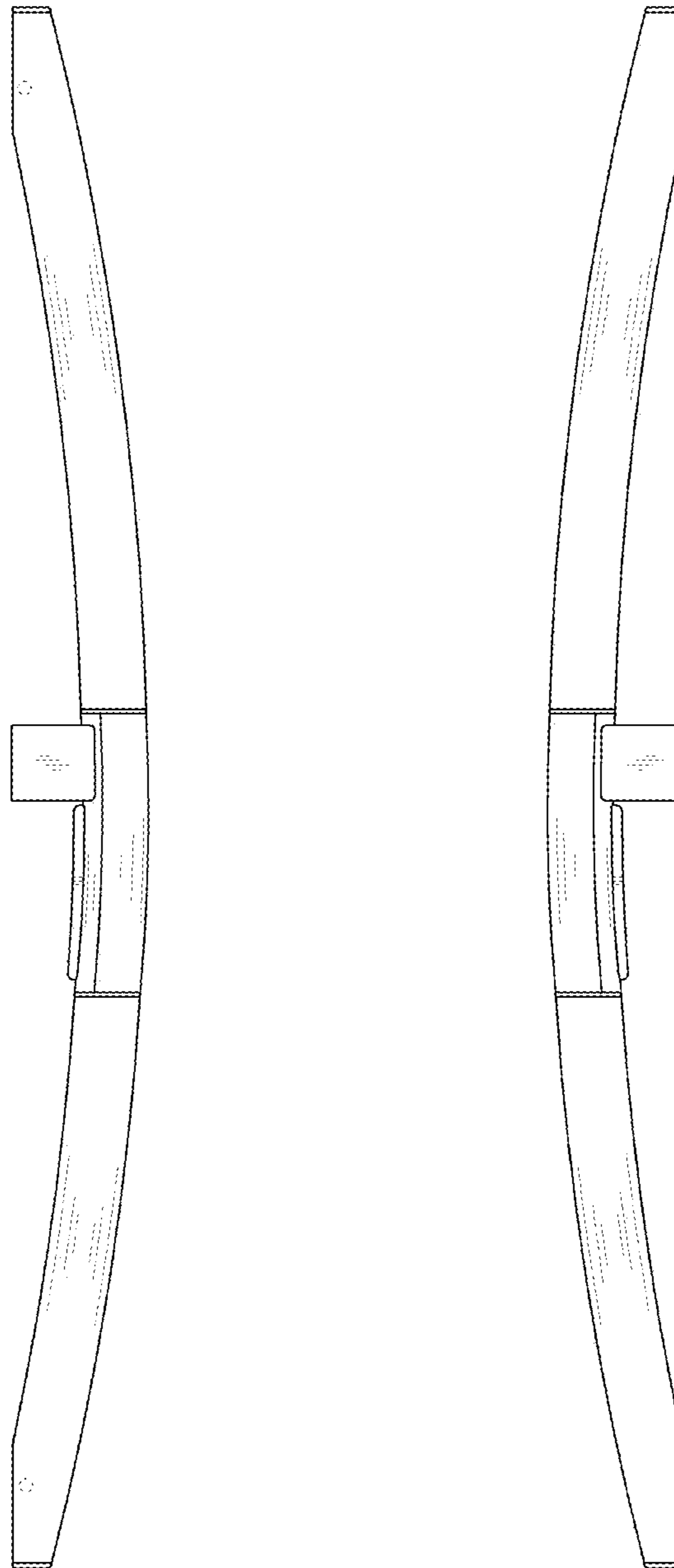


FIG. 6

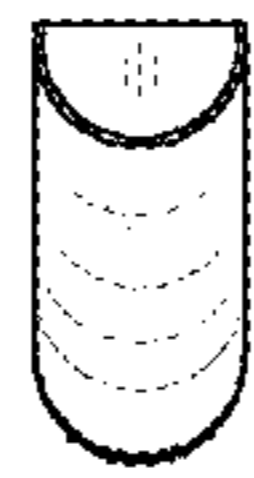


FIG. 7

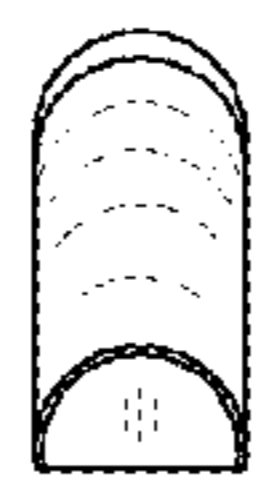


FIG. 8

