



US00D741125S

(12) **United States Design Patent**  
**Peskorse et al.**

(10) **Patent No.:** **US D741,125 S**  
(45) **Date of Patent:** **\*\* Oct. 20, 2015**

- (54) **OPENER**
- (71) Applicant: **Super Official LLC**, St. Louis, MO  
(US)
- (72) Inventors: **Daniel Peskorse**, Richmond Heights,  
MO (US); **Kevin Kelly**, St. Louis, MO  
(US)
- (73) Assignee: **Super Official, LLC**, St. Louis, MO  
(US)
- (\*\*) Term: **14 Years**
- (21) Appl. No.: **29/502,309**
- (22) Filed: **Sep. 15, 2014**
- (51) **LOC (10) Cl.** ..... **07-99**
- (52) **U.S. Cl.**  
USPC ..... **D8/18**
- (58) **Field of Classification Search**  
USPC ..... D8/16, 18, 19, 33-43, 89, 98-104, 396,  
D8/105; D7/395; 30/294  
CPC ..... B67B 7/00; B67B 7/14; B67B 7/16;  
B67B 7/24; B67B 7/30; B67B 7/32; B67B  
7/34; B67B 7/36; B67B 7/38; B67B 7/44  
See application file for complete search history.

2,675,612	A *	4/1954	Waterhouse	.....	30/1
2,693,639	A *	11/1954	Seabury, II	.....	30/450
2,726,439	A *	12/1955	Koch	.....	30/446
2,741,835	A *	4/1956	Nagy et al.	.....	30/446
2,804,683	A *	9/1957	Hammond	.....	30/429
2,867,900	A *	1/1959	Hanington	.....	30/1
3,019,524	A *	2/1962	Taves	.....	30/446
3,177,580	A *	4/1965	Davidson	.....	30/1
3,224,018	A *	12/1965	Chadwick	.....	7/153
3,305,924	A *	2/1967	Caravella	.....	30/450
4,213,215	A *	7/1980	Hall	.....	7/152
D292,479	S *	10/1987	Beauchan	.....	D8/40
D691,695	S *	10/2013	Egley	.....	D22/129

\* cited by examiner

*Primary Examiner* — Elizabeth Albert  
(74) *Attorney, Agent, or Firm* — Thompson Coburn LLP

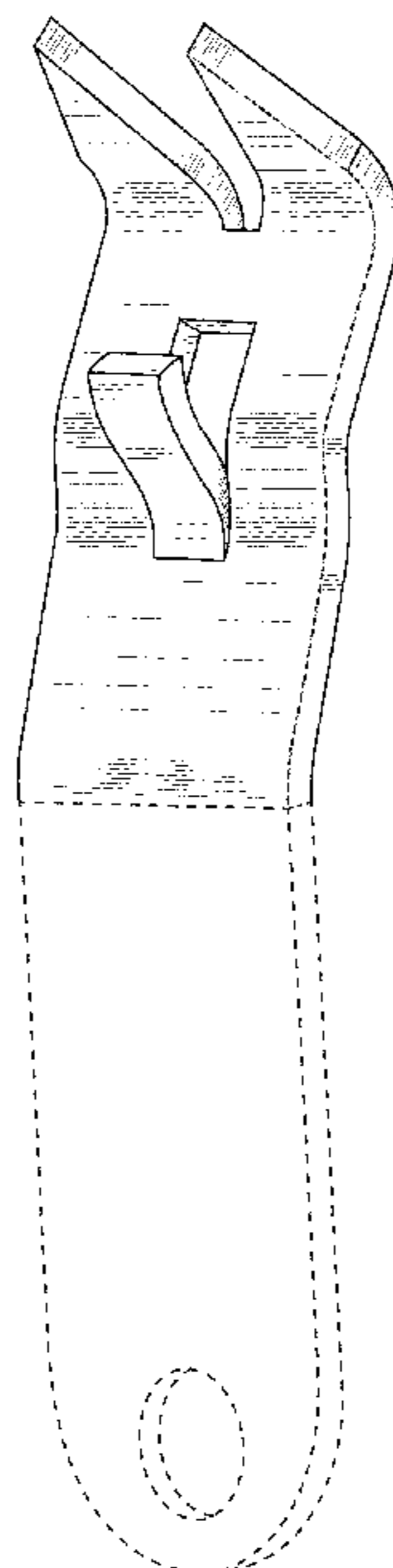
(57) **CLAIM**  
The ornamental design for an opener, as shown and described.

**DESCRIPTION**

FIG. 1 is a top perspective view of an opener showing our new design;  
 FIG. 2 is a bottom perspective view of the opposite side of FIG. 1;  
 FIG. 3 is a bottom plan view thereof;  
 FIG. 4 is a right side elevational view thereof;  
 FIG. 5 is a rear perspective view thereof;  
 FIG. 6 is a front perspective view taken from the opposite end of FIG. 5;  
 FIG. 7 is a left side elevational view thereof;  
 FIG. 8 is a top plan view thereof;  
 FIG. 9 is an inverted view of FIG. 2; and,  
 FIG. 10 is an inverted view of FIG. 1.  
 The parts of the opener in broken lines are included to show portions that form no part of the claimed design.

**1 Claim, 5 Drawing Sheets**

- (56) **References Cited**  
U.S. PATENT DOCUMENTS
- |           |     |         |                   |       |         |
|-----------|-----|---------|-------------------|-------|---------|
| 952,170   | A * | 3/1910  | Zeese             | ..... | 30/411  |
| 1,260,642 | A * | 3/1918  | Chia              | ..... | 30/90.1 |
| 1,996,550 | A * | 4/1935  | Hothersall et al. | ..... | 30/450  |
| 2,188,352 | A * | 1/1940  | Hothersall        | ..... | 30/450  |
| 2,455,496 | A * | 12/1948 | Kaskouras         | ..... | 30/413  |
| D153,722  | S * | 5/1949  | Odenchrants       | ..... | D8/41   |
| 2,546,257 | A * | 3/1951  | Eckman            | ..... | 30/450  |
| 2,663,076 | A * | 12/1953 | Robinson          | ..... | 30/446  |



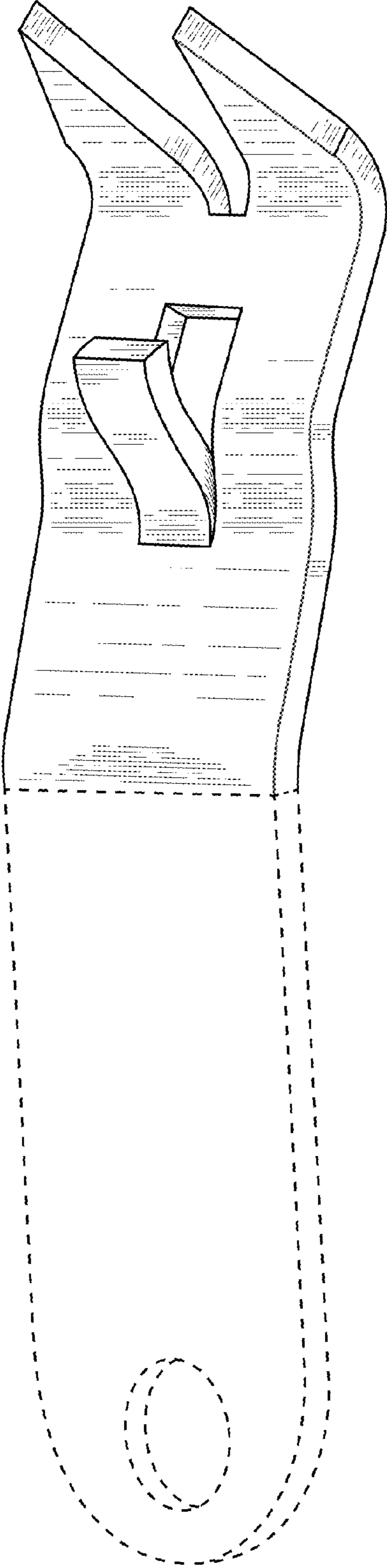


FIG. 1

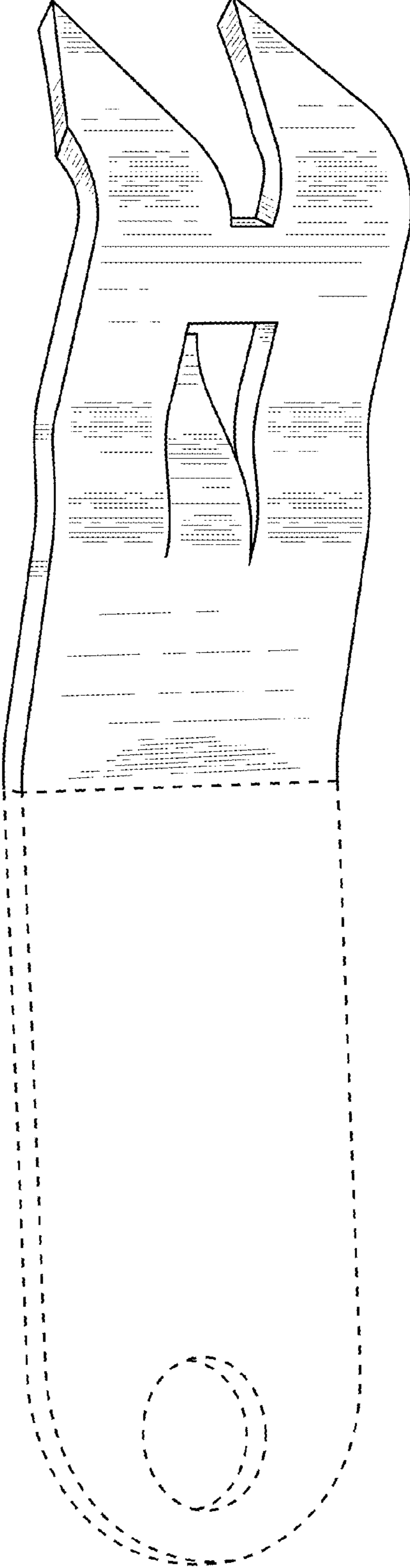


FIG. 2

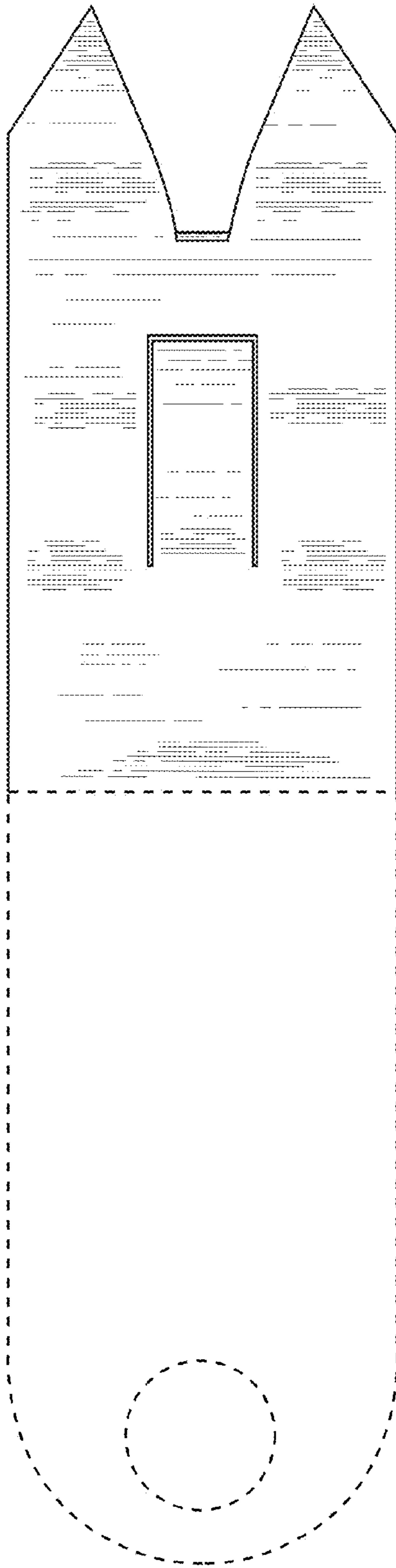


FIG. 3

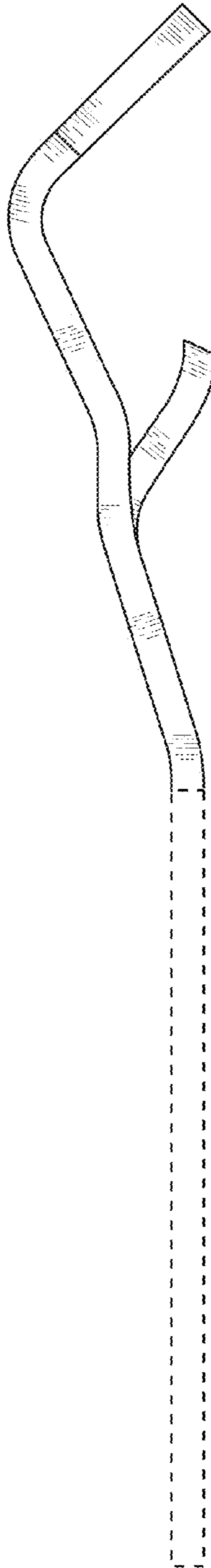


FIG. 4

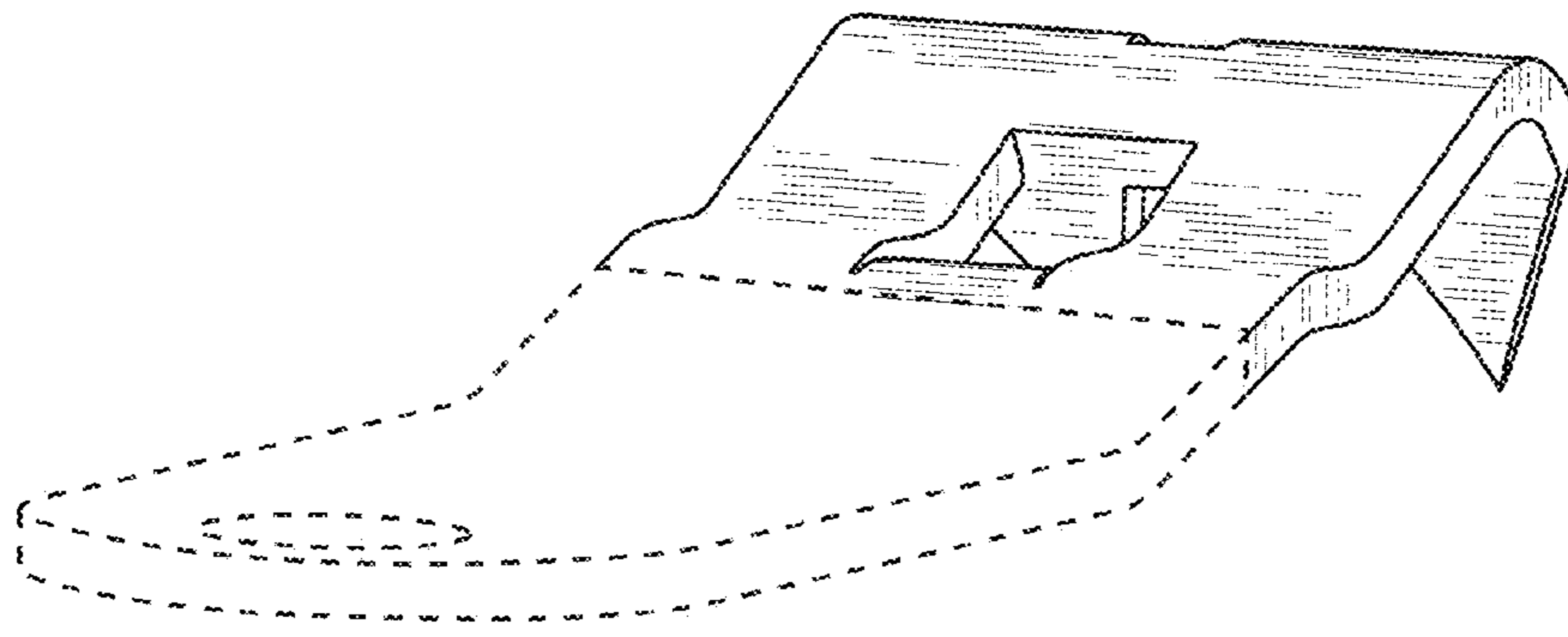


FIG. 5

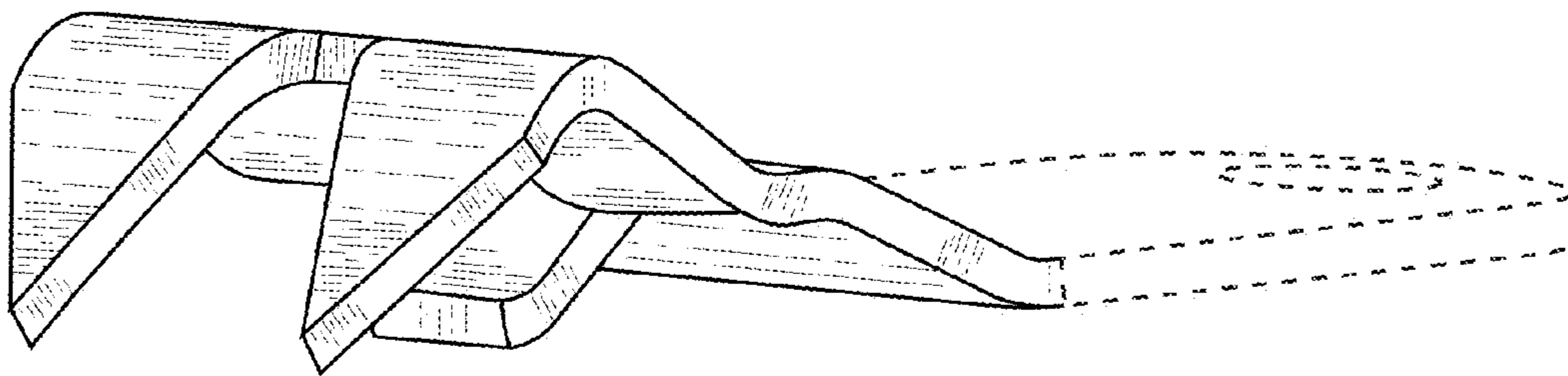


FIG. 6

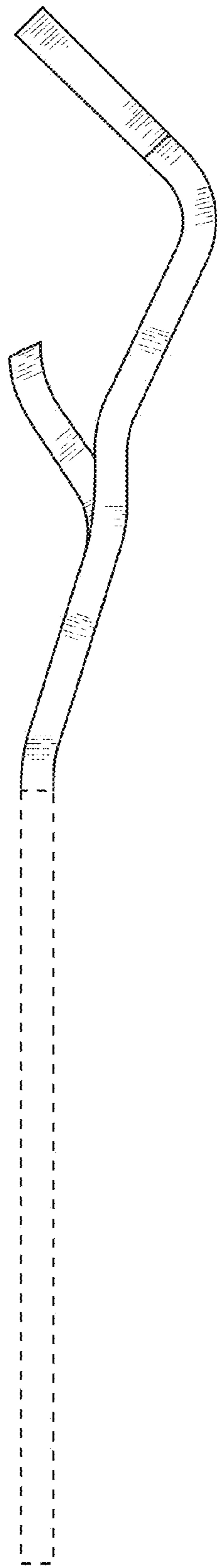


FIG. 7

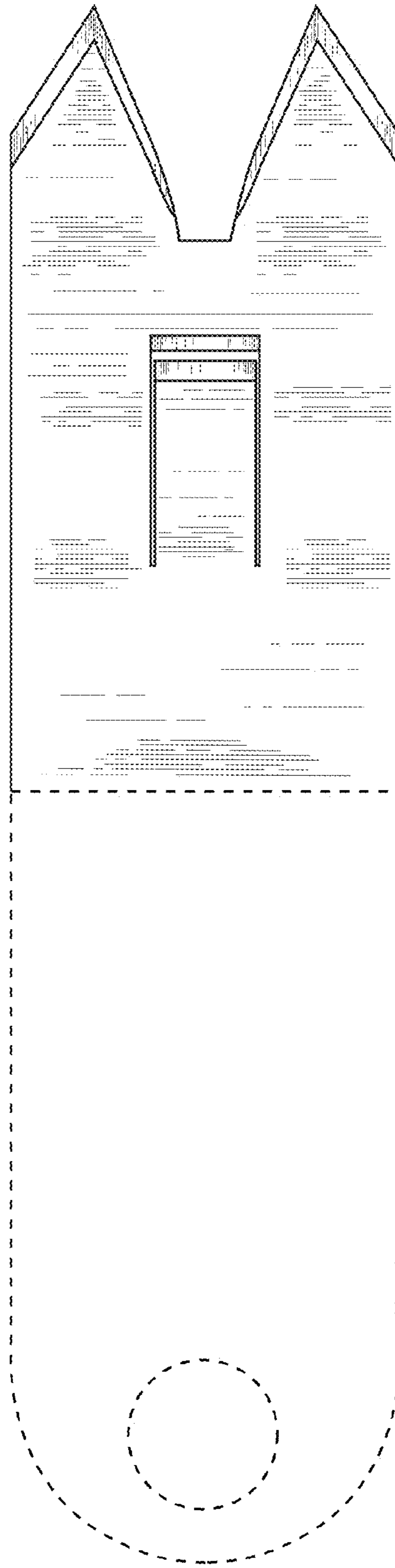


FIG. 8

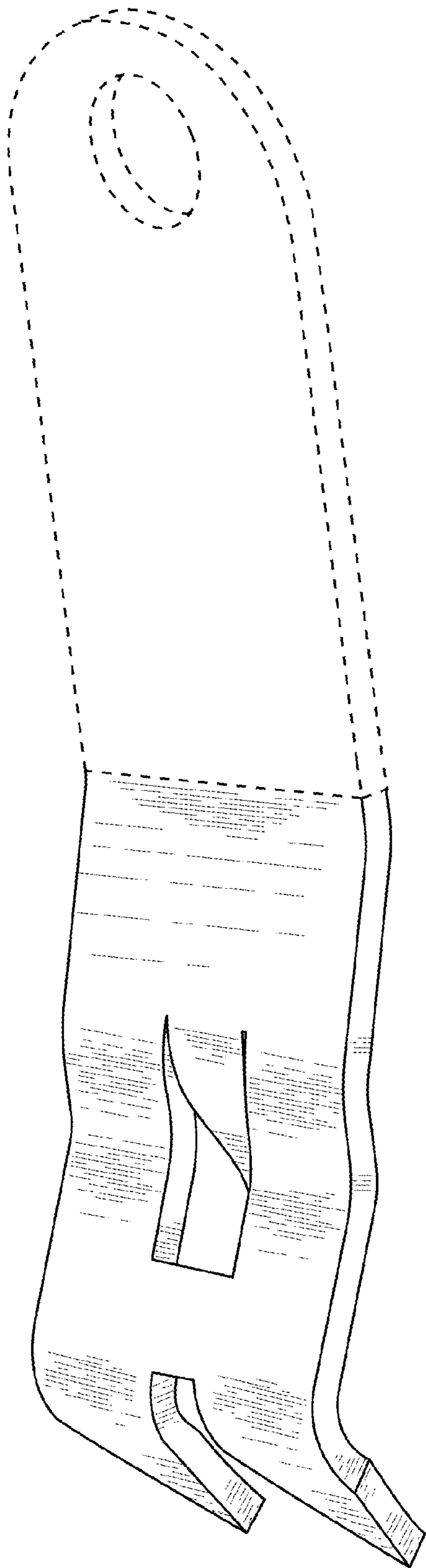


FIG. 9

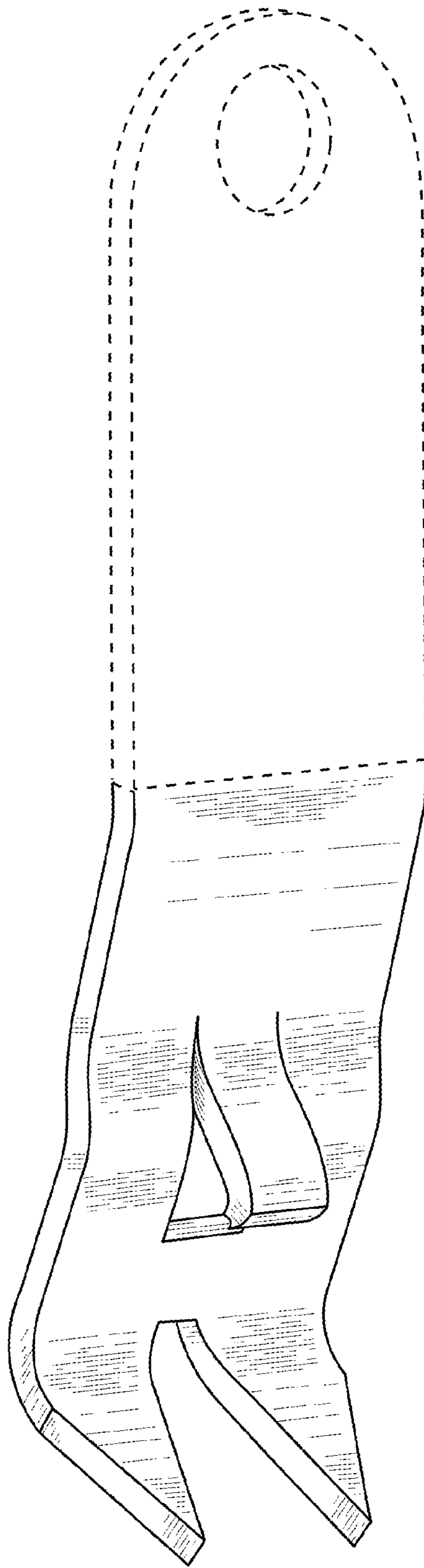


FIG. 10