



US00D741122S

(12) **United States Design Patent**  
**Boies et al.**

(10) **Patent No.:** **US D741,122 S**  
(45) **Date of Patent:** **\*\* Oct. 20, 2015**

- (54) **TILLER HEAD**
- (71) Applicant: **GARANT GP**, St-François (CA)
- (72) Inventors: **David Boies**, Levis (CA); **Jean Tremblay**, Pintendre (CA)
- (73) Assignee: **GARANT GP**, Saint-François (CA)
- (\*\*) Term: **14 Years**
- (21) Appl. No.: **29/473,269**
- (22) Filed: **Nov. 20, 2013**
- (51) **LOC (10) CL.** ..... **08-01**
- (52) **U.S. Cl.**  
USPC ..... **D8/8**
- (58) **Field of Classification Search**  
USPC ..... D8/7, 8; D15/11, 28  
CPC ..... A01B 33/028; A01B 1/00; A01B 1/14  
See application file for complete search history.

D579,738	S *	11/2008	Karczewski	.....	D8/7
D586,632	S *	2/2009	Lai	.....	D8/6
8,201,639	B2 *	6/2012	Szurpicki	.....	172/380
8,347,975	B2 *	1/2013	Lin	.....	172/378
8,613,326	B2 *	12/2013	Pare et al.	.....	172/41
2006/0037765	A1 *	2/2006	Basek	.....	172/378
2006/0070756	A1 *	4/2006	Basek	.....	172/378
2008/0135267	A1 *	6/2008	Karczewski	.....	172/378

FOREIGN PATENT DOCUMENTS

CA 139300 10/2011

\* cited by examiner

Primary Examiner — Sheryl Lane

(57) **CLAIM**

The ornamental design for a tiller head, as shown and described.

**DESCRIPTION**

FIG. 1 is a perspective view of a tiller head showing my new design;

FIG. 2 is a front view of the tiller head of FIG. 1;

FIG. 3 is a side view of the tiller head of FIG. 1;

FIG. 4 is a top view of the tiller head of FIG. 1; and,

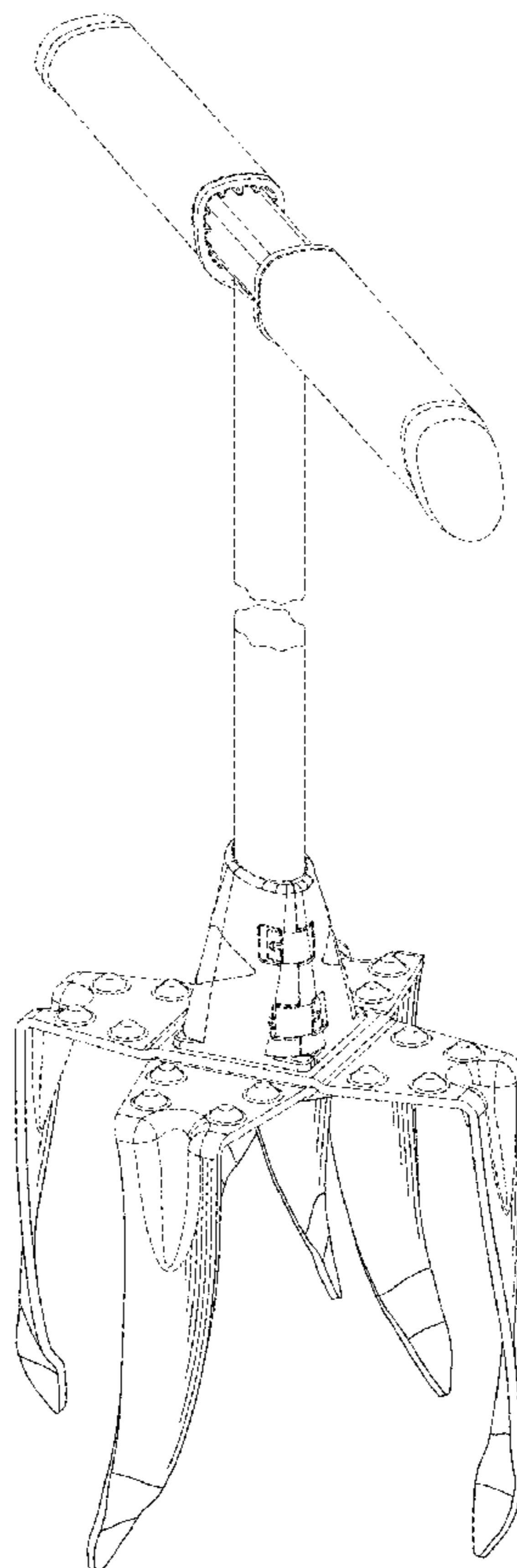
FIG. 5 is a bottom view of the tiller head of FIG. 1.

The broken line showing of portions of the tiller head and a shaft is included for the purpose of illustrating environmental structure and forms no part of the claimed design.

**1 Claim, 4 Drawing Sheets**

(56) **References Cited**  
U.S. PATENT DOCUMENTS

2,082,476	A *	6/1937	Allen	.....	172/25
5,706,900	A *	1/1998	Liao	.....	172/378
D406,219	S *	3/1999	Basek	.....	D8/13
6,076,614	A *	6/2000	Gracy	.....	172/379
6,843,324	B2 *	1/2005	Basek	.....	172/378
7,347,276	B2 *	3/2008	Basek	.....	172/25



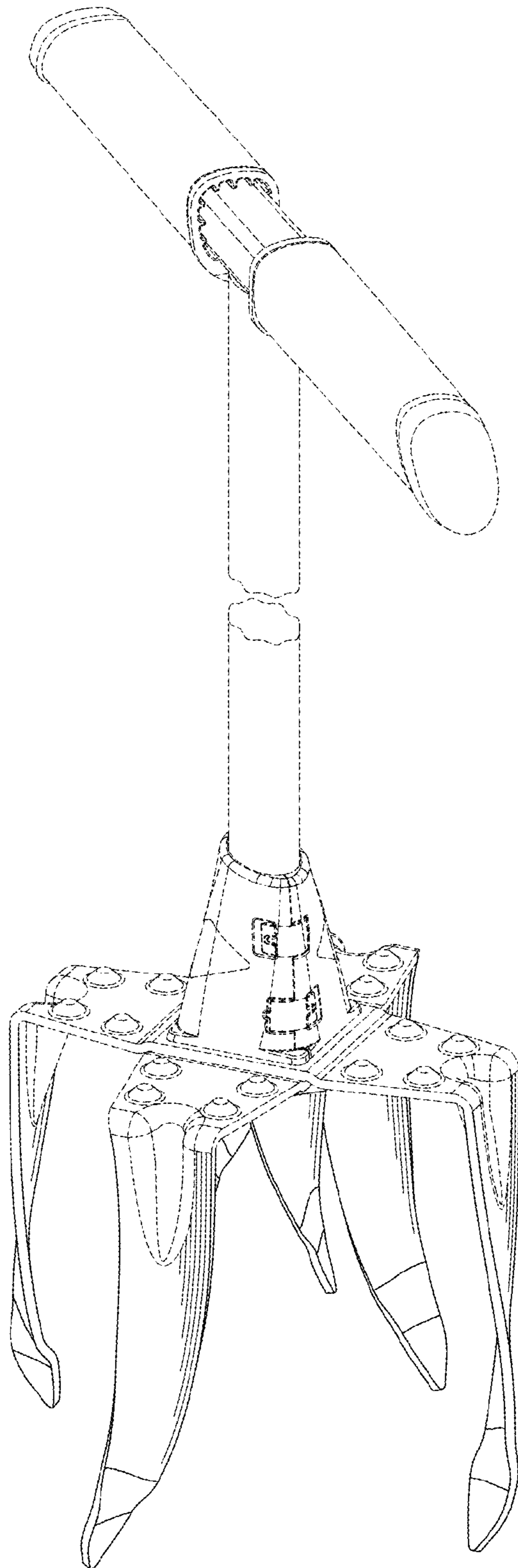
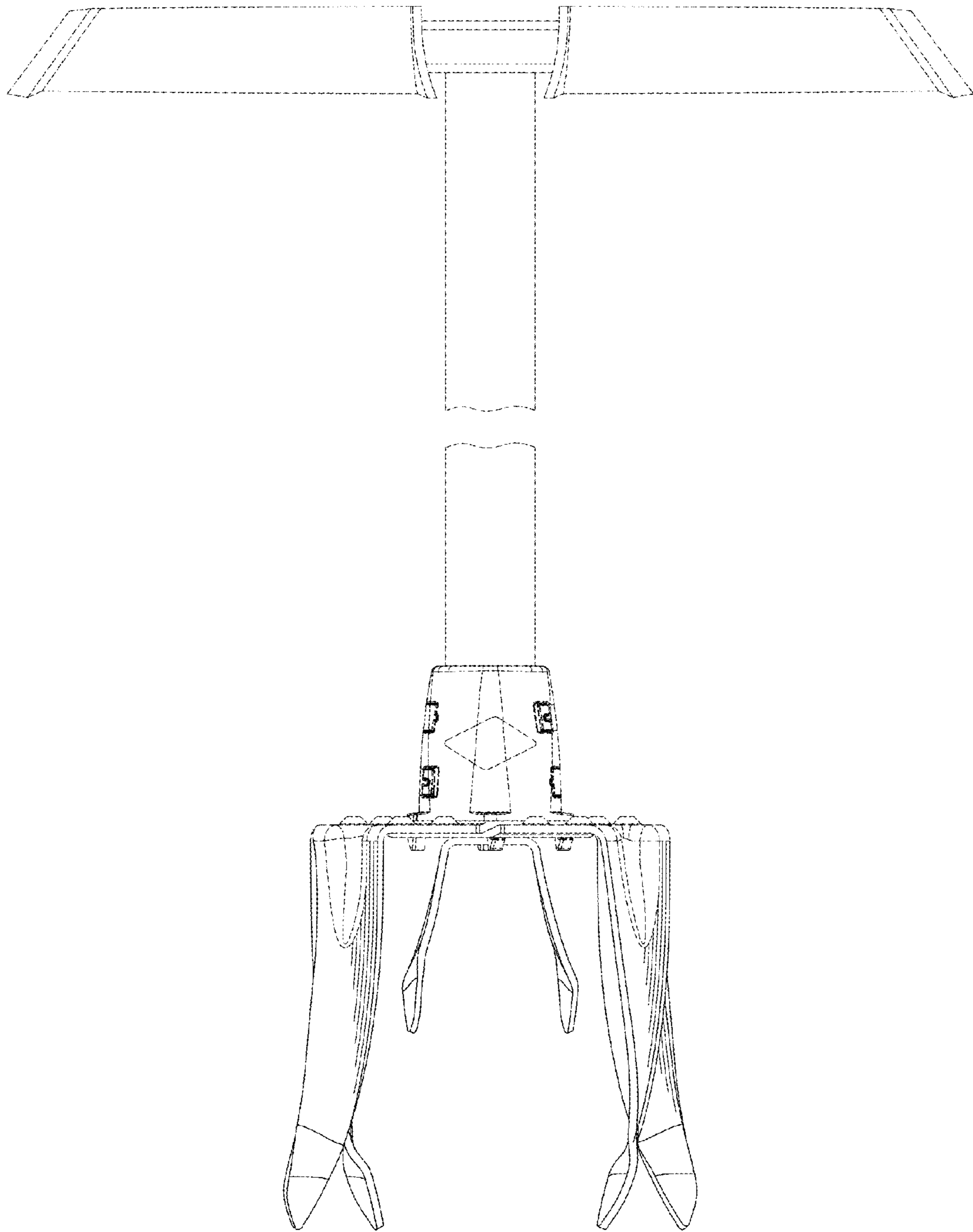


FIG. 1



*FIG. 2*

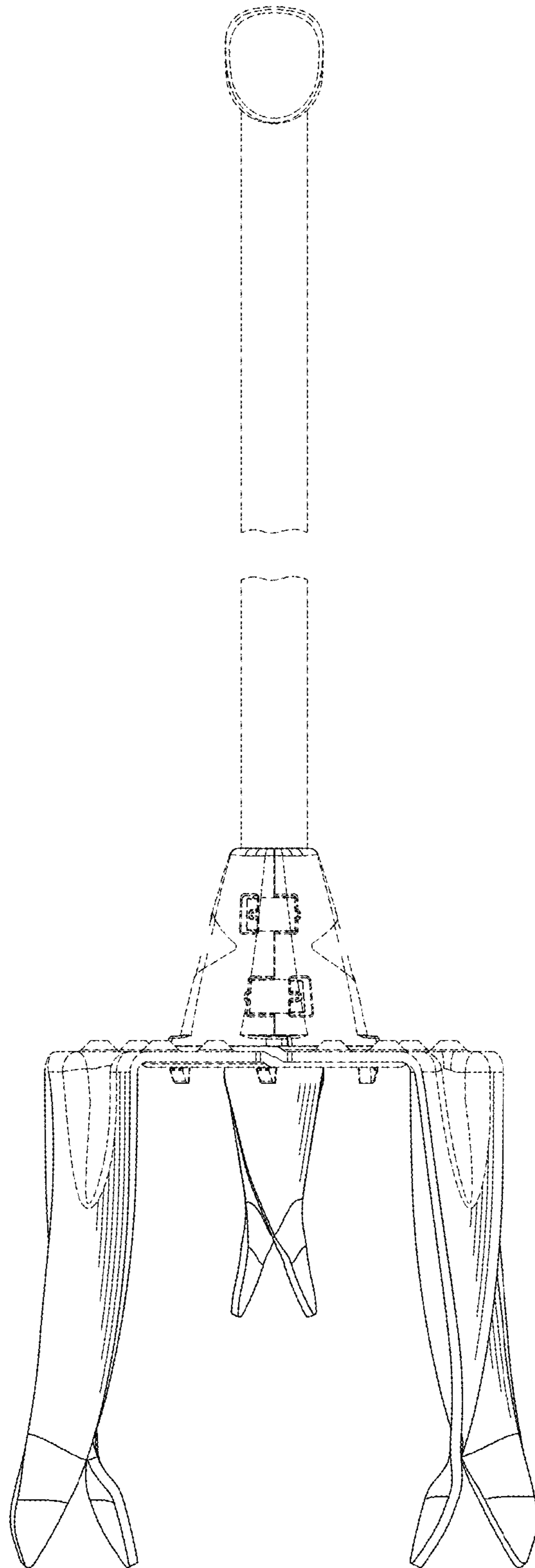


FIG. 3

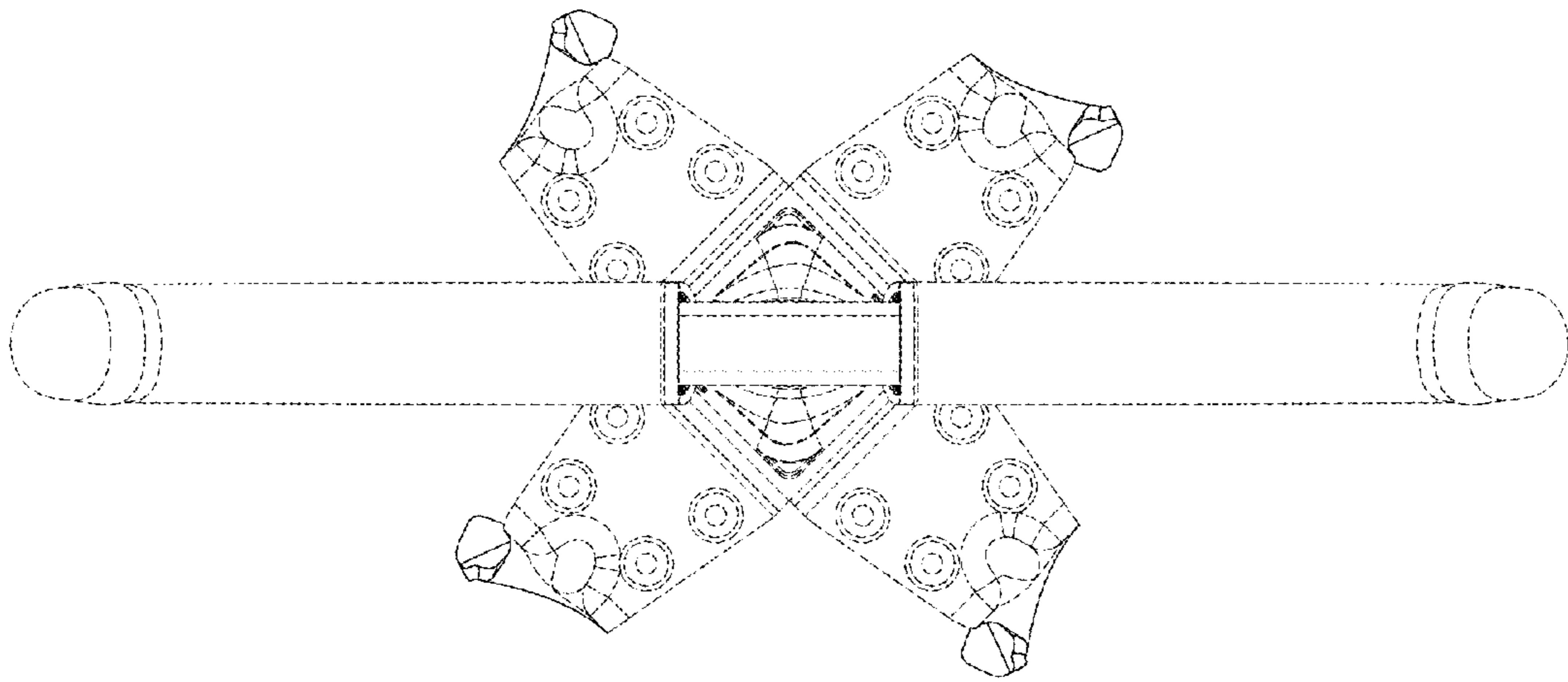


FIG. 4

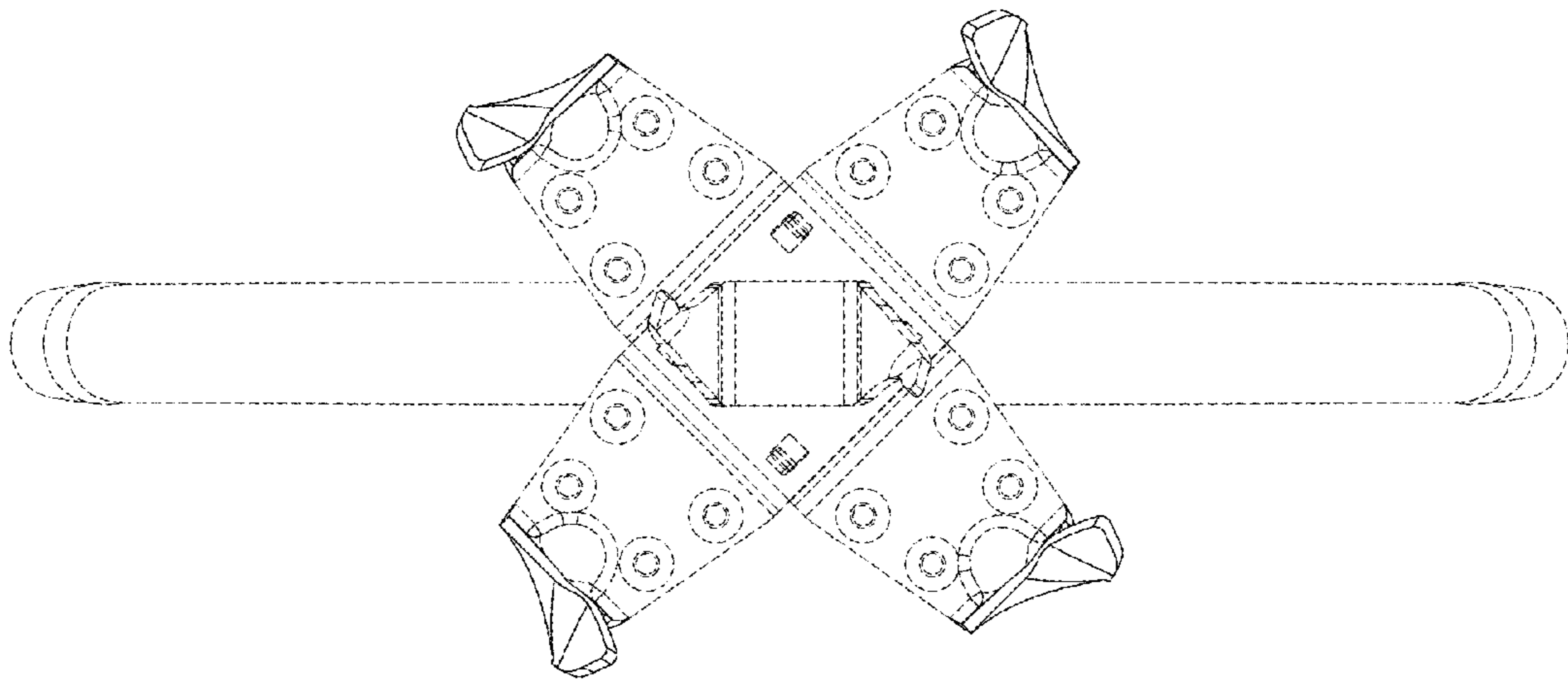


FIG. 5