



US00D741103S

(12) **United States Design Patent**
Knöll

(10) **Patent No.:** **US D741,103 S**
(45) **Date of Patent:** **** Oct. 20, 2015**

(54) **COOKTOP**

- (71) Applicant: **BSH Bosch und Siemens Hausgeräte GmbH**, Munich (DE)
- (72) Inventor: **Sebastian Knöll**, Hamburg (DE)
- (73) Assignee: **BSH Hausgeraete GmbH**, Munich (DE)
- (**) Term: **14 Years**
- (21) Appl. No.: **29/497,779**
- (22) Filed: **Jul. 29, 2014**

Related U.S. Application Data

- (62) Division of application No. 29/488,747, filed on Apr. 23, 2014, now Pat. No. Des. 715,587, which is a division of application No. 29/475,657, filed on Dec. 5, 2013, now Pat. No. Des. 710,142, which is a division of application No. 29/431,754, filed on Sep. 11, 2012, now Pat. No. Des. 697,749.

(30) **Foreign Application Priority Data**

Mar. 12, 2012 (EM) 001319693

(51) **LOC (10) Cl.** **07-02**

(52) **U.S. Cl.**
USPC **D7/346**

(58) **Field of Classification Search**
USPC D7/323, 336, 337, 339, 340, 346, 347,
D7/348, 402-409, 387; D14/126, 335,
D14/336, 371
CPC F24C 15/10; F24C 15/102; H05B 3/74;
H05B 6/10; H05B 6/12; H05B 6/1209;
H05B 6/1263

See application file for complete search history.

(56) **References Cited**

U.S. PATENT DOCUMENTS

D210,336	S	*	2/1968	Jenn et al.	D7/346
4,264,805	A	*	4/1981	Traut	219/452.12
D276,492	S	*	11/1984	Sasaki	D7/346
D277,449	S	*	2/1985	Vetter et al.	D7/346
D342,641	S	*	12/1993	Falk	D7/407
5,400,765	A	*	3/1995	Goldstein et al.	126/39 J
6,050,176	A	*	4/2000	Schultheis et al.	99/339
D451,332	S	*	12/2001	Busalt	D7/346
D506,637	S	*	6/2005	Tanaka	D7/346
D509,095	S	*	9/2005	Grutzke et al.	D7/346
7,041,945	B2	*	5/2006	Aihara et al.	219/622
7,049,552	B2	*	5/2006	Arntz et al.	219/452.12
D553,901	S	*	10/2007	Grey et al.	D7/346
D641,583	S	*	7/2011	Sadtler	D7/346
D641,584	S	*	7/2011	Sadtler	D7/346
D643,674	S	*	8/2011	Lee et al.	D7/363
D651,447	S	*	1/2012	Sadtler	D7/346
D655,565	S	*	3/2012	Goss et al.	D7/346
2009/0194527	A1	*	8/2009	Okada	219/624

* cited by examiner

Primary Examiner — Martie K Holtje

(74) *Attorney, Agent, or Firm* — James E. Howard; Andre Pallapies

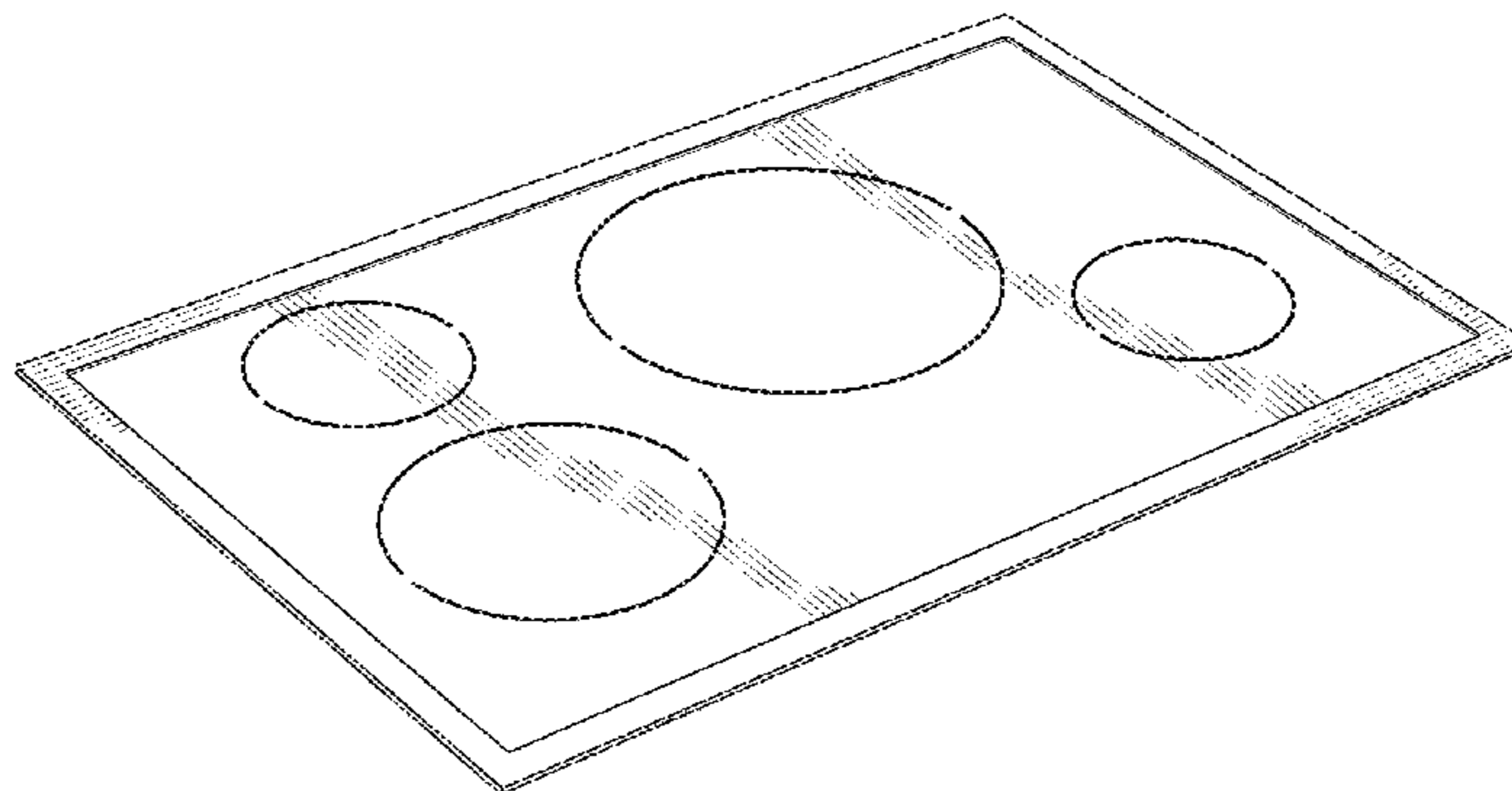
(57) **CLAIM**

The ornamental design for a cooktop, as shown and described.

DESCRIPTION

FIG. 1 is a front perspective view of a cooktop according to a first embodiment showing my new ornamental design;
FIG. 2 is a top view thereof;
FIG. 3 is a front perspective view of a cooktop according to a second embodiment showing my new ornamental design;
FIG. 4 is a front view thereof;
FIG. 5 is a rear view thereof;
FIG. 6 is a top view thereof;
FIG. 7 is a bottom view thereof;
FIG. 8 is a left side view thereof; and,
FIG. 9 is a right side view thereof.

1 Claim, 4 Drawing Sheets



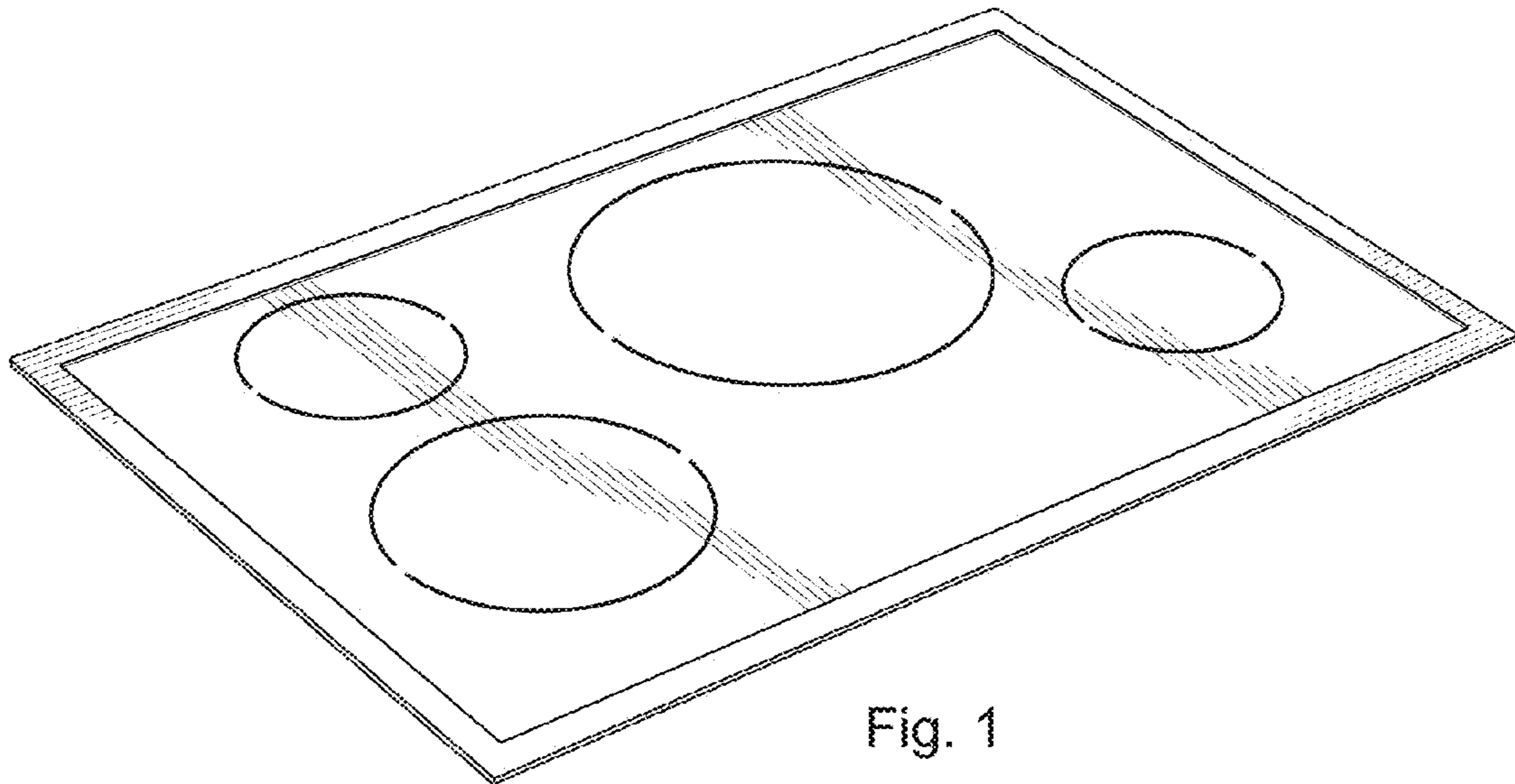


Fig. 1

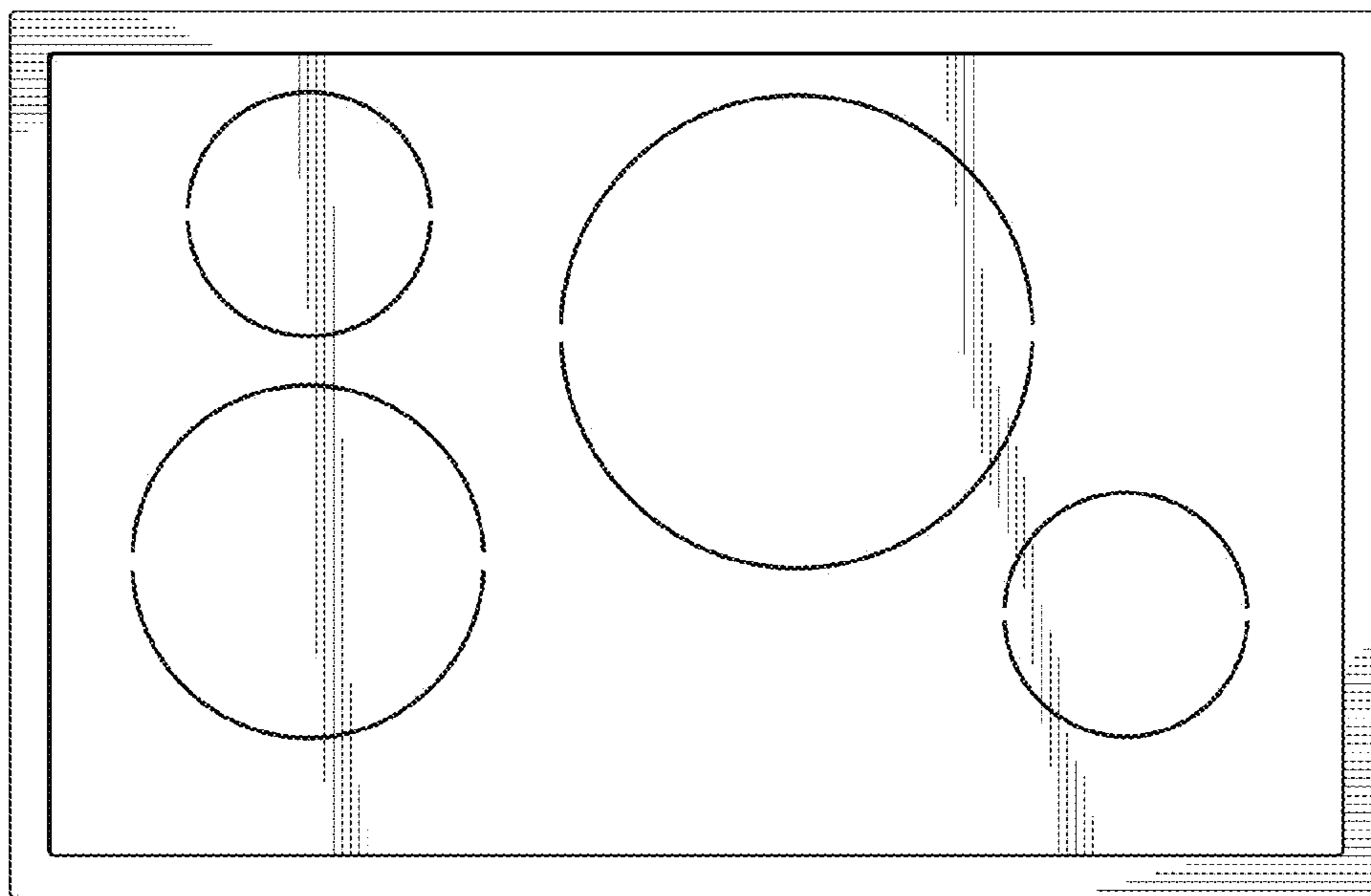


Fig. 2

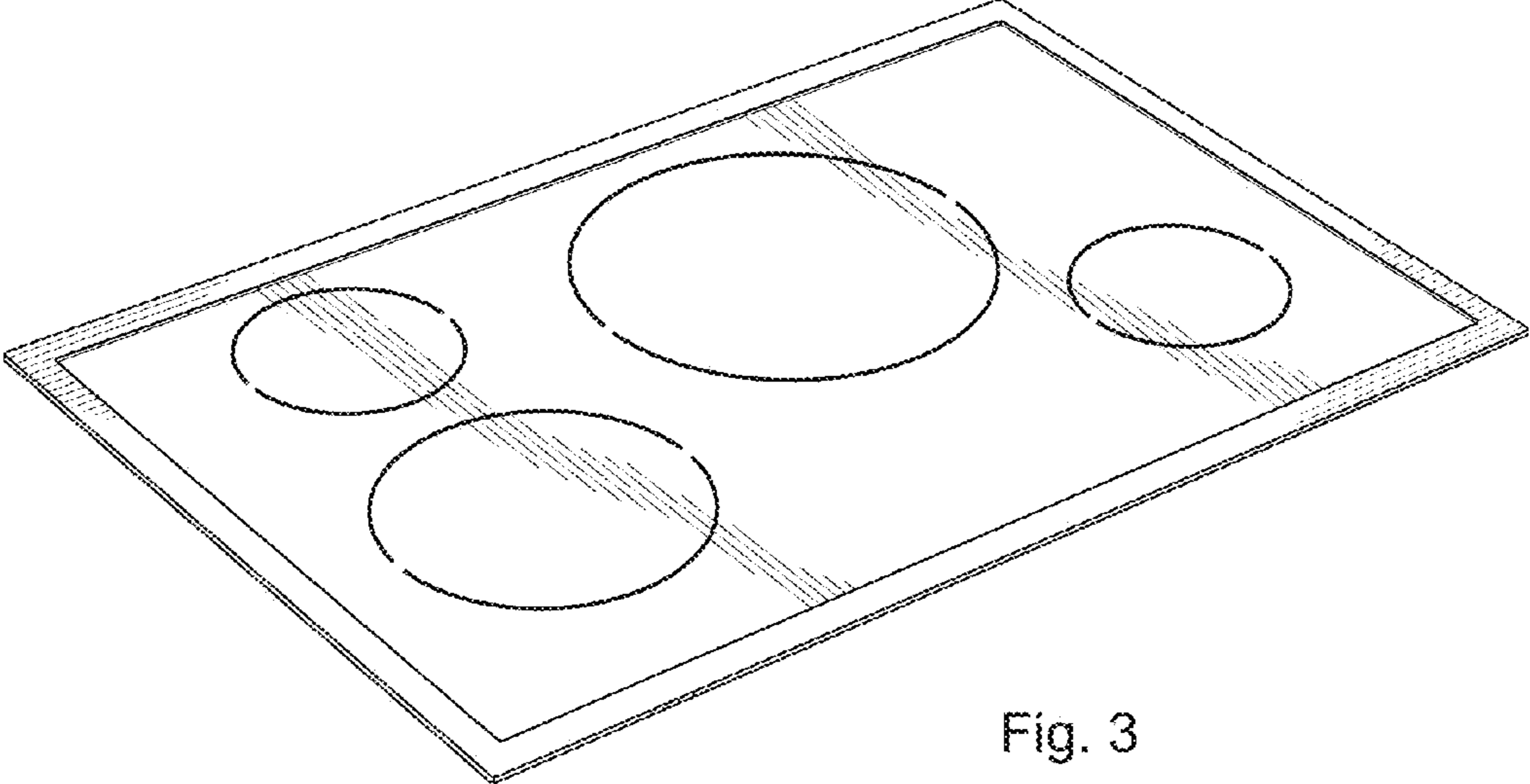


Fig. 3

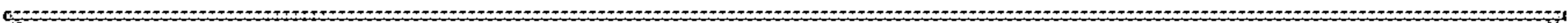


Fig. 4




Fig. 5

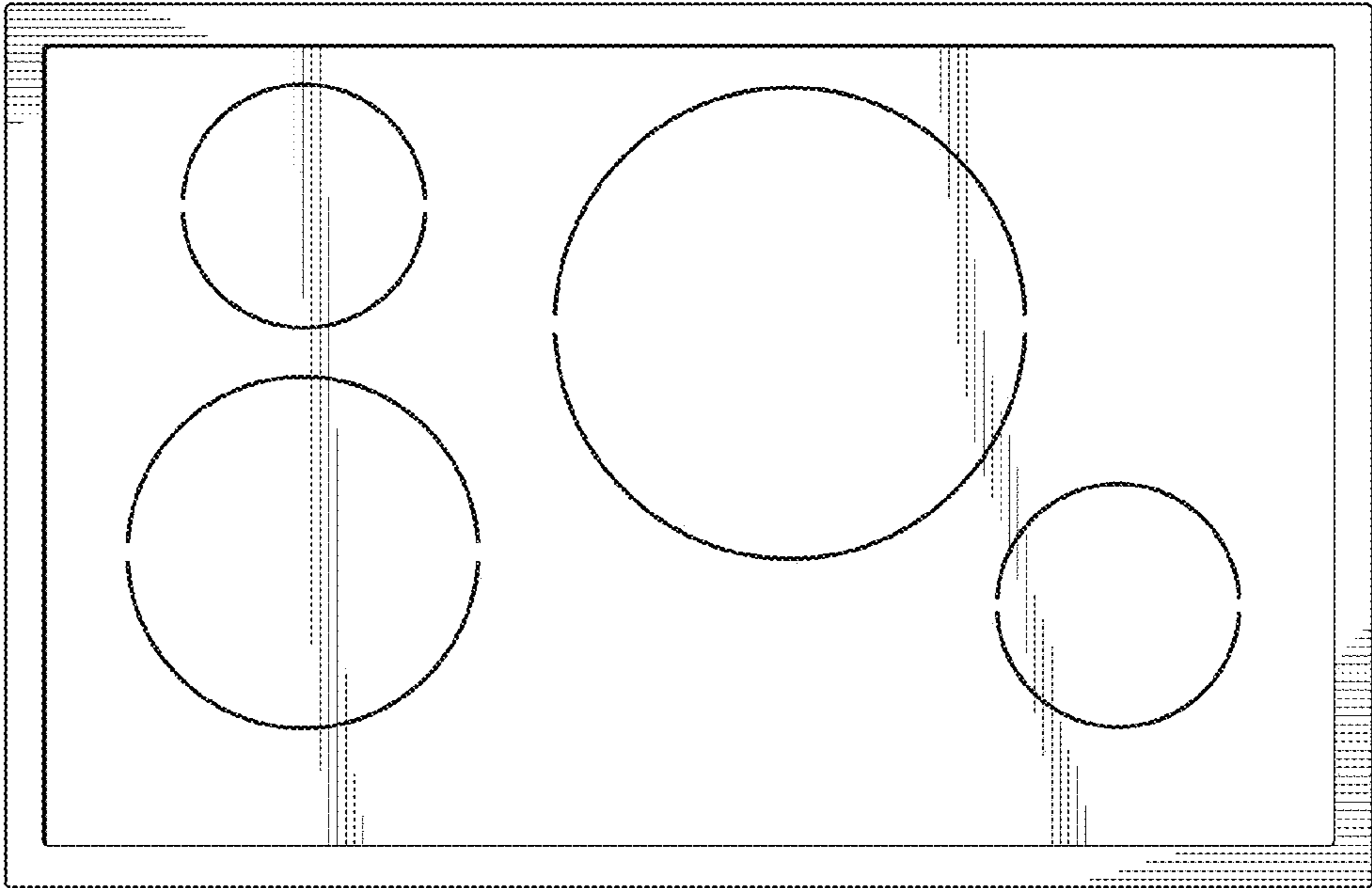


Fig. 6




Fig. 7




Fig. 8

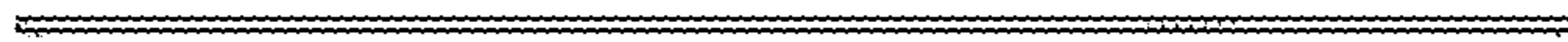


Fig. 9