



US00D741087S

(12) **United States Design Patent**
Palmer

(10) **Patent No.:** **US D741,087 S**
(45) **Date of Patent:** **** Oct. 20, 2015**

(54) **MAT**

(56)

References Cited

(71) Applicant: **Putting Professional Pty Ltd,**
Halekulani, NSW (AU)
(72) Inventor: **Glenn Palmer,** Halekulani (AU)
(73) Assignee: **PUTTING PROFESSIONAL PTY**
LTD., Halekulani, New South Wales
(AU)
(**) Term: **14 Years**
(21) Appl. No.: **29/510,314**
(22) Filed: **Nov. 26, 2014**

U.S. PATENT DOCUMENTS

D114,518	S	*	4/1939	Lehmann	D5/60
D145,501	S	*	9/1946	Altman	D21/312
2,439,333	A	*	4/1948	Berning et al.	273/123 R
D172,987	S	*	9/1954	Quigley	D6/588
5,085,912	A	*	2/1992	Algiere	428/67
5,534,952	A	*	7/1996	Zanecchia et al.	351/200
D390,740	S	*	2/1998	Bosshard	D6/588
5,863,637	A	*	1/1999	Månsson et al.	428/156
D411,400	S	*	6/1999	Yancey, Jr.	D6/588
D529,556	S	*	10/2006	Gannon	D21/334
8,499,383	B1	*	8/2013	Ungaro	5/417
D693,602	S	*	11/2013	Smith	D6/582
2002/0184844	A1	*	12/2002	Yang	52/403.1

* cited by examiner

(30) **Foreign Application Priority Data**

May 29, 2014 (AU) 201412656

(51) **LOC (10) Cl.** **06-11**

(52) **U.S. Cl.**
USPC **D6/591; D21/361**

(58) **Field of Classification Search**
USPC D2/860; D5/63; D6/582-592, 598, 603,
D6/606, 612-614, 617-619, 707.1, 707.12,
D6/707.16, 707.18, 707.22; D21/312, 334,
D21/350, 361; D25/68, 69; D32/55, 56, 57;
273/127 B, 277
CPC A47G 11/00; A47G 23/06; A47G 23/08;
A47G 23/12; A47G 27/02; A47G 27/025;
A47G 27/0275; A47G 27/0281; A47G
27/0287; A47L 23/22; A47L 23/26; A63F
3/00028

See application file for complete search history.

Primary Examiner — Karen S Acker

Assistant Examiner — Clare Ann Gannon

(74) *Attorney, Agent, or Firm* — I. Morley Drucker;
Fulwider Patton LLP

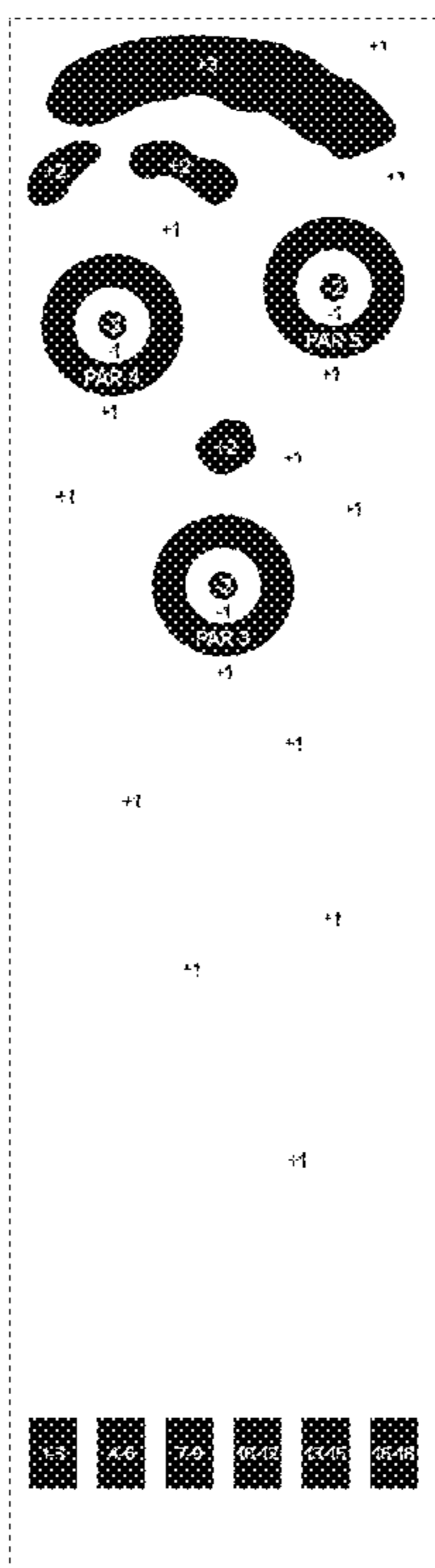
(57) **CLAIM**

The ornamental design for a mat, as shown and described.

DESCRIPTION

FIG. 1 is a top view of a mat showing my new design;
FIG. 2 is a bottom view thereof;
FIG. 3 is a front view thereof;
FIG. 4 is a rear view thereof;
FIG. 5 is a left side view thereof; and,
FIG. 6 is a right side view thereof.

1 Claim, 4 Drawing Sheets






FIG. 1



FIG. 2




FIG. 3




FIG. 4

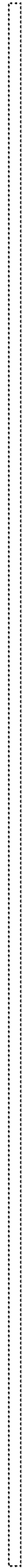


FIG. 5

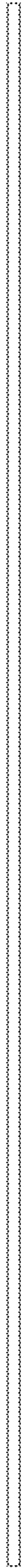


FIG. 6