



US00D741085S

(12) **United States Design Patent**  
**Ruble**

(10) **Patent No.:** **US D741,085 S**  
(45) **Date of Patent:** **\*\* Oct. 20, 2015**

- (54) **CURTAIN SYSTEM ADAPTER**
- (71) Applicant: **ICP Medical, LLC**, St. Louis, MO (US)
- (72) Inventor: **Edward Ruble**, Wentzville, MO (US)
- (73) Assignee: **ICP Medical, LLC**, St. Louis, MO (US)
- (\*\*) Term: **14 Years**
- (21) Appl. No.: **29/516,038**
- (22) Filed: **Jan. 29, 2015**
- (51) **LOC (10) Cl.** ..... **06-10**
- (52) **U.S. Cl.**  
USPC ..... **D6/580**
- (58) **Field of Classification Search**  
USPC ..... D6/316, 320, 323, 325, 326, 327, 328,  
D6/550, 576, 577, 578, 579, 580, 581,  
D6/702; D8/305, 307, 308, 367, 368, 378;  
D25/119, 130, 133  
CPC ..... A47H 19/00; A47H 1/04; A47H 1/08;  
A47H 1/18; A47H 1/144; A47H 5/032;  
A47H 5/14; A47H 11/02; A47H 15/02;  
A47H 2201/01; A47H 2201/02; A47H  
2001/045; A47H 13/01; A47H 13/02; Y10T  
24/367; Y10T 24/44923; Y10T 24/45529;  
Y10T 24/45539; Y10T 24/1379; Y10T  
24/1498; Y10T 24/3427; Y10T 24/45623;  
Y10T 29/49952; Y10T 29/49964; Y10T  
16/35; Y10T 16/353; Y10T 16/3797; A47K  
3/38  
See application file for complete search history.

(56) **References Cited**

**U.S. PATENT DOCUMENTS**

1,699,276	A *	1/1929	Boye	403/326
1,818,786	A *	8/1931	Bond	160/346
4,010,503	A *	3/1977	Denton	16/87.2
5,355,551	A *	10/1994	Schechter et al.	16/87.2
6,546,571	B2 *	4/2003	Samelson	4/558

7,003,848	B2 *	2/2006	Ho	16/87.2
D523,675	S *	6/2006	Schorling	D6/580
D605,934	S *	12/2009	Mirer et al.	D8/395
D646,557	S *	10/2011	Chan	D8/367
8,118,078	B2 *	2/2012	Freedland	160/330
8,397,346	B2	3/2013	Peters et al.	
8,408,275	B2	4/2013	DeWees et al.	
8,479,800	B2 *	7/2013	Graneto et al.	160/341
8,672,002	B2 *	3/2014	Stein	150/106
D709,714	S	7/2014	Graneto, III	
8,869,869	B2	10/2014	Graneto, III	
8,899,301	B2	12/2014	Graneto, III	
2004/0154128	A1 *	8/2004	Ho	16/87.2
2006/0260769	A1 *	11/2006	Nien	160/330
2009/0288785	A1	11/2009	Graneto, III	
2012/0018106	A1 *	1/2012	Robledo	160/330

\* cited by examiner

*Primary Examiner* — Karen S Acker

*Assistant Examiner* — Amy Wierenga

(74) *Attorney, Agent, or Firm* — Luedeka Neely Group, P.C.

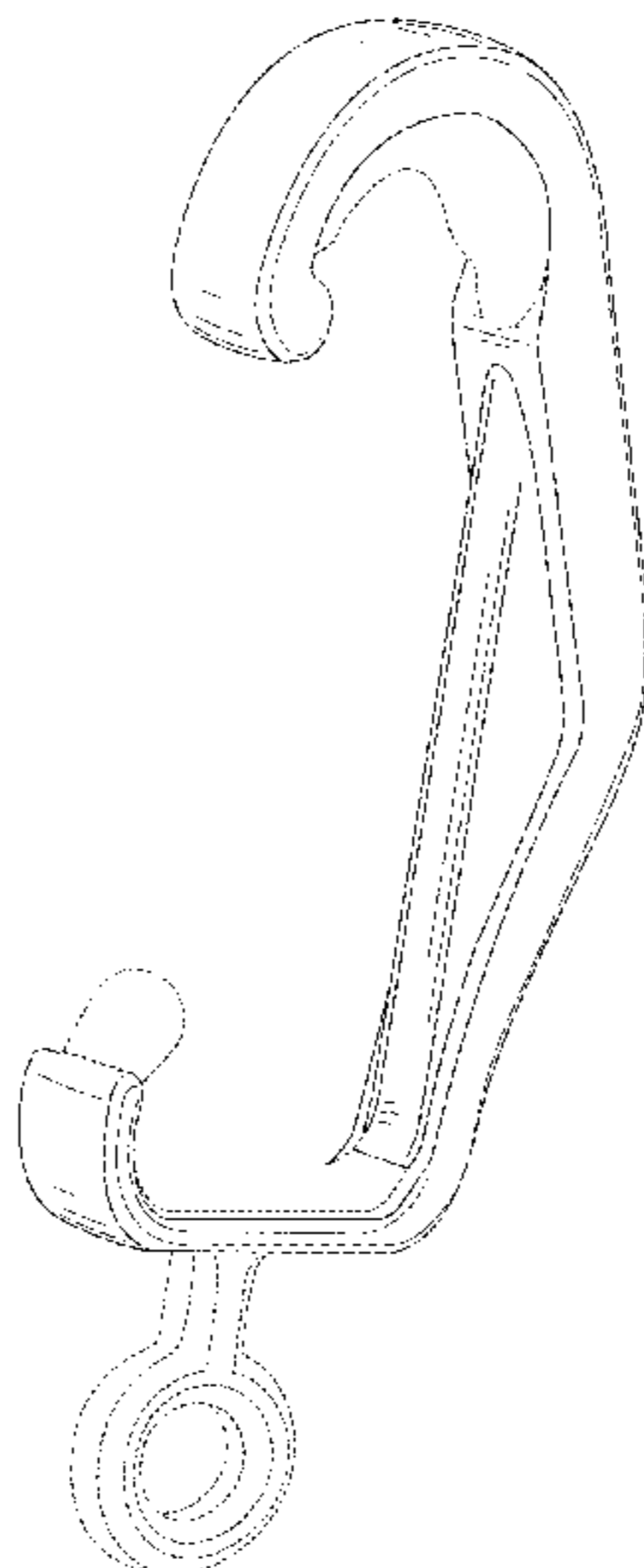
(57) **CLAIM**

The ornamental design for a curtain system adapter, as shown and described.

**DESCRIPTION**

FIG. 1 is a front perspective view of a curtain system adapter of my new design;  
 FIG. 2 is a rear perspective view of the adapter of FIG. 1;  
 FIG. 3 is a first side planar view of the adapter of FIG. 1;  
 FIG. 4 is a second side planar view of the adapter of FIG. 1, rotated from the view of FIG. 3;  
 FIG. 5 is a rear planar view of the adapter of FIG. 1;  
 FIG. 6 is a front planar view of the adapter of FIG. 1;  
 FIG. 7 is a top planar view of the adapter of FIG. 1; and,  
 FIG. 8 is a bottom planar view of the adapter of FIG. 1.  
 The broken lines are shown for the purpose of depicting portions of the article that form no part of the claimed design. The dash-dot-dash lines depict boundaries of the claim and form no part thereof.

**1 Claim, 6 Drawing Sheets**



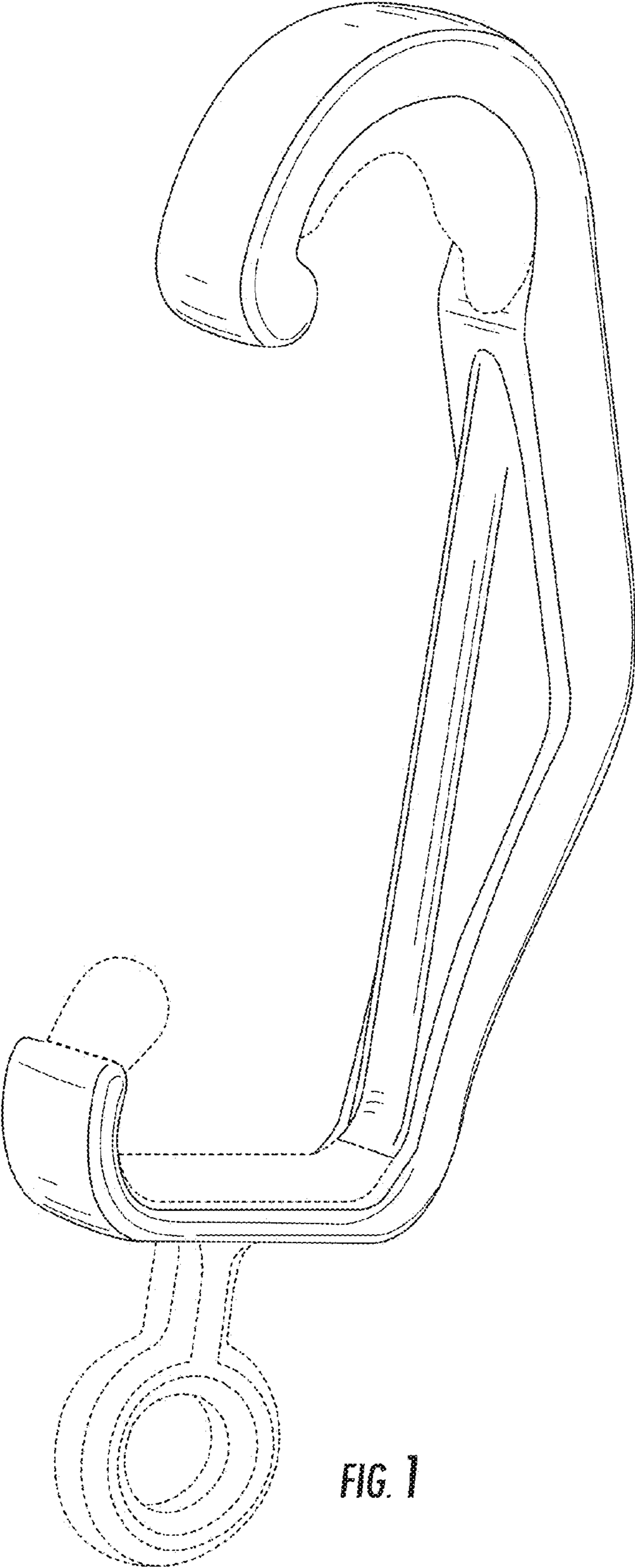


FIG. 1

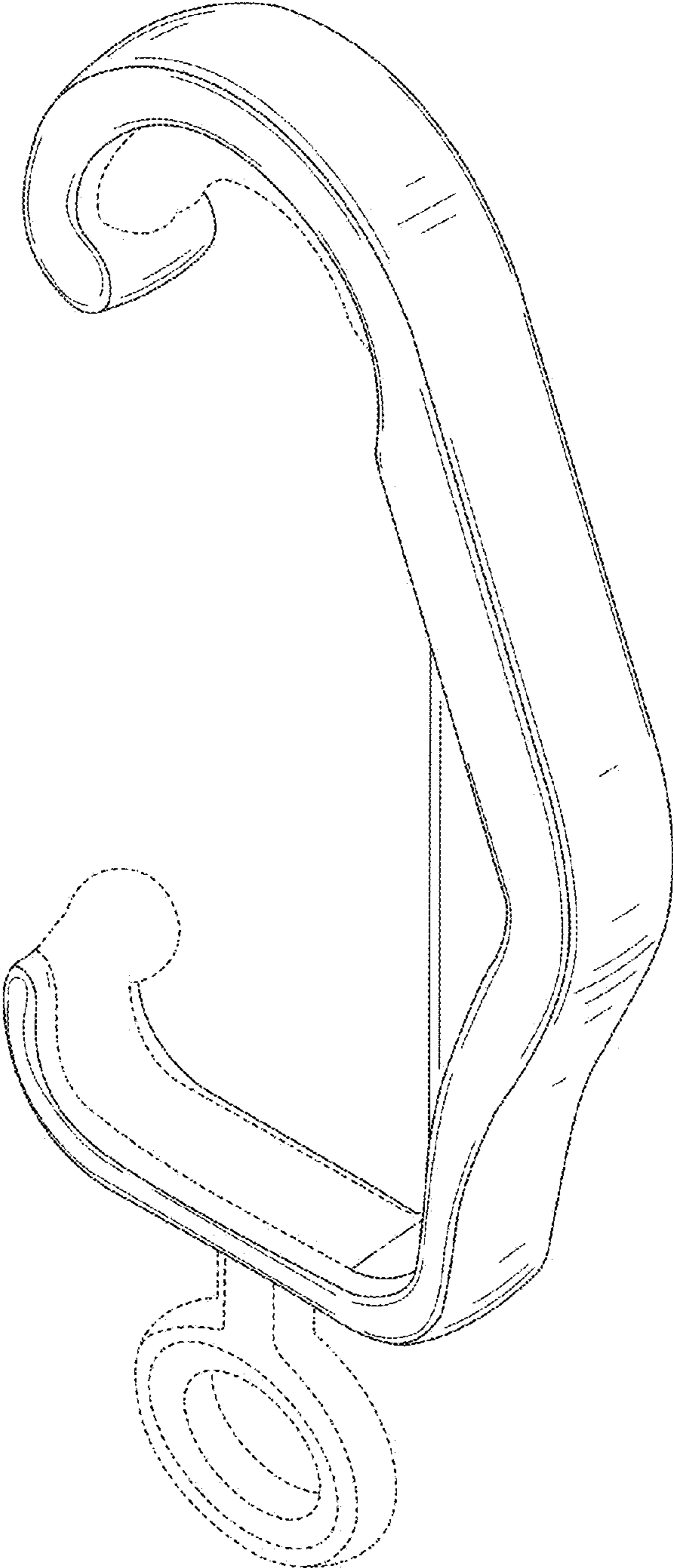


FIG. 2

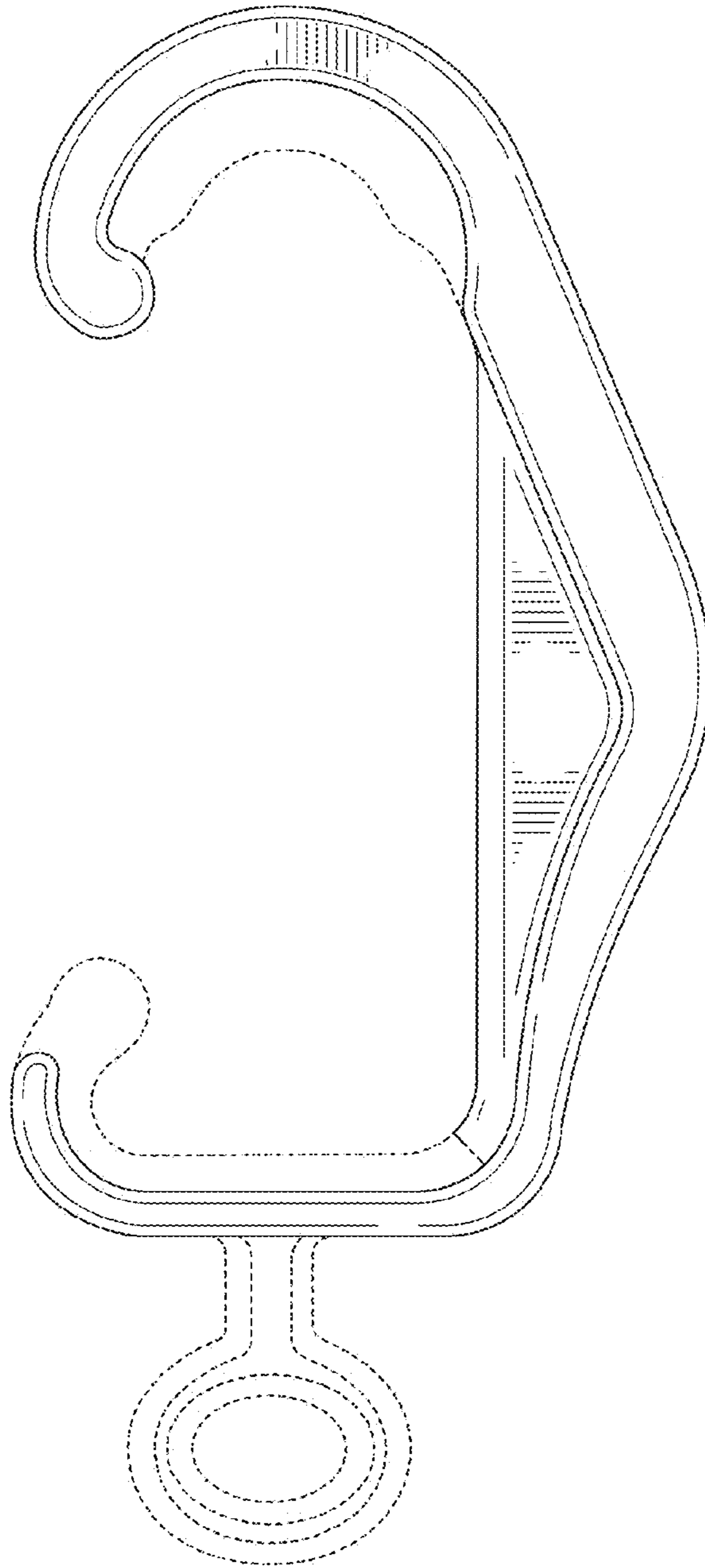


FIG. 3

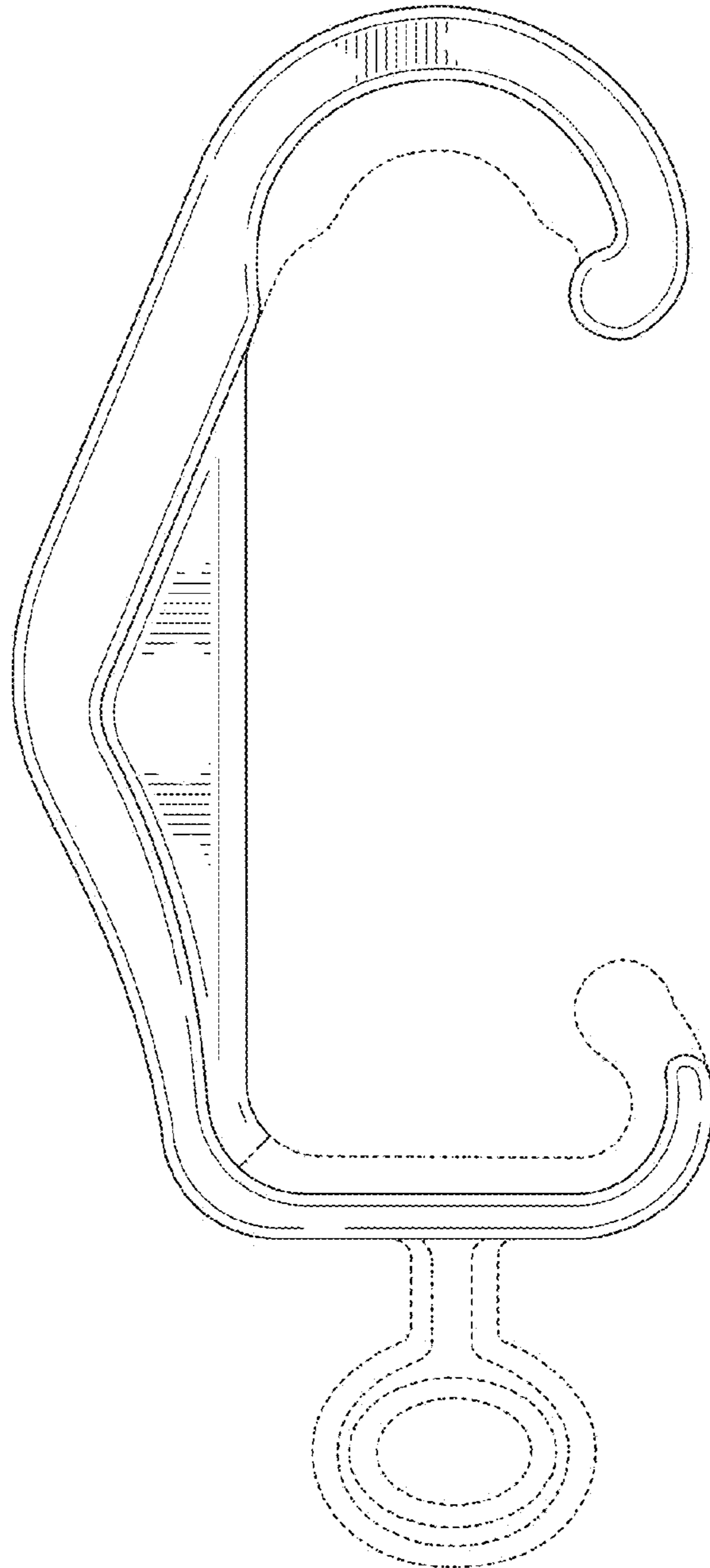


FIG. 4

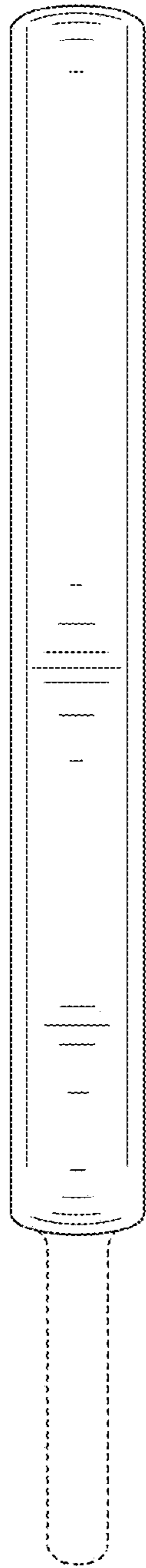


FIG. 5

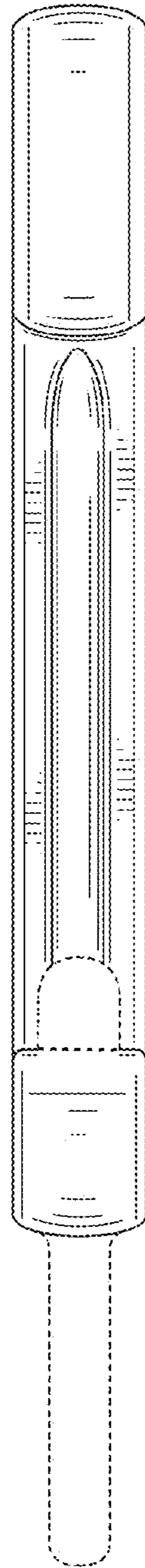


FIG. 6

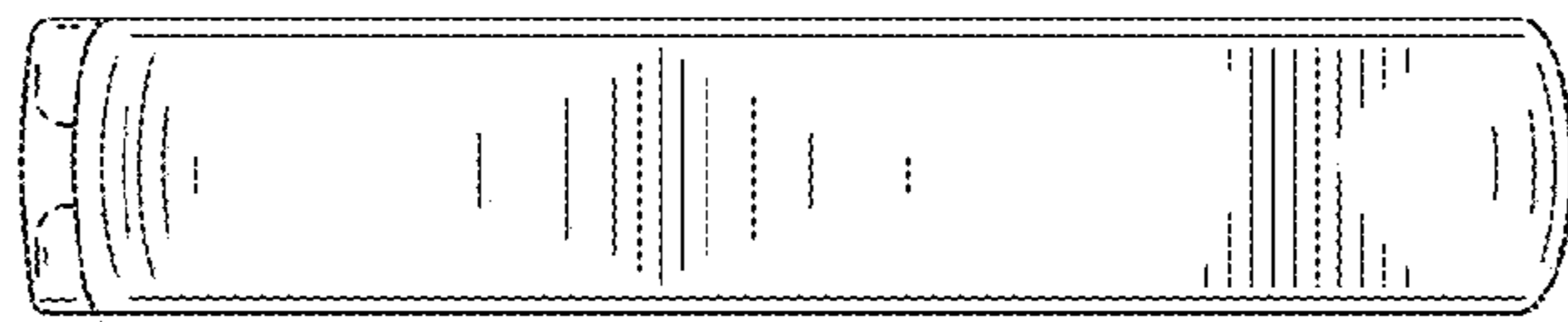


FIG. 7

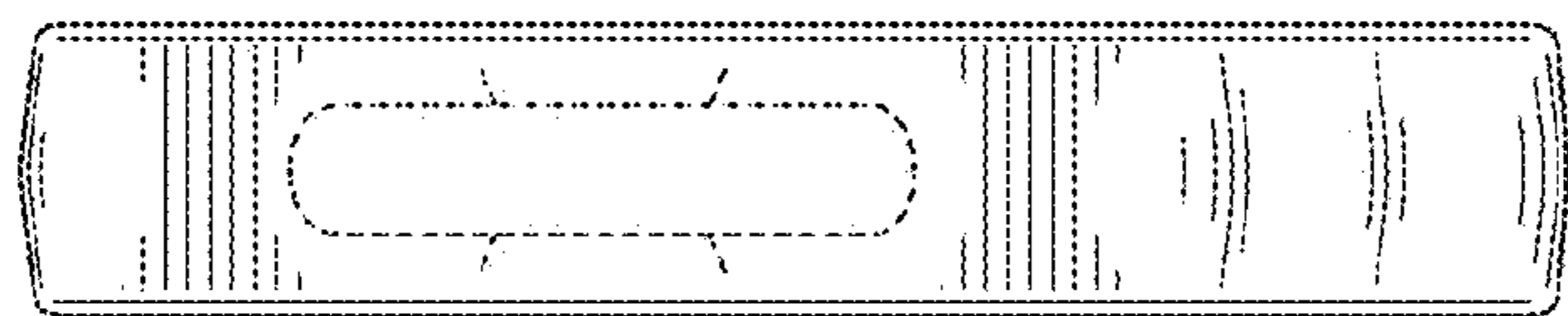


FIG. 8