

US00D741081S

(12) **United States Design Patent**  
**Hughes**

(10) **Patent No.:** **US D741,081 S**  
(45) **Date of Patent:** **\*\* Oct. 20, 2015**

- (54) **SOFA**
- (71) Applicant: **Bruce Hughes**, Trinity, NC (US)
- (72) Inventor: **Bruce Hughes**, Trinity, NC (US)
- (73) Assignee: **Hughes Furniture Industries, Inc.**,  
Sophia, NC (US)
- (\*\*) Term: **14 Years**
- (21) Appl. No.: **29/515,236**
- (22) Filed: **Jan. 21, 2015**
- (51) **LOC (10) Cl.** ..... **06-01**
- (52) **U.S. Cl.**  
USPC ..... **D6/381**
- (58) **Field of Classification Search**  
USPC ..... 22/334–338, 349, 355, 361, 368–370,  
22/376, 379–381, 716, 716.1, 716.2, 340,  
22/354, 377, 709, 710, 716.4, 367;  
297/16.1, 42, 94, 135, 175, 232, 233,  
297/350, 351, 445.1, 448.1, 448.2, 451.9,  
297/452.1, DIG. 7; 5/12.1, 12.2  
CPC ..... A47C 1/02; A47C 1/024; A47C 7/18;  
A47C 7/24; A47C 17/00; A47C 17/02;  
A47C 17/175  
See application file for complete search history.

D381,216 S *	7/1997	Paus .....	D6/381
D415,628 S *	10/1999	Lewis .....	D6/381
D428,725 S *	8/2000	Lee .....	D6/381
D468,125 S *	1/2003	Gibson .....	D6/381
D470,677 S *	2/2003	Ricci .....	D6/381
D475,217 S *	6/2003	Ricci .....	D6/381
D499,265 S *	12/2004	Ricci .....	D6/381
D520,773 S *	5/2006	Natuzzi .....	D6/381
D532,987 S *	12/2006	Christa .....	D6/381
D540,561 S *	4/2007	Lewis .....	D6/381
D542,047 S *	5/2007	Nastri .....	D6/381
D587,479 S *	3/2009	Thompson .....	D6/381
D616,664 S *	6/2010	Natuzzi .....	D6/381
D718,951 S *	12/2014	Hughes .....	D6/381

\* cited by examiner

*Primary Examiner* — Sandra Snapp  
(74) *Attorney, Agent, or Firm* — Blake P. Hurt; Tuggle Duggins P.A.

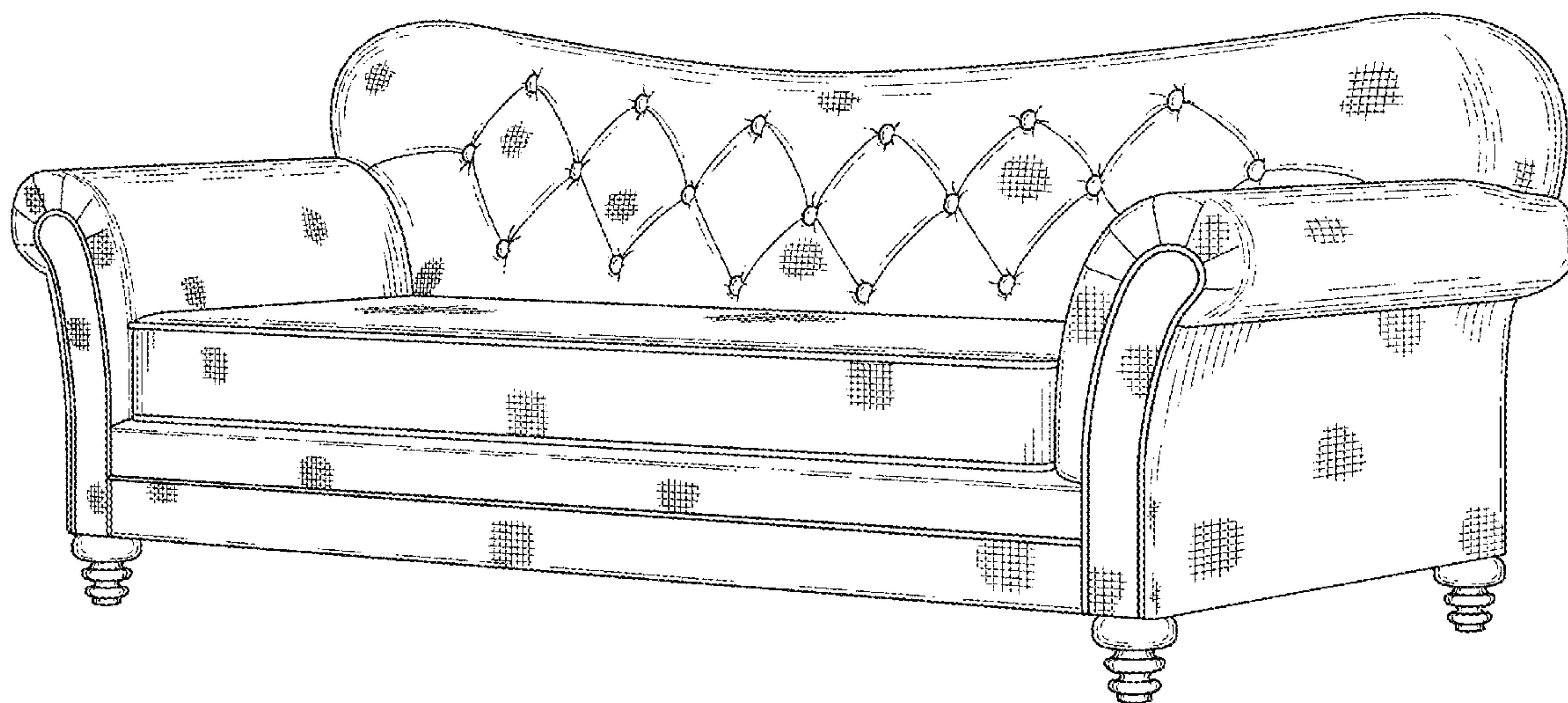
(57) **CLAIM**  
The ornamental design for a sofa, as shown and described.

**DESCRIPTION**

FIG. 1 is a top, front, right side perspective view of a sofa showing my new design;  
FIG. 2 is a front elevational view thereof;  
FIG. 3 is a rear elevational view thereof;  
FIG. 4 is a right side elevational view thereof, the left side elevational view being a mirror image thereof;  
FIG. 5 is a top plan view thereof; and,  
FIG. 6 is a bottom plan view thereof.

**1 Claim, 6 Drawing Sheets**

- (56) **References Cited**  
U.S. PATENT DOCUMENTS  
D168,498 S \* 12/1952 Clease, Jr. .... D6/381  
D305,184 S \* 12/1989 Coley ..... D6/381



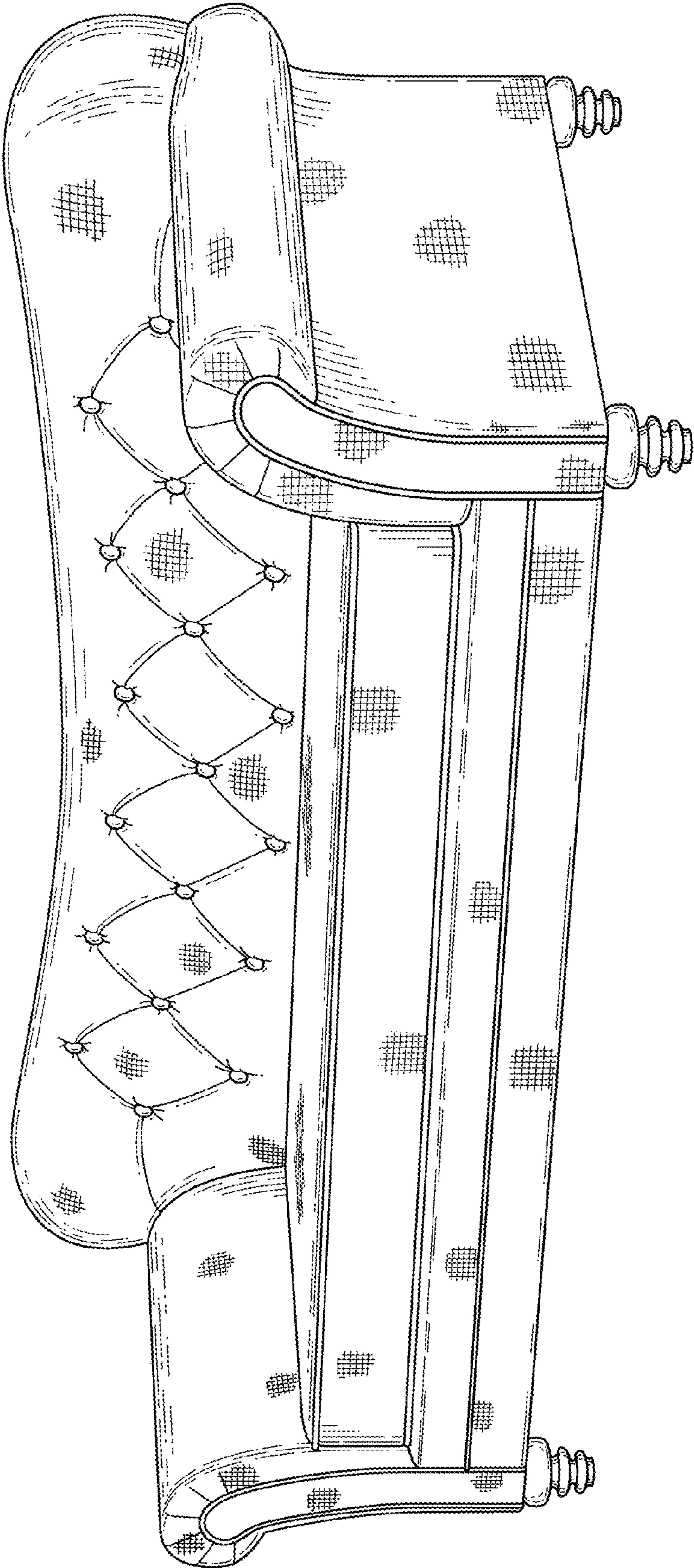


Fig. 1



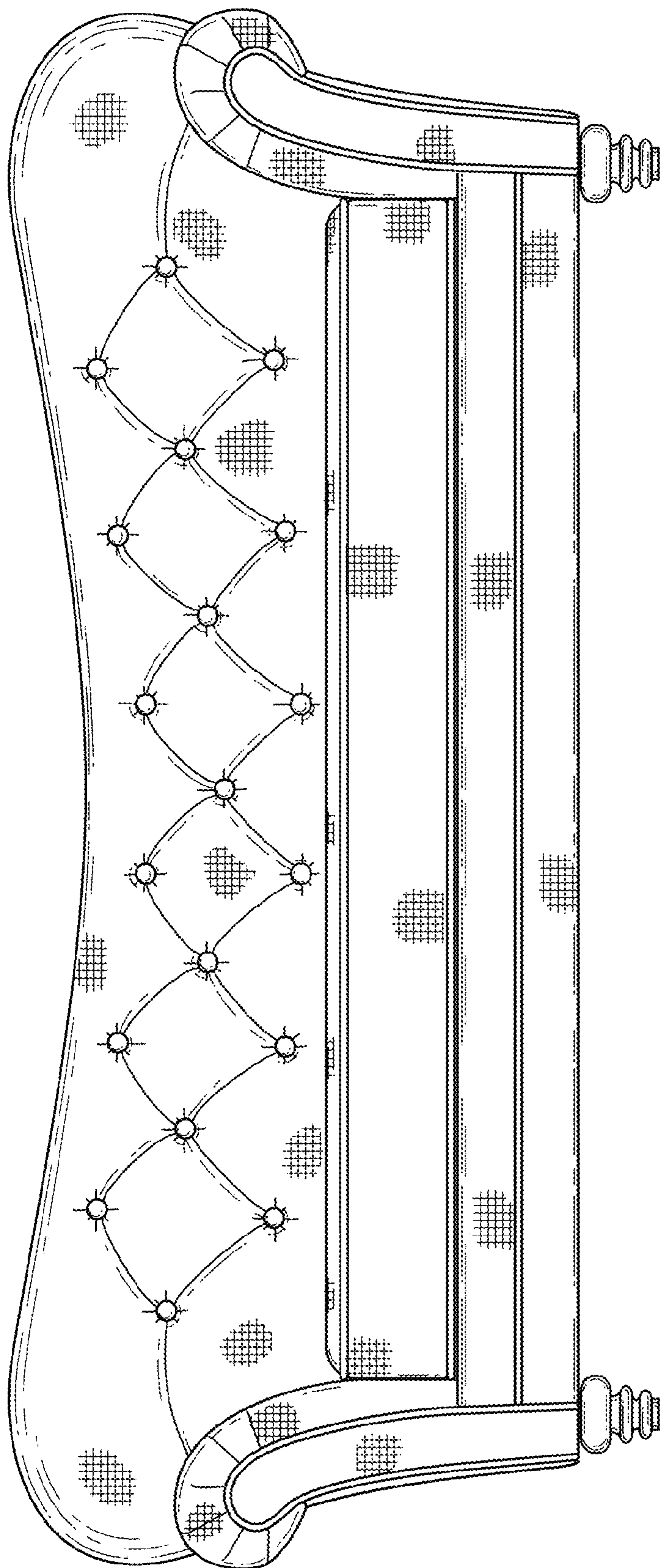


Fig. 2

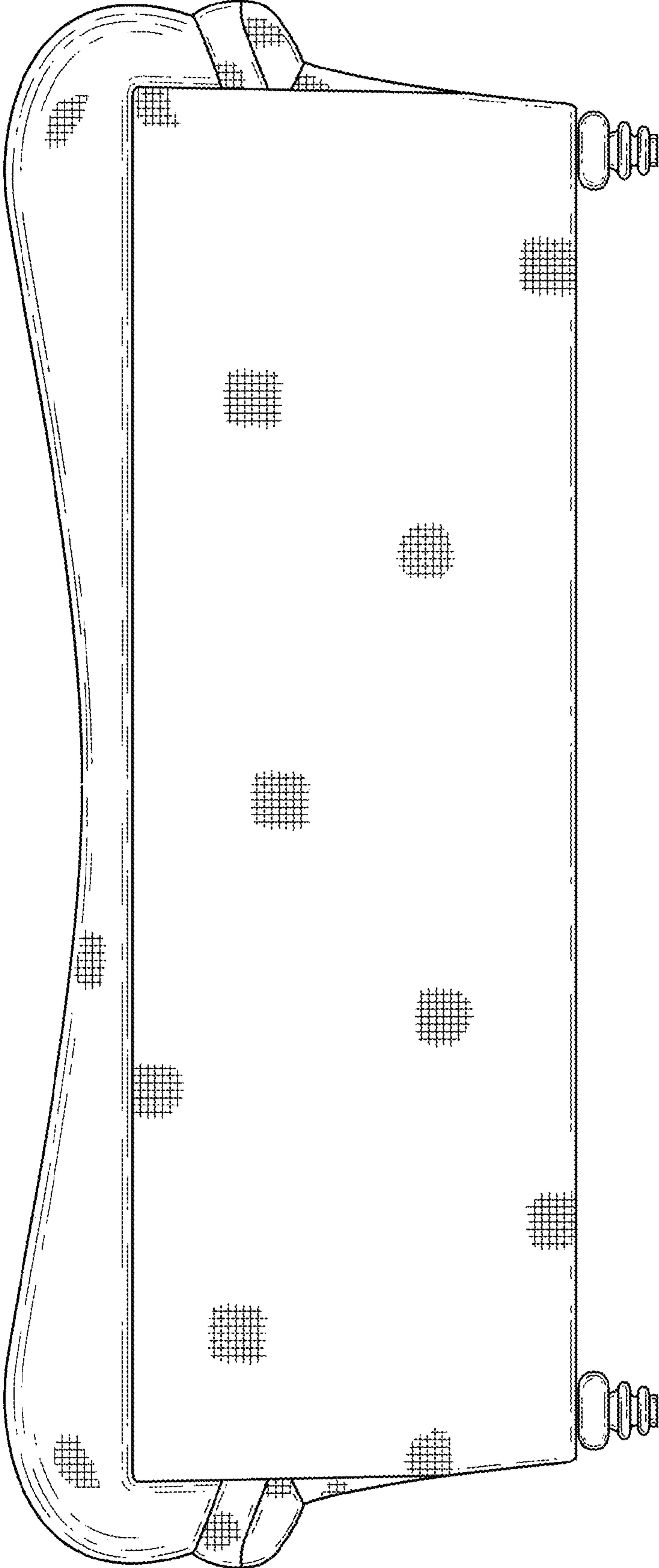


Fig. 3

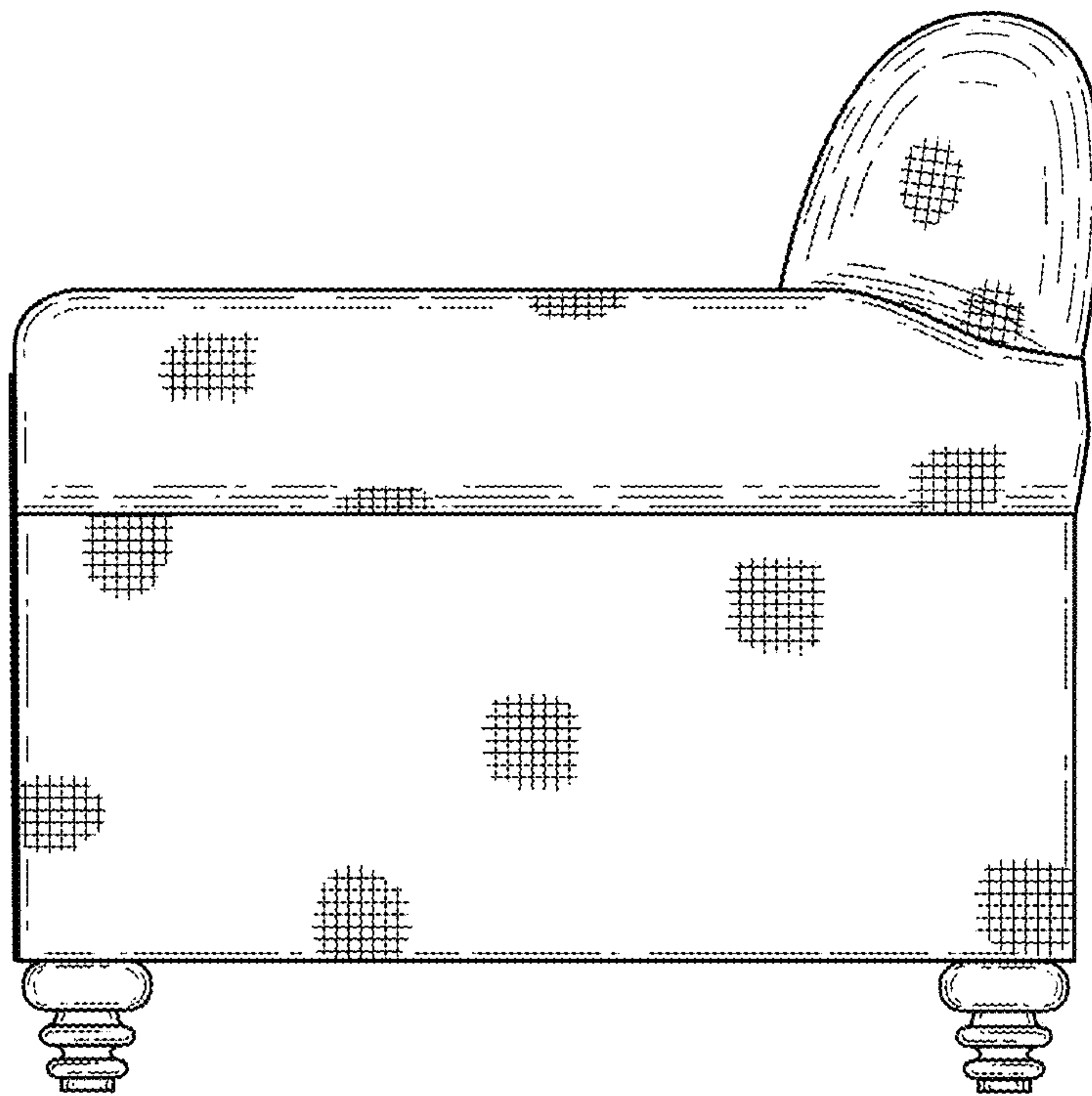


Fig. 4

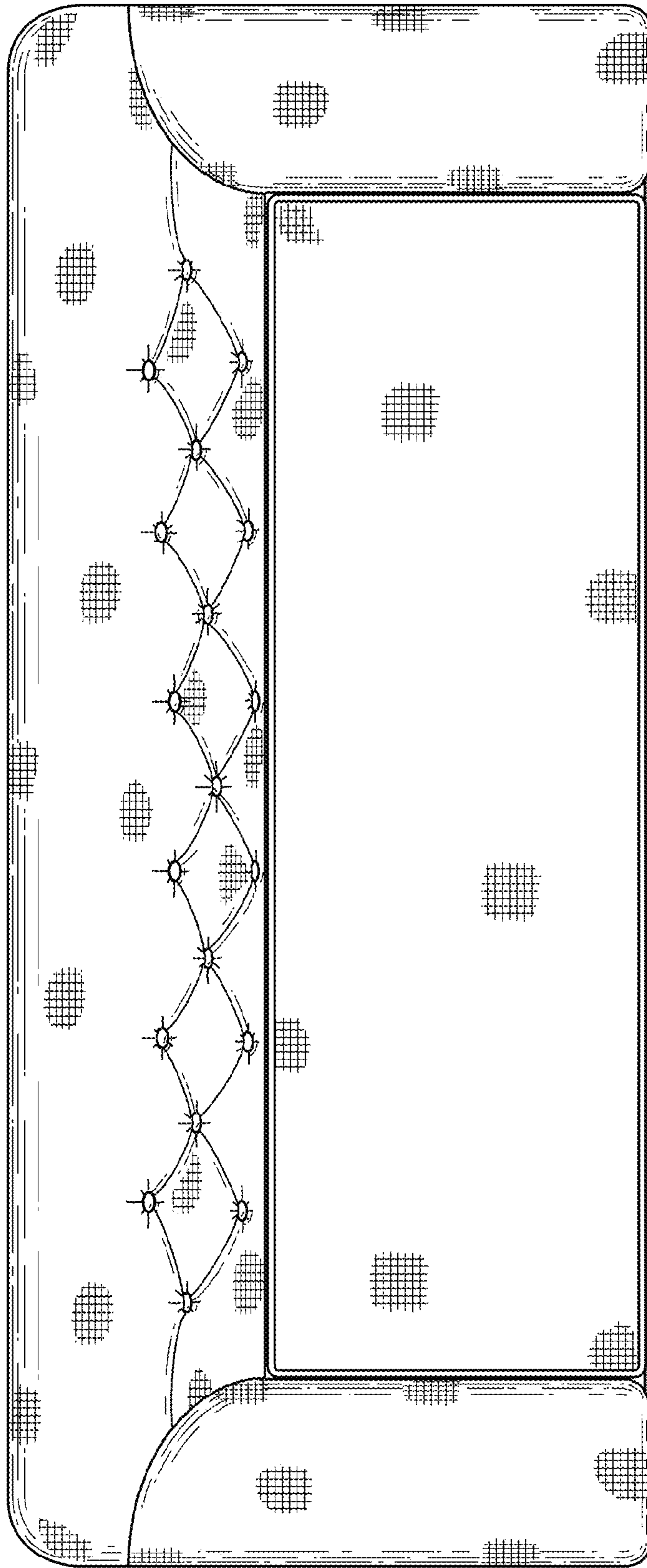


Fig. 5




Fig. 6