



US00D741075S

(12) **United States Design Patent**
Lawson et al.

(10) **Patent No.:** **US D741,075 S**
(45) **Date of Patent:** **** Oct. 20, 2015**

(54) **SEATING FOR A TRANSPORT VEHICLE**

(71) Applicant: **Etihad Airways**, Abu Dhabi (AE)

(72) Inventors: **Nigel Lawson**, Sevenoaks (GB);
Anthony Harcup, Surrey (GB); **Ian Dryburgh**, Hants (GB)

(73) Assignee: **ETIHAD AIRWAYS**, Abu Dhabi (AE)

(**) Term: **14 Years**

(21) Appl. No.: **29/469,786**

(22) Filed: **Oct. 15, 2013**

(30) **Foreign Application Priority Data**

Apr. 15, 2013 (EM) 002220285

(51) **LOC (10) Cl.** **06-01**

(52) **U.S. Cl.**
USPC **D6/356; D6/338**

(58) **Field of Classification Search**
USPC D6/335, 336, 337, 338, 640, 643, 643.1,
D6/644, 406.1, 406.2, 406.3, 356; 297/94,
297/118, 232, 45.1, 448.1, DIG. 7, DIG. 2;
D12/318, 345, 415, 416; D25/16
CPC A47C 17/00; A47C 17/02; A47C 17/12;
A47C 17/18; A47C 7/021; A47C 31/00;
A47C 3/16

See application file for complete search history.

(56) **References Cited**

U.S. PATENT DOCUMENTS

D98,628 S * 2/1936 Stark et al. D6/337
D114,063 S * 4/1939 Gerardy et al. D6/337
D421,593 S * 3/2000 Papaioannou et al. D12/345
D443,990 S * 6/2001 Beroth D6/356
D510,816 S * 10/2005 Lee D6/356
7,275,716 B2 10/2007 Saint-Jalmes
D558,993 S * 1/2008 Saint-Jalmes et al. D6/357

7,354,018 B2 4/2008 Saint-Jalmes
7,419,214 B2 * 9/2008 Plant 297/245
D591,520 S * 5/2009 Orson et al. D6/356
7,607,612 B2 * 10/2009 Baatz et al. 244/118.6
D612,319 S * 3/2010 Bock D12/345
D623,578 S * 9/2010 Orson et al. D12/345
D643,797 S * 8/2011 Olliges D12/345
D661,116 S * 6/2012 Darbyshire D6/356
D696,033 S * 12/2013 Ersan et al. D6/356
D696,034 S * 12/2013 Ersan et al. D6/356
D696,524 S * 12/2013 Ersan et al. D6/356
8,662,447 B2 * 3/2014 Johnson et al. 244/118.6
D713,160 S * 9/2014 Roberts et al. D6/356
D715,066 S * 10/2014 Nicholas et al. D6/356
D718,945 S * 12/2014 Nicholas et al. D6/356
2004/0232283 A1 * 11/2004 Ferry et al. 244/118.6

(Continued)

FOREIGN PATENT DOCUMENTS

DE 102005035752 A1 2/2007
DE 102006056898 A1 6/2008

(Continued)

Primary Examiner — Sandra Snapp

(74) *Attorney, Agent, or Firm* — Fredrikson & Byron, P.A.

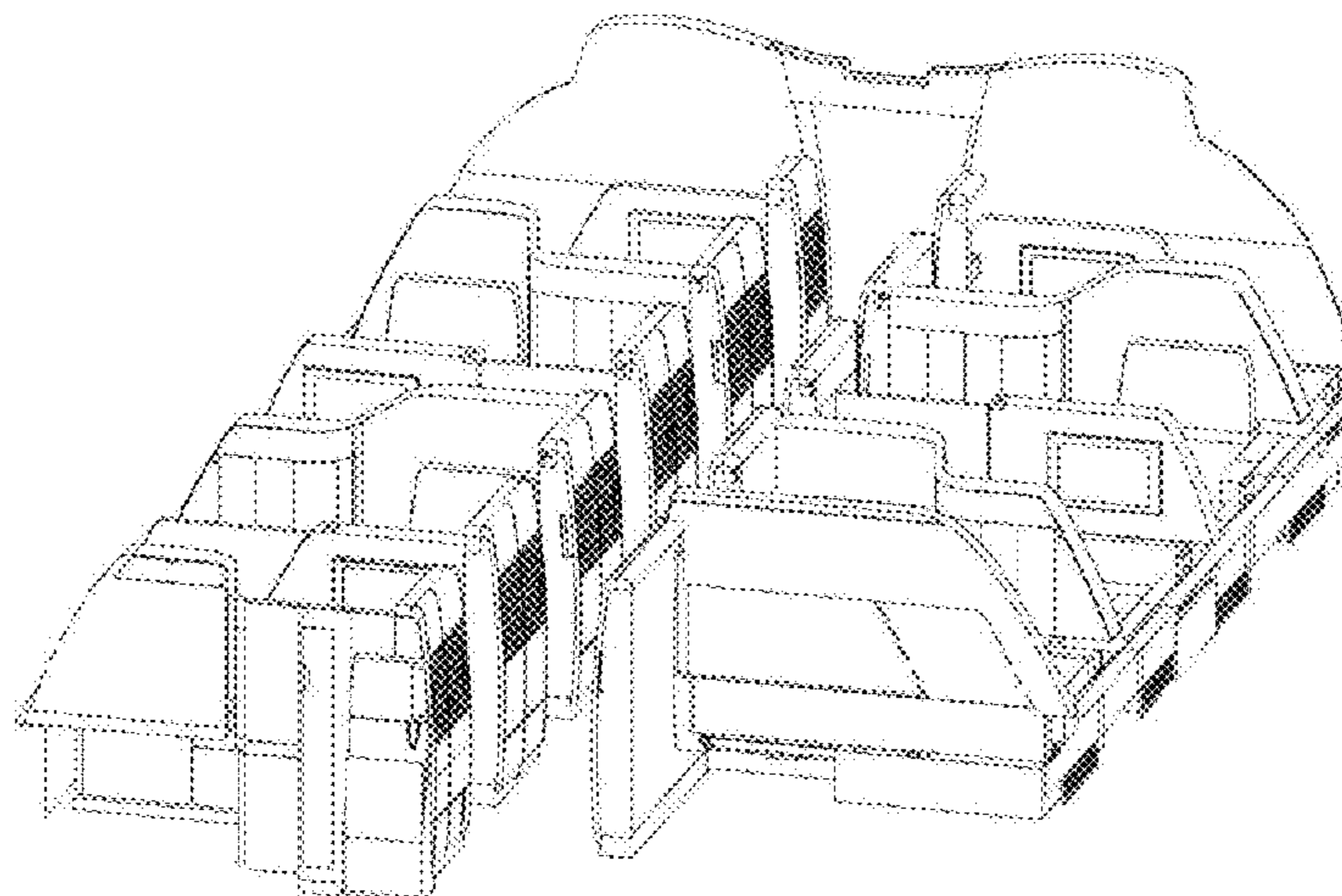
(57) **CLAIM**

We claim the ornamental design for a seating for a transport vehicle, as shown and described.

DESCRIPTION

FIG. 1 is a top perspective of our new design for a seating for a transport vehicle;
FIG. 2 is another top perspective view thereof;
FIG. 3 is a top view thereof;
FIG. 4 is a bottom view thereof;
FIG. 5 is a front view thereof;
FIG. 6 is a rear view thereof;
FIG. 7 is a side view thereof; and,
FIG. 8 is an opposite side view thereof.

1 Claim, 8 Drawing Sheets



(56)

References Cited

U.S. PATENT DOCUMENTS

2006/0097553 A1 5/2006 Spurlock et al.
2009/0146005 A1* 6/2009 Bettell 244/118.6
2010/0038484 A1 2/2010 Ersan
2010/0038485 A1 2/2010 Harcup
2010/0065683 A1 3/2010 Darbyshire
2010/0065684 A1 3/2010 Ruiter et al.
2011/0169306 A1 7/2011 Thompson
2011/0210204 A1 9/2011 Collins et al.
2012/0318918 A1 12/2012 Johnson et al.

GB 2362095 A 11/2001
WO 9618537 A1 6/1996
WO 0021831 A2 4/2000
WO 03013903 A1 2/2003
WO 2005080196 A1 9/2005
WO 2007024776 A2 3/2007
WO 2007124398 A2 11/2007
WO 2008122762 A1 10/2008
WO 2009073244 A1 6/2009
WO 2009120308 A2 10/2009
WO 2010018367 A2 2/2010
WO 2010109406 A1 3/2010
WO 2011030006 A1 3/2011

FOREIGN PATENT DOCUMENTS

EP 1364874 A1 11/2003
EP 1916925 A2 5/2008

* cited by examiner

FIG. 1

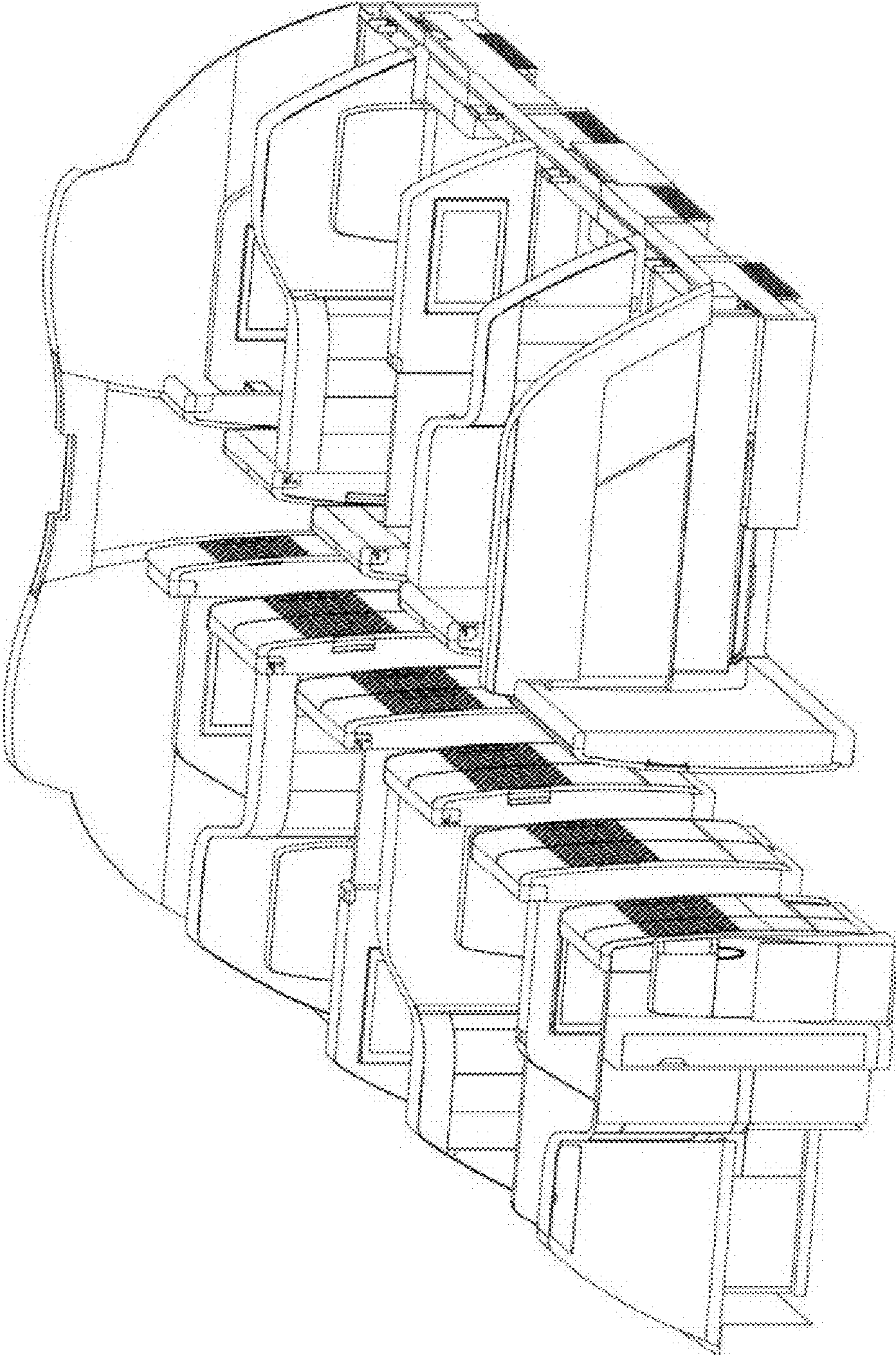


FIG. 2

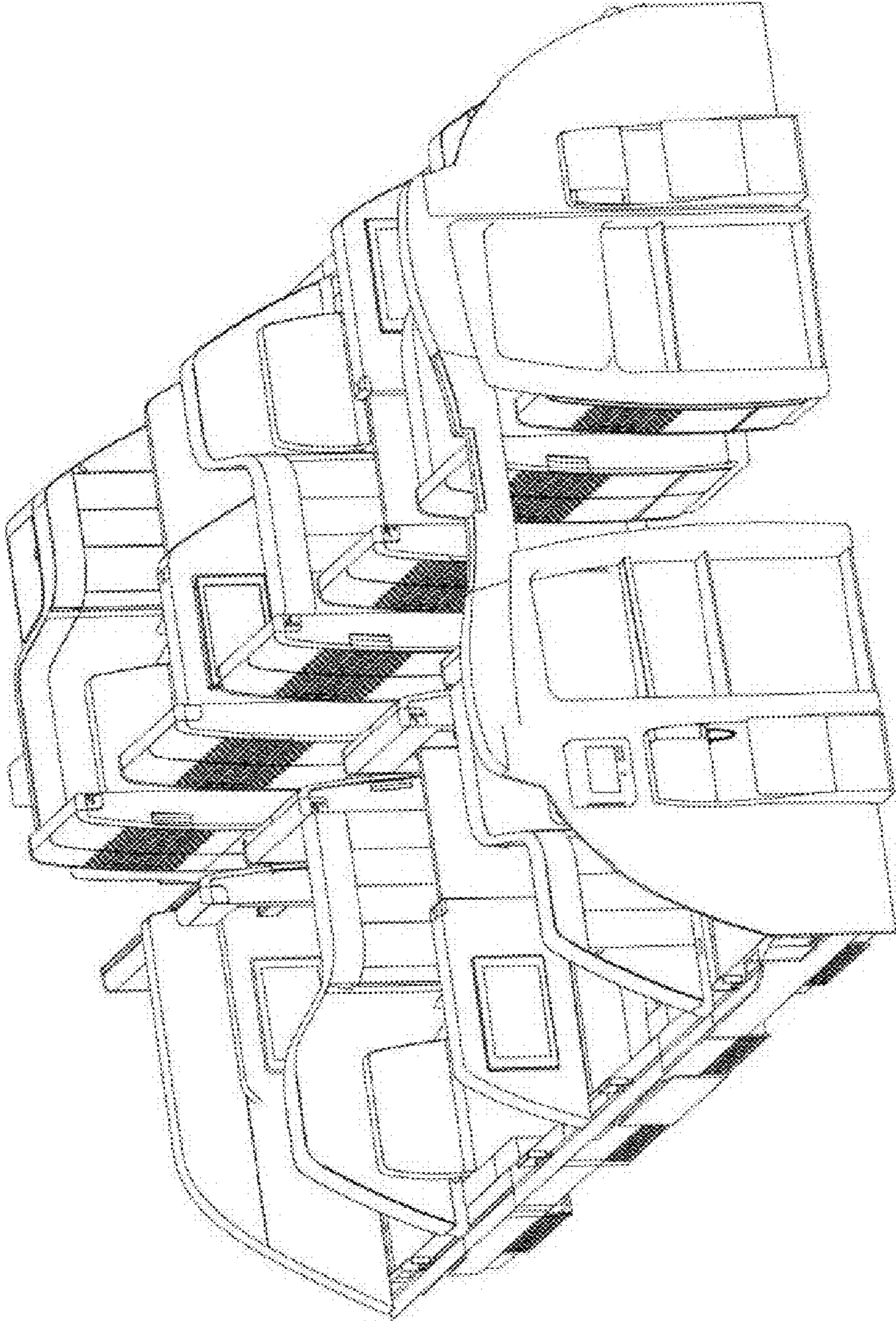


FIG. 3

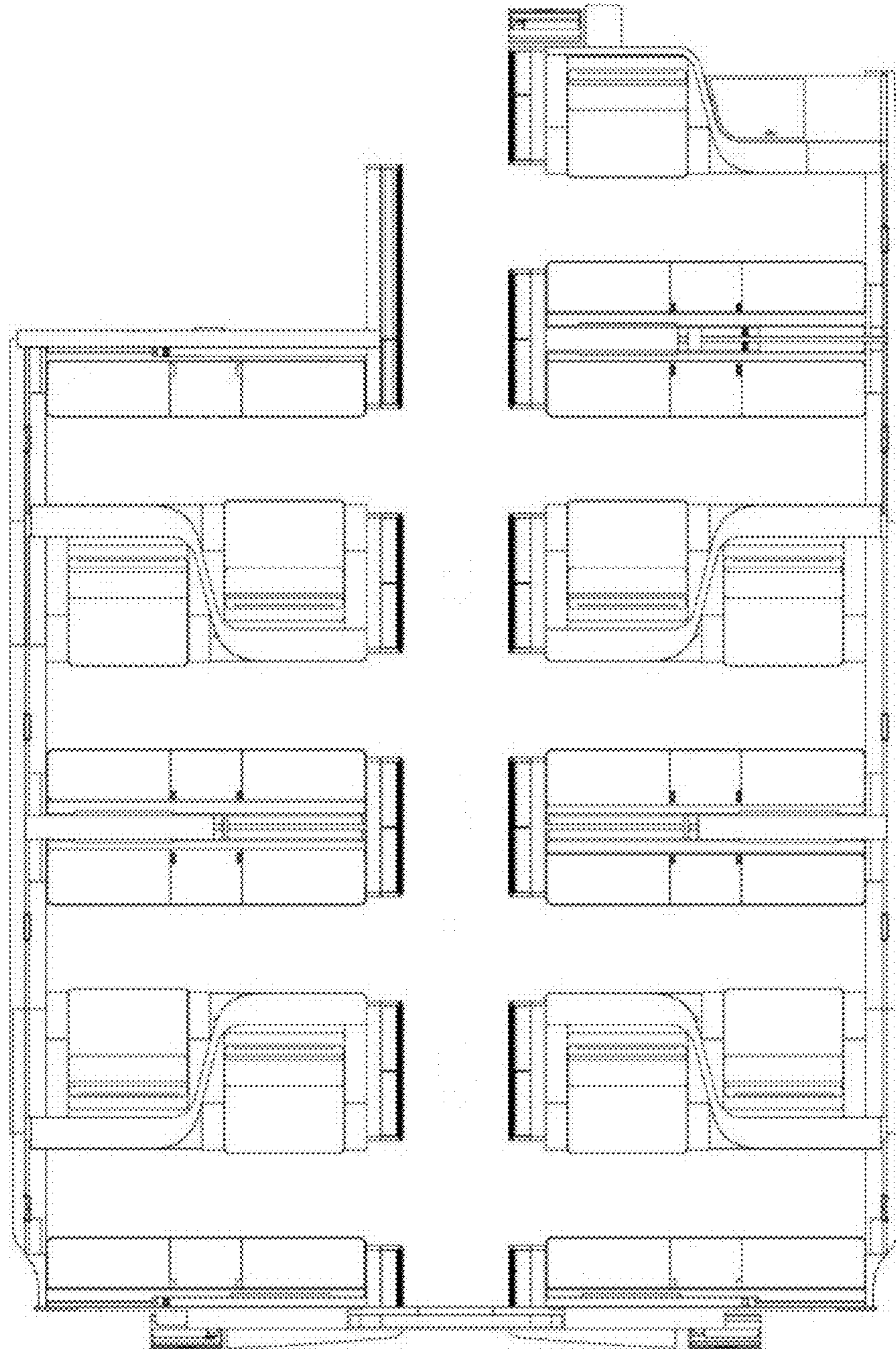


FIG. 4

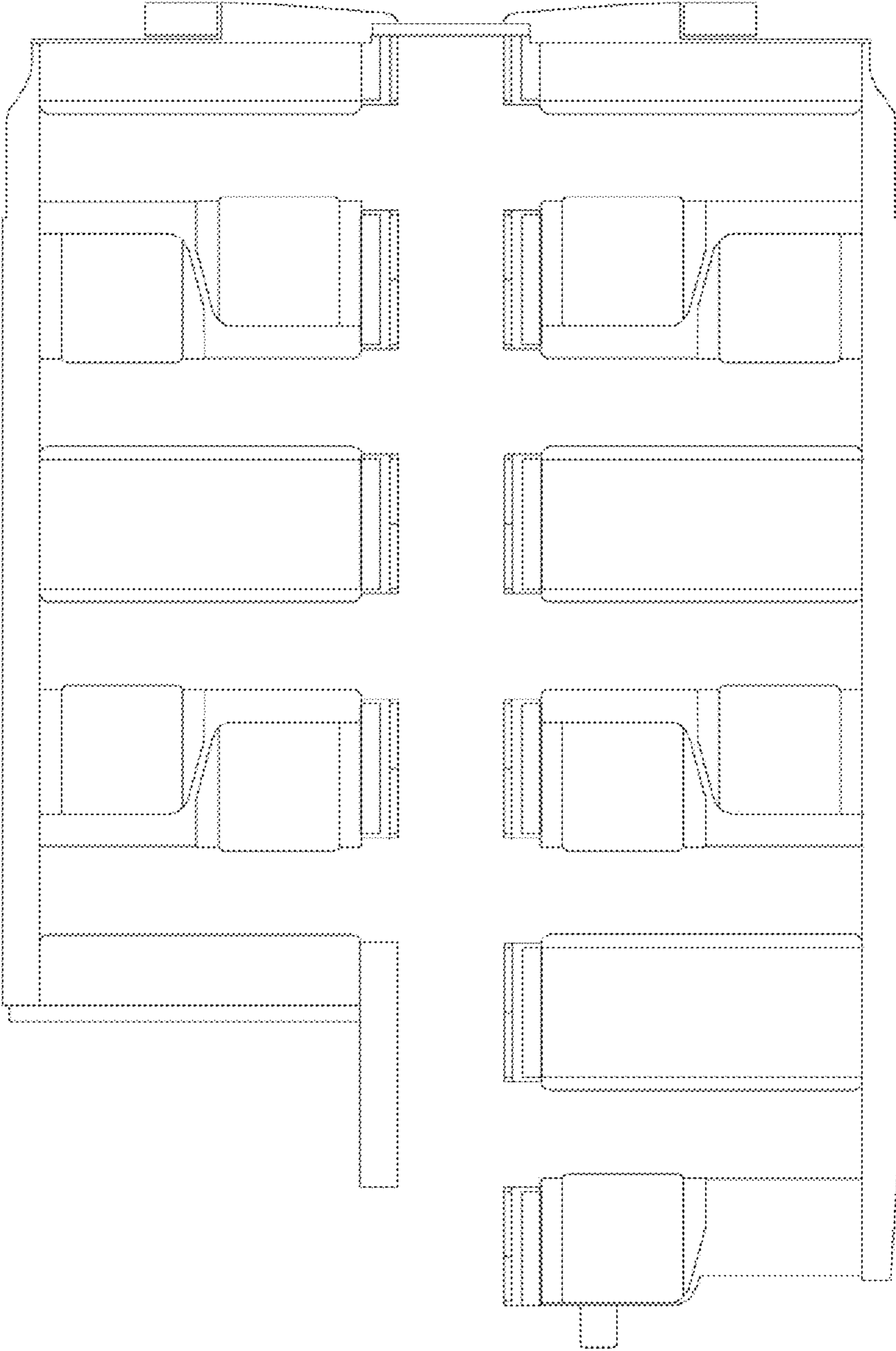


FIG. 5

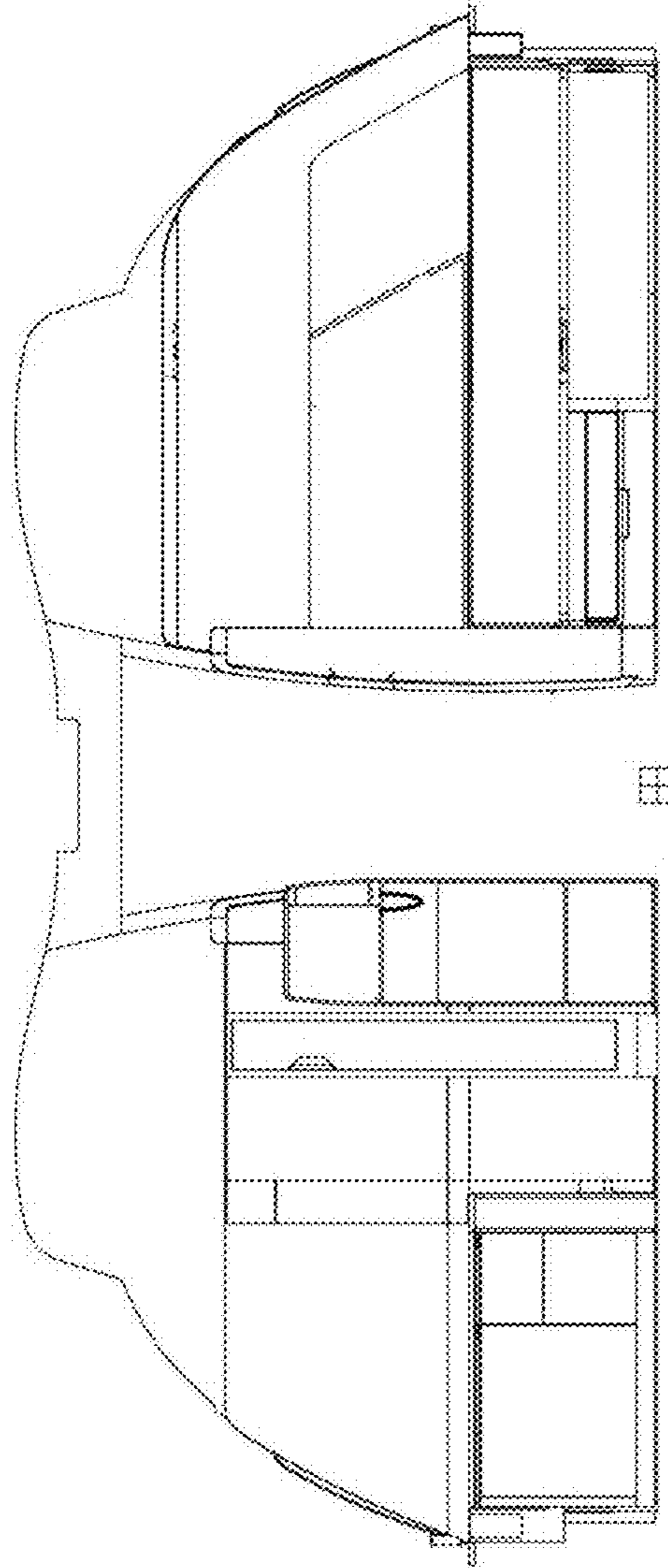


FIG. 6

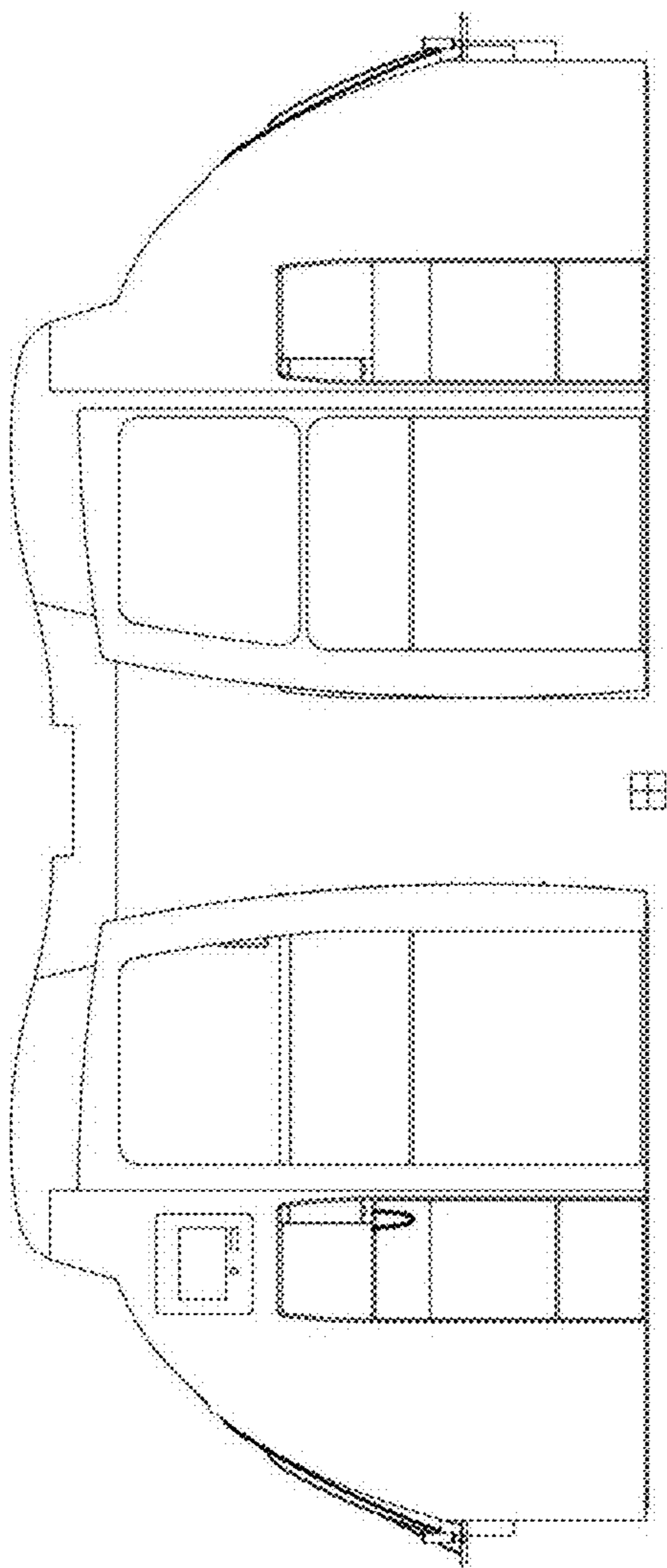
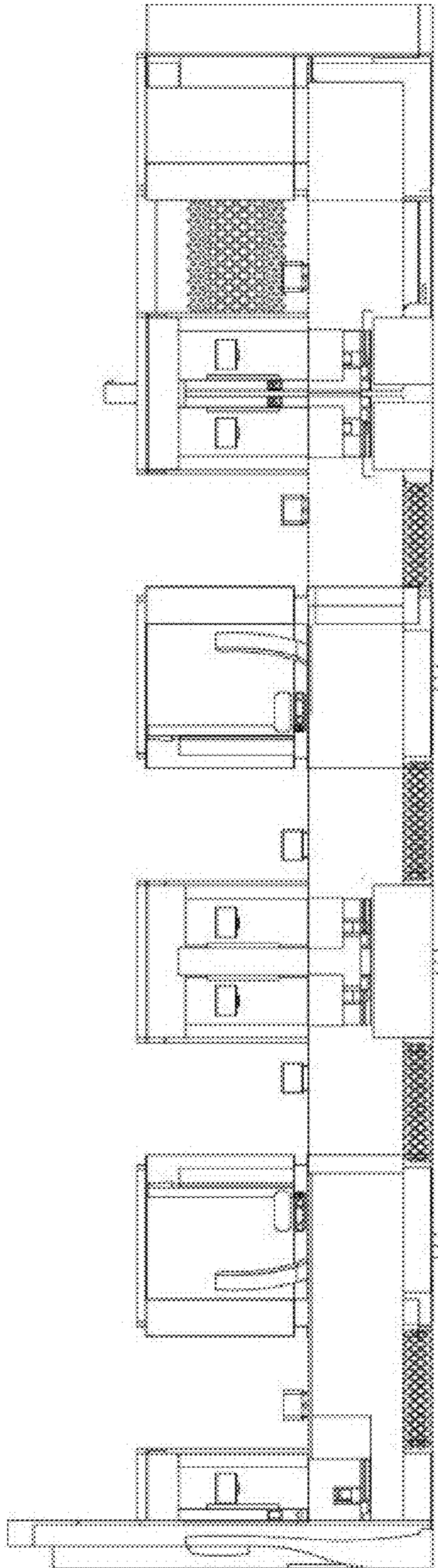


FIG. 7



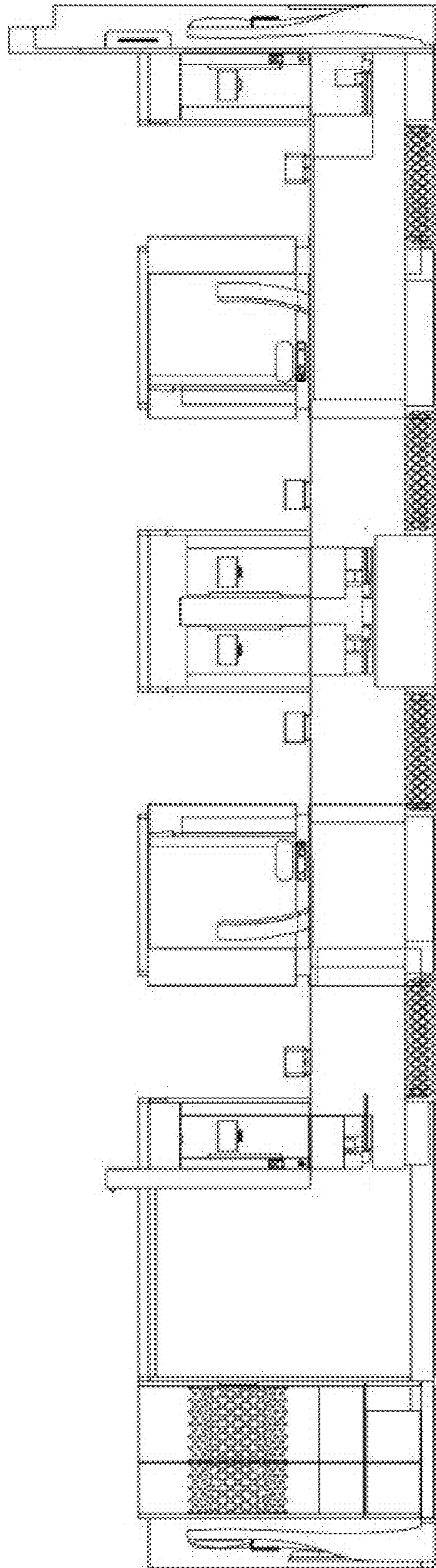


FIG. 8