



US00D741068S

(12) **United States Design Patent**
Frazier

(10) **Patent No.:** **US D741,068 S**

(45) **Date of Patent:** **** Oct. 20, 2015**

(54) **APPLICATOR**

(76) Inventor: **Thomas G. Frazier**, Doylestown, PA
(US)

(**) Term: **14 Years**

(21) Appl. No.: **29/425,841**

(22) Filed: **Jun. 27, 2012**

(51) **LOC (10) Cl.** **04-01**

(52) **U.S. Cl.**

USPC **D4/114**; D4/127; D4/137; D28/7

(58) **Field of Classification Search**

USPC D4/114, 127, 128, 137, 138; D24/133,
D24/152; D28/7; D32/35, 45, 51, 52;
15/209.1, 210.1, 211, 214, 244.1;
401/132–135, 183–185, 196, 206, 261,
401/266; D19/70, 71, 162; 132/317, 318,
132/320

CPC A46B 11/00; A46B 11/0003; A46B
11/0006; A46B 11/0041; A46B 11/0075;
A46B 11/0079; A45D 34/04; A45D 34/041;
A45D 34/042; A45D 2200/1009; A45D
2200/1018; A61M 35/00; A61M 35/003;
A61M 35/006; B05C 17/00

See application file for complete search history.

(56) **References Cited**

U.S. PATENT DOCUMENTS

211,104 A * 1/1879 Mulford 401/183
475,693 A * 5/1892 MacPhail 401/207
823,298 A * 6/1906 Smith 401/183
1,607,768 A * 11/1926 Meusel 401/41
1,633,424 A * 6/1927 Themak 215/12.1

3,370,909 A * 2/1968 Schwartzman 401/206
D379,230 S * 5/1997 Mark D24/152
6,238,120 B1 * 5/2001 Mark 401/265
D443,930 S * 6/2001 Nestenborg D24/141
6,585,511 B2 * 7/2003 Dragan et al. 433/90
6,786,667 B1 * 9/2004 Thomas et al. 401/134
D669,981 S * 10/2012 Ruiz et al. D24/133

FOREIGN PATENT DOCUMENTS

FR 2972336 A1 * 9/2012 A45D 34/02
JP 2001260594 A * 9/2001 B43L 19/00

* cited by examiner

Primary Examiner — Melanie H Tung

Assistant Examiner — Lavone D Tabor

(74) *Attorney, Agent, or Firm* — John F. A. Earley, III; Frank
J. Bonini, Jr.; Harding, Earley, Follmer & Frailey, P.C.

(57) **CLAIM**

The ornamental design for an applicator, substantially as
shown and described.

DESCRIPTION

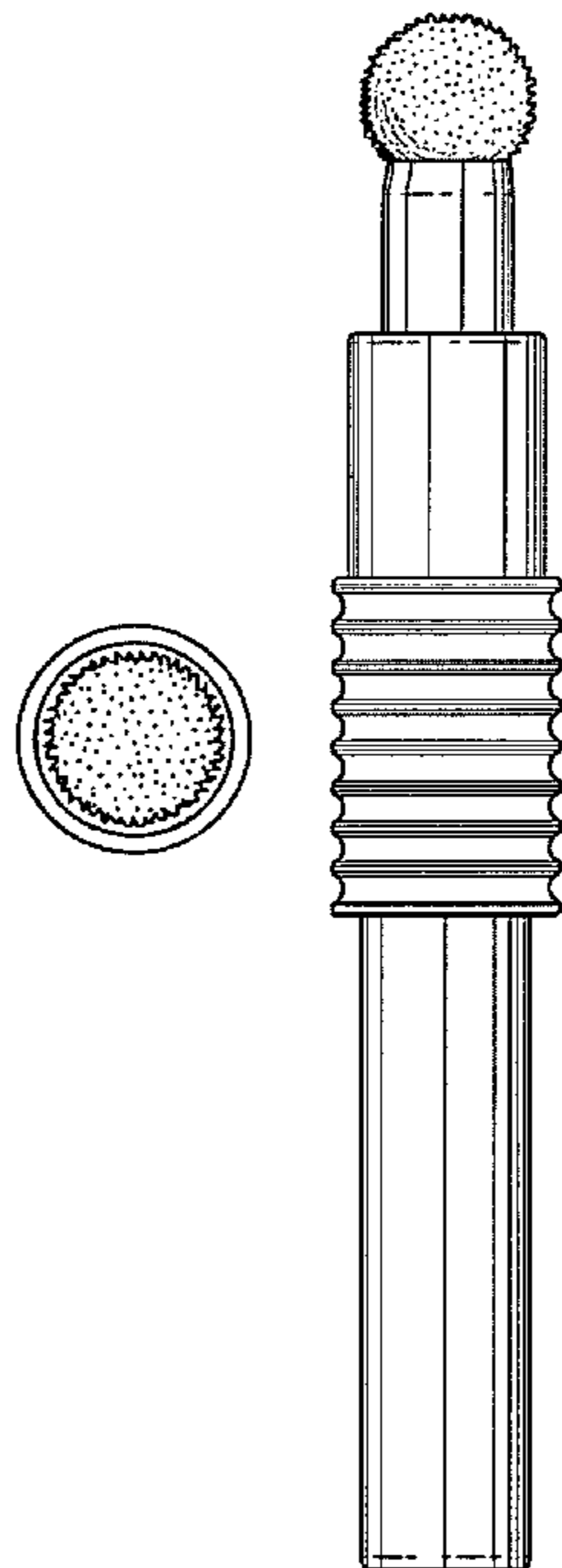
FIG. 1 is a view in perspective of an applicator showing my
new design;

FIG. 2 is a top plan view of the applicator shown in FIG. 1;
and,

FIG. 3 is a front elevational view of the applicator shown in
FIG. 1, the right side, left side, and rear elevational views
being identical thereto.

The nature of this product is an applicator used for dispensing
and applying a fluid to a surface.

1 Claim, 1 Drawing Sheet



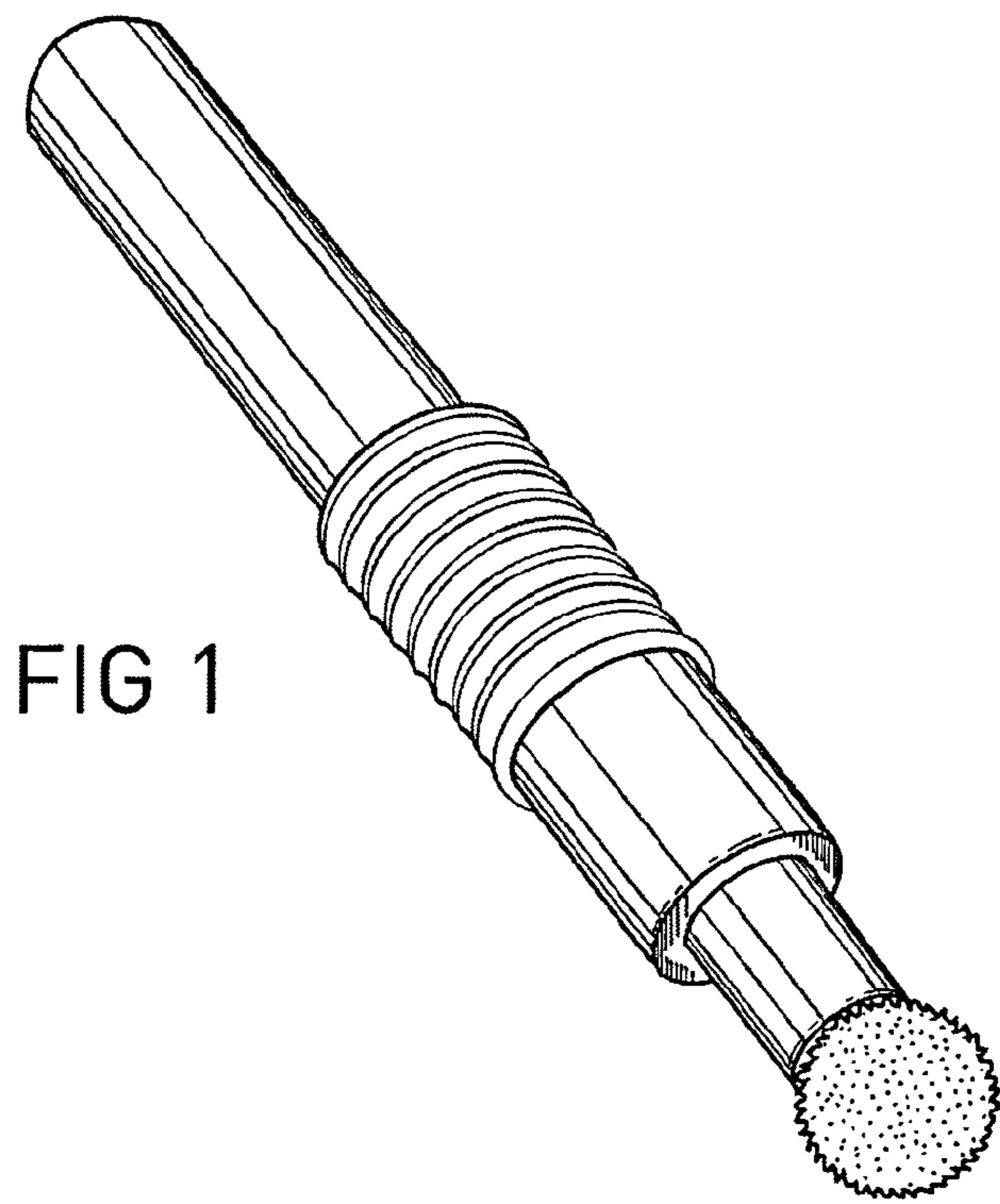


FIG 1

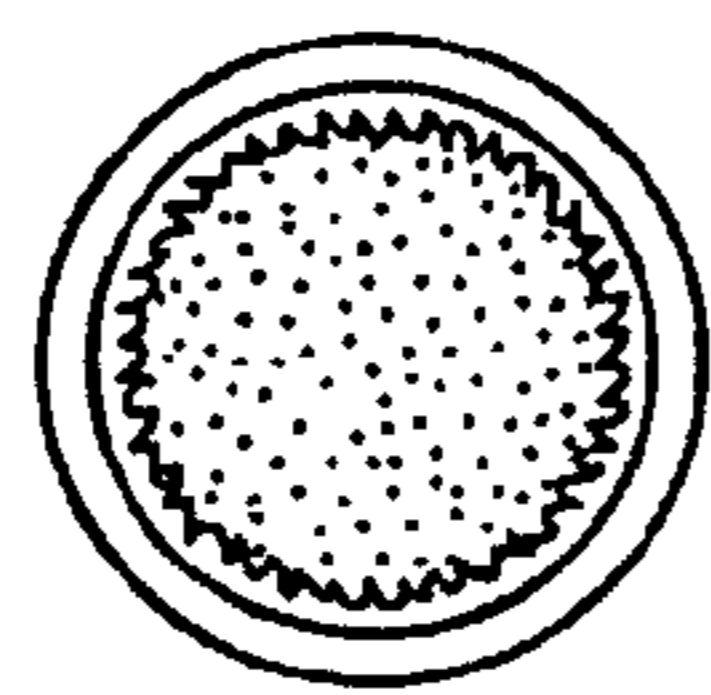


FIG 2




FIG 3