



US00D741061S

(12) **United States Design Patent**
Gordon

(10) **Patent No.:** **US D741,061 S**
(45) **Date of Patent:** **** Oct. 20, 2015**

(54) **EYEGLOSS/ACCESSORY HOLDER**

(71) Applicant: **Graeme Gordon**, Tampa, FL (US)

(72) Inventor: **Graeme Gordon**, Tampa, FL (US)

(**) Term: **14 Years**

(21) Appl. No.: **29/476,668**

(22) Filed: **Dec. 16, 2013**

(51) **LOC (10) Cl.** **03-01**

(52) **U.S. Cl.**
USPC **D3/266**

(58) **Field of Classification Search**
USPC D3/207, 215, 219, 229, 263–268, 301,
D3/271.2; D12/417; D16/330, 339; 24/3.3,
24/3.7, 3.8; 206/5, 5.1, 6; 248/902;
351/112, 155; D8/365, 367, 370–372;
D6/323
CPC A45C 11/04; A47F 7/02; A47F 7/021
See application file for complete search history.

(56) **References Cited**

U.S. PATENT DOCUMENTS

D31,177 S *	7/1899	Updike	D6/323
D42,105 S *	1/1912	Dugray	D8/367
D55,483 S *	6/1920	Okamura	D8/367
D152,254 S *	1/1949	Gallo	D3/266
D176,969 S *	2/1956	Adams	D3/266
D178,712 S *	9/1956	Willis	D3/266
2,884,220 A *	4/1959	Manley	248/316.8
D206,097 S *	10/1966	Nelswanger	D3/266
D259,016 S *	4/1981	Einhorn	D8/367
D259,019 S *	4/1981	Einhorn	D8/367
D261,205 S *	10/1981	Shames et al.	D8/367
D262,361 S *	12/1981	Rohr	D11/159
D275,527 S *	9/1984	Gee	D3/215
4,702,451 A *	10/1987	Salazar et al.	248/309.1
D292,595 S *	11/1987	Tanaka	D12/417
D305,340 S *	1/1990	Stein	D3/266
D323,266 S *	1/1992	Caya	D7/517
D324,302 S *	3/1992	Schneck	D3/271.2
D328,085 S *	7/1992	Rickabus	D3/266

D337,695 S *	7/1993	Vogel	D7/516
5,235,727 A *	8/1993	McCloskey	24/3.3
D359,621 S *	6/1995	Spangler	D3/318
D403,294 S *	12/1998	Baldwin et al.	D12/417
D403,295 S *	12/1998	Baldwin et al.	D12/417
6,135,407 A *	10/2000	Havis et al.	248/309.1
D448,654 S *	10/2001	Snell	D8/367
D479,428 S *	9/2003	Geary	D6/631
D495,945 S *	9/2004	Fahy et al.	D8/368
D496,257 S *	9/2004	Fields	D8/367
D569,101 S	5/2008	Wang et al.	
D581,258 S *	11/2008	Portz	D8/367
D627,570 S *	11/2010	Simmons	D6/323
D641,228 S *	7/2011	Qiblawi et al.	D8/367
D707,111 S *	6/2014	Callif et al.	D8/367
D707,113 S *	6/2014	Schraufnagel et al.	D8/367
8,777,020 B2 *	7/2014	Winig et al.	211/85.1
D716,134 S *	10/2014	Pan et al.	D8/372

* cited by examiner

Primary Examiner — T. Chase Nelson

(74) *Attorney, Agent, or Firm* — Renner, Otto, Boisselle & Sklar, LLP

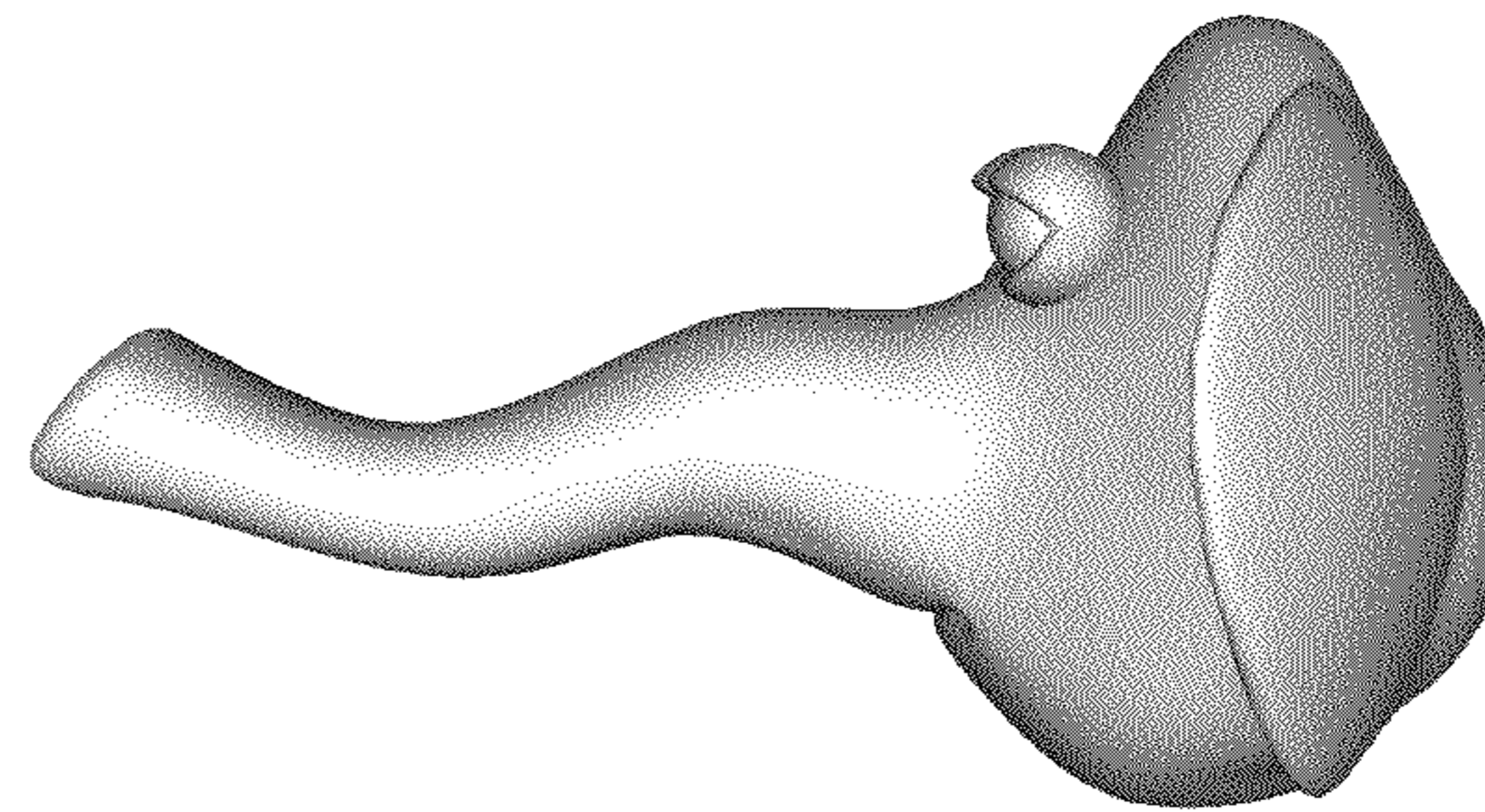
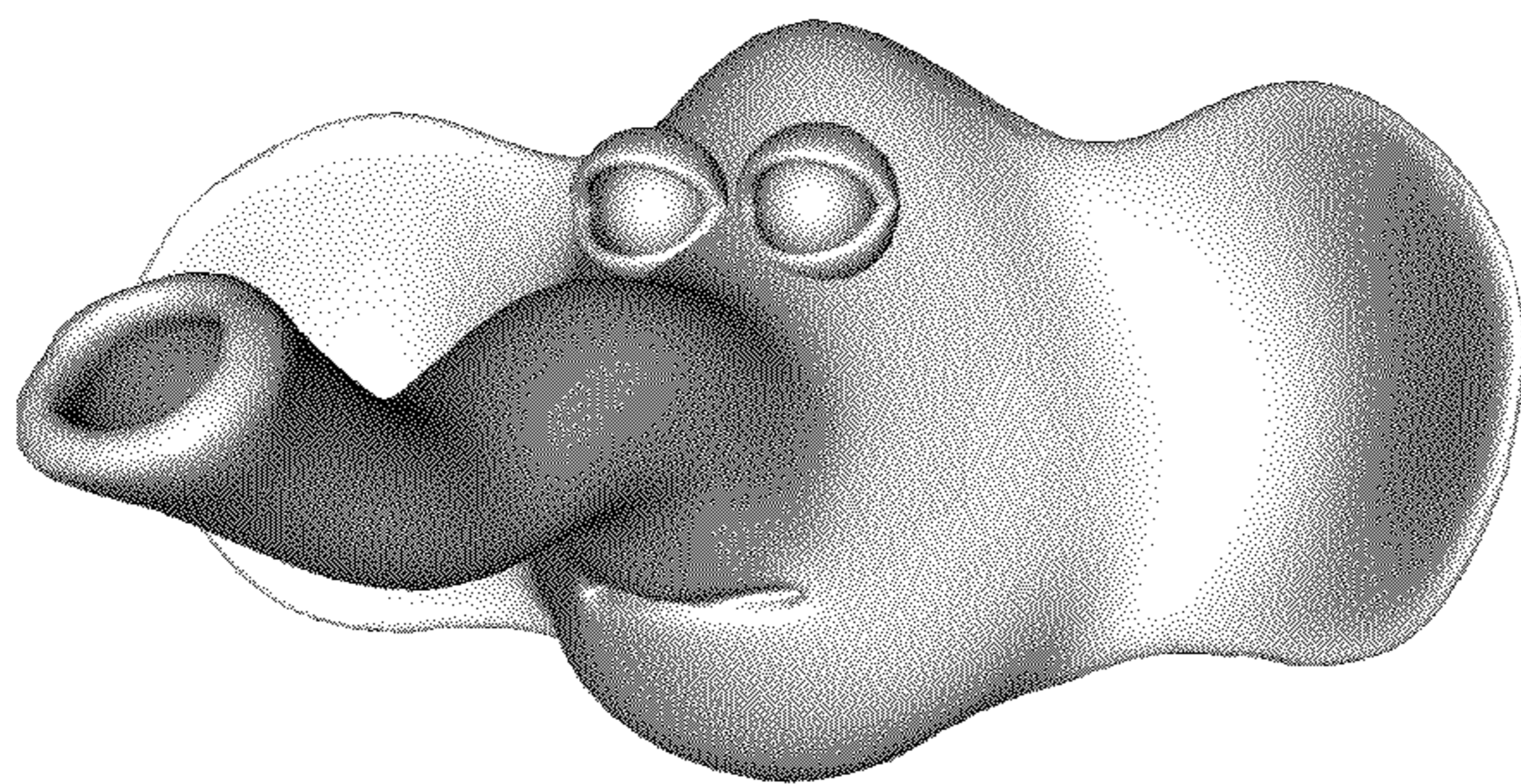
(57) **CLAIM**

The ornamental design for an eyeglass/accessory holder, as shown and described.

DESCRIPTION

FIG. 1 is a perspective view of an eyeglass/accessory holder showing my new design.
FIG. 2 is a front view thereof.
FIG. 3 is a left side view thereof, the opposite side being a mirror image.
FIG. 4 is a top view thereof.
FIG. 5 is a bottom view thereof; and,
FIG. 6 is a back view thereof.
Surface shading is shown using rendered gray-scale throughout the drawing figures.
The broken lines forming a curvilinear shape in FIG. 6 represent internal boundaries of the claimed design and form no part thereof.

1 Claim, 3 Drawing Sheets



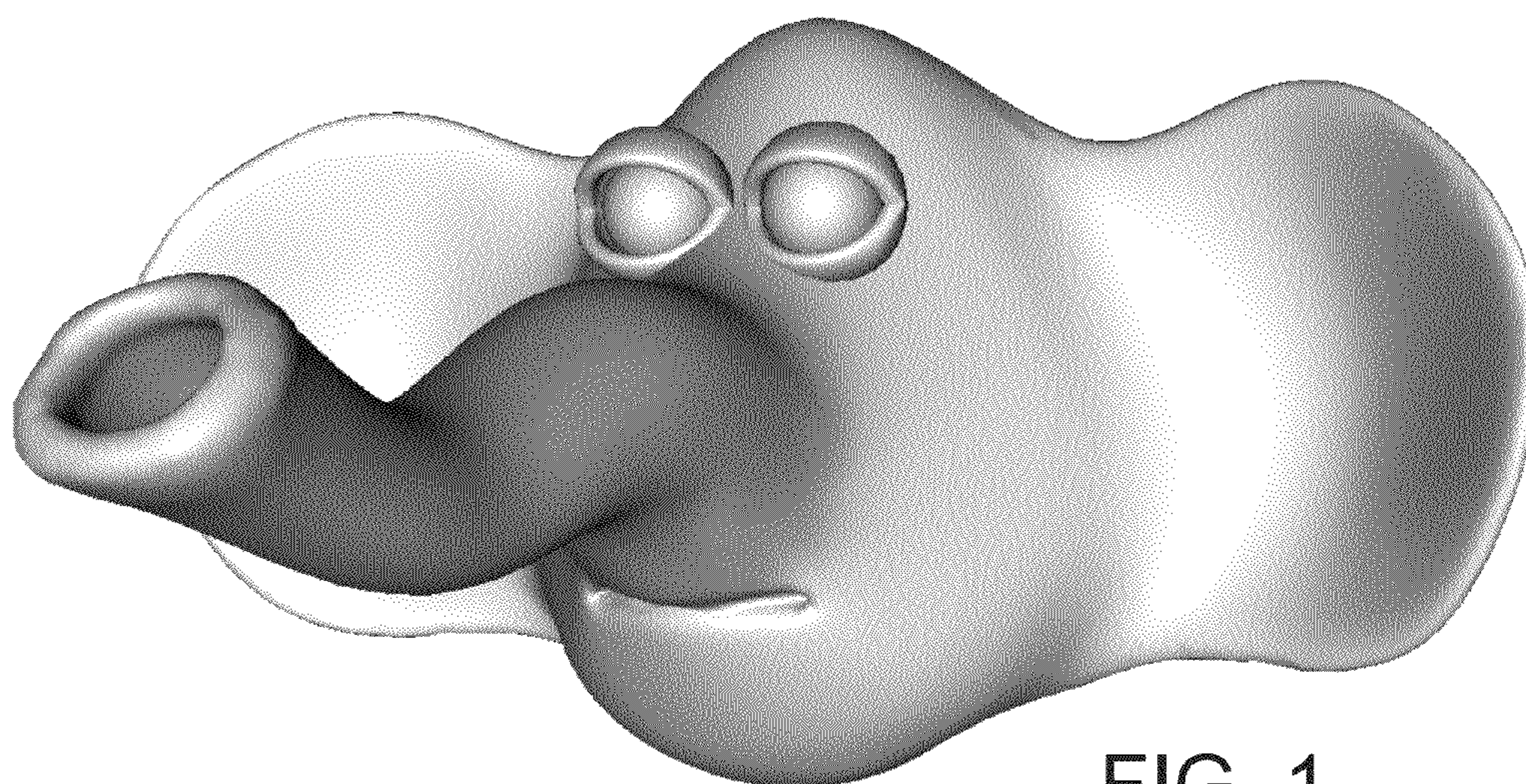


FIG. 1

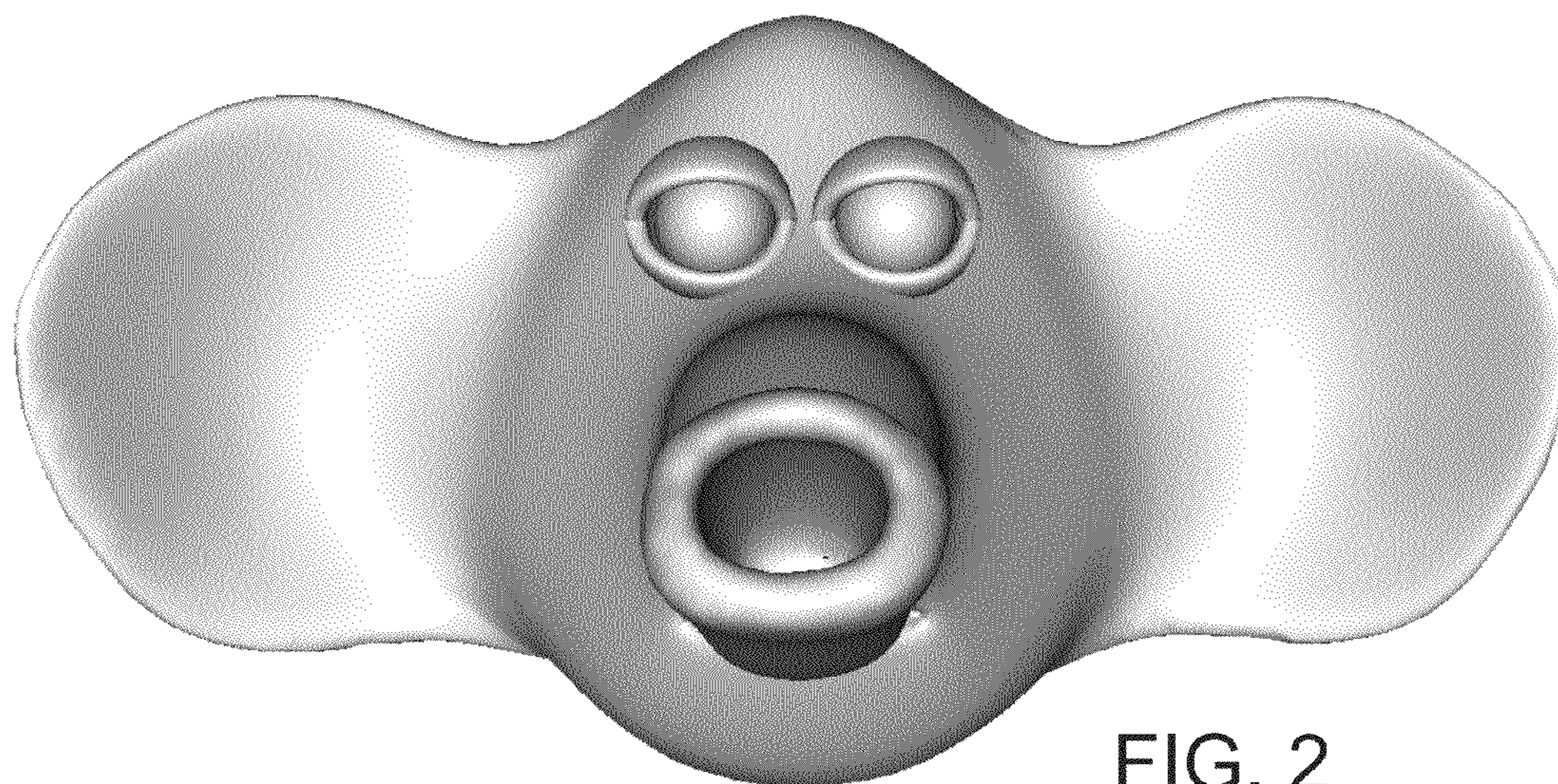


FIG. 2

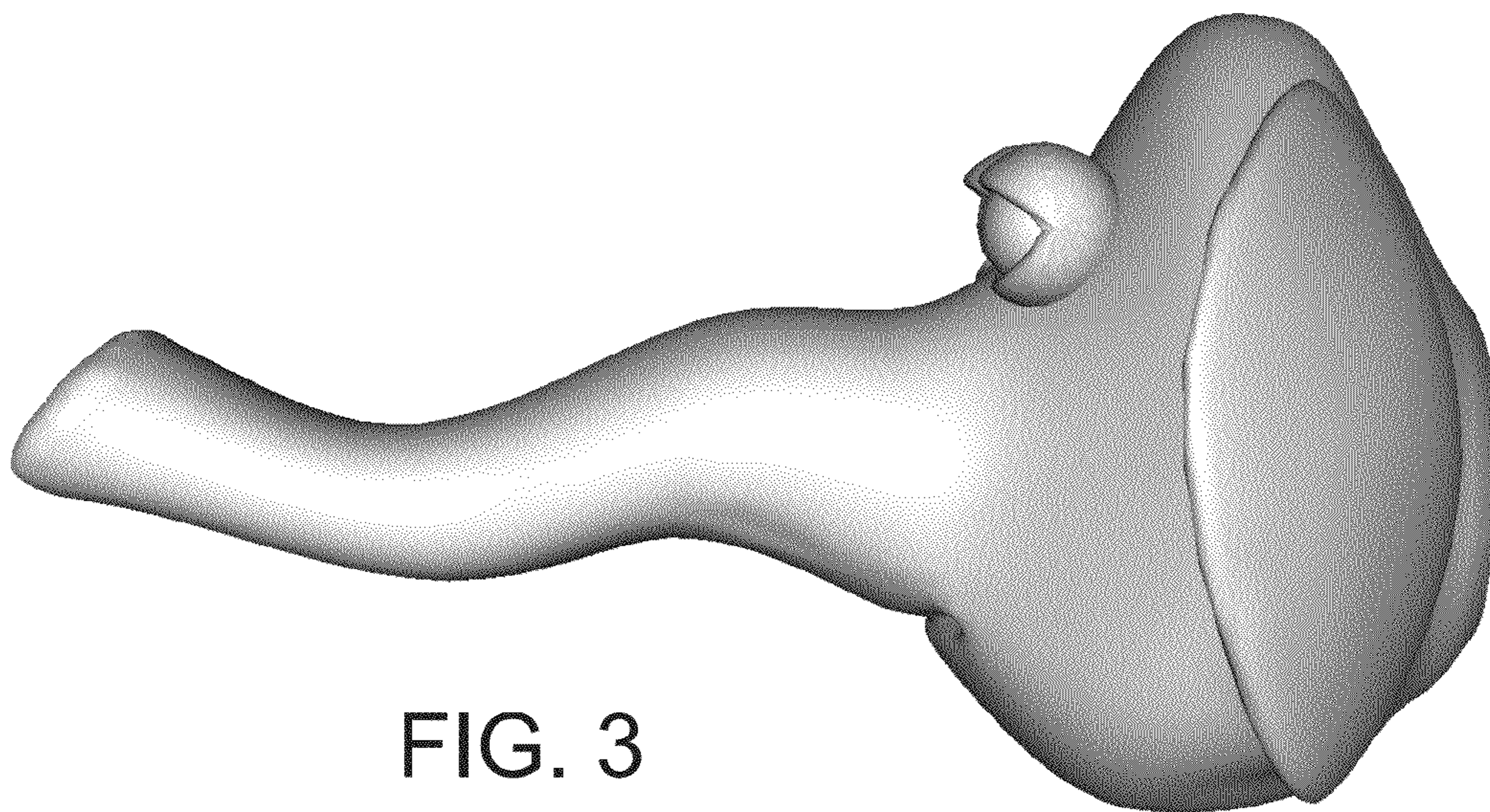


FIG. 3

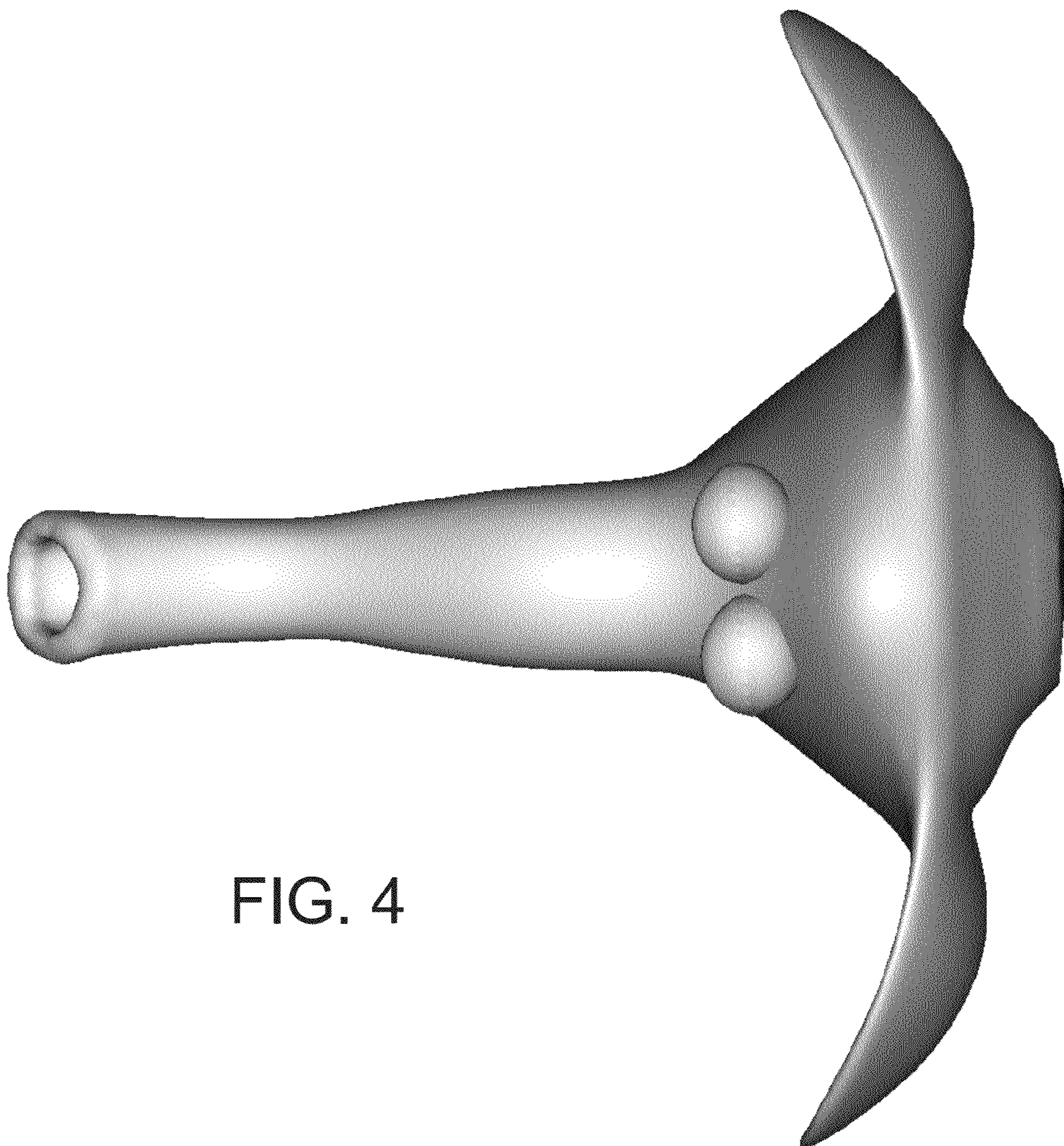


FIG. 4

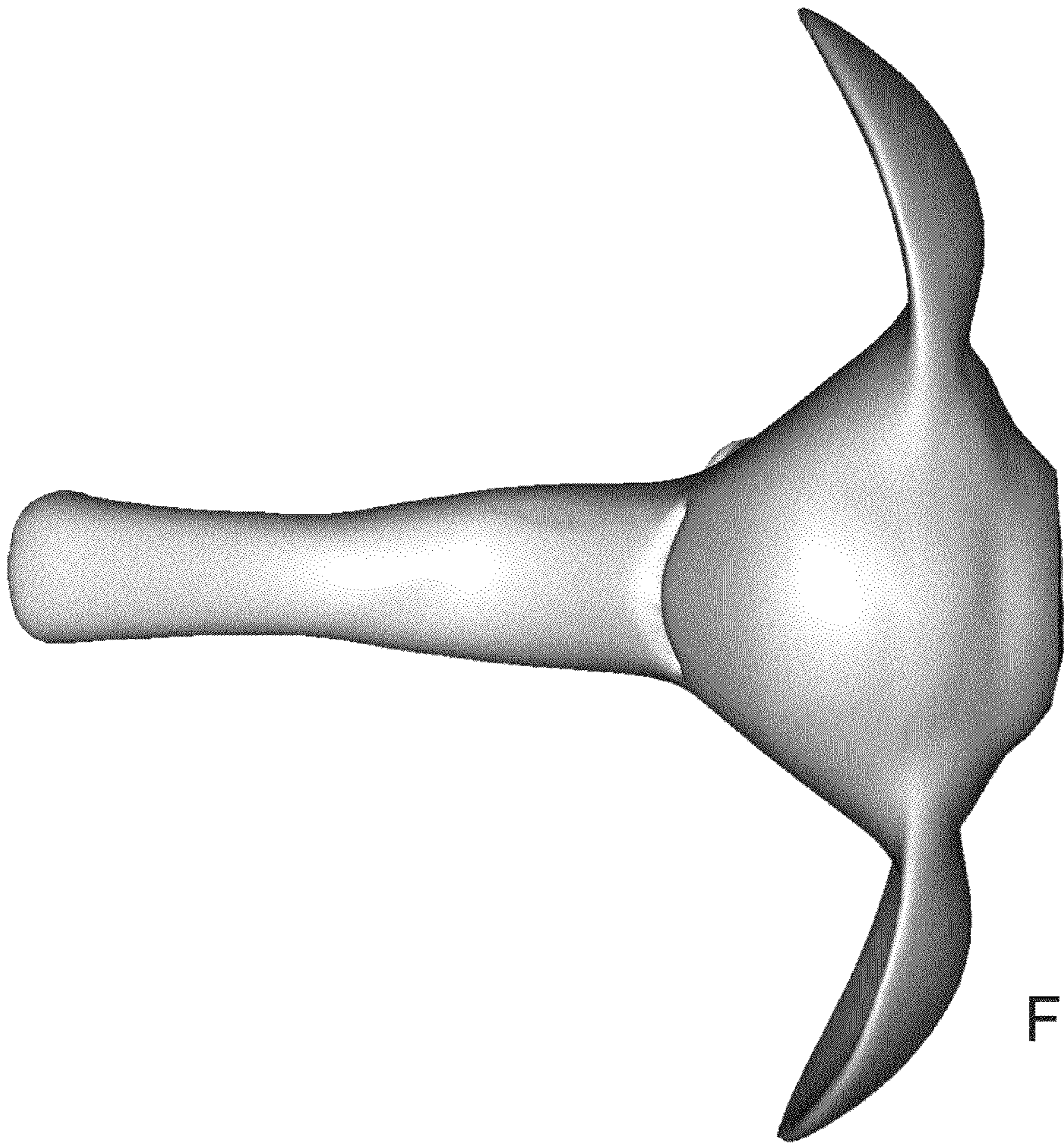


FIG. 5

FIG. 6

