



US00D741049S

(12) **United States Design Patent**
Etherton

(10) **Patent No.:** **US D741,049 S**
(45) **Date of Patent:** **** Oct. 20, 2015**

(54) **HAT WITH DECORATIVE NETTING**

(71) Applicant: **James Bradley Etherton**,
Shepherdsville, KY (US)

(72) Inventor: **James Bradley Etherton**,
Shepherdsville, KY (US)

(**) Term: **14 Years**

(21) Appl. No.: **29/461,974**

(22) Filed: **Jul. 30, 2013**

(51) **LOC (10) CL.** **02-03**

(52) **U.S. CL.**
USPC **D2/875**

(58) **Field of Classification Search**

USPC D2/865, 866, 868, 869, 870, 871, 872,
D2/873, 874, 878, 879, 880, 881, 882, 889,
D2/892, 867, 891, 884, 890, 894, 895, 875,
D2/876, 877, 886, 893; D29/102, 103,
D29/104, 105, 106, 107, 108, 109, 110, 111,
D29/122, 100; 2/84, 171, 200.1, 202, 203,
2/204, 205, 206, 209.13, 411, 171.1,
2/175.4, 195.1, 195.2, 195.3, 195.4,
2/195.5, 209.11, 209.12, 209.3, 171.02,
2/172, 195.6, 209.5, 209.7, 410, 420,
2/425, 181, 181.4, 181.6, 182.8, 68,
2/175.1, 175.2, 175.3, 181.2, 181.8,
2/182.1, 182.2, 182.3, 182.4, 182.5,
2/182.6, 182.7, 183, 195.7, 195.8, 209.4
See application file for complete search history.

(56) **References Cited**

U.S. PATENT DOCUMENTS

41,465 A * 2/1864 Smyth 132/274
1,512,866 A * 10/1924 Strauss 2/209.5
1,581,750 A * 4/1926 Mantilla 2/181
1,608,222 A * 11/1926 Lipper 2/12
1,614,231 A * 1/1927 Cosgrove 132/274
1,620,400 A * 3/1927 Smith 132/274

1,624,727 A * 4/1927 Goldberg 2/209.5
D84,553 S * 6/1931 Solomon D2/875
1,808,681 A * 6/1931 Rayburn 132/274
2,124,131 A * 7/1938 Ault 2/174
D132,635 S * 6/1942 Kelsey D2/871
2,286,287 A * 6/1942 Livingston 2/174
2,597,447 A * 5/1952 Bruns 43/11
3,161,293 A * 12/1964 Sander 211/33

(Continued)

Primary Examiner — Karen E. Eldridge Powers

Assistant Examiner — Kimberly Barnes

(74) *Attorney, Agent, or Firm* — Bingham Greenebaum Doll
LLP; Brian W. Chellgren; James C. Eaves, Jr.

(57) **CLAIM**

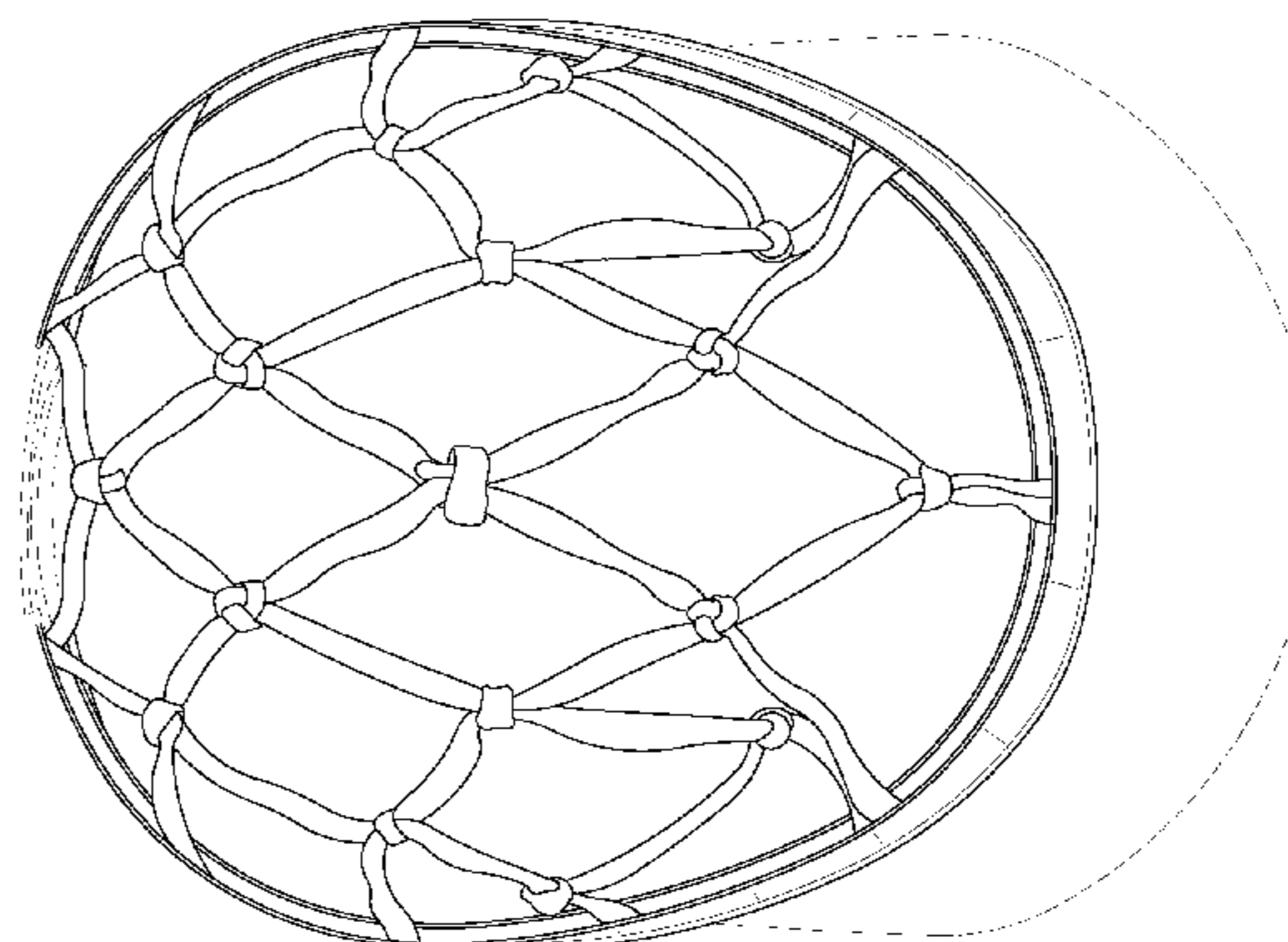
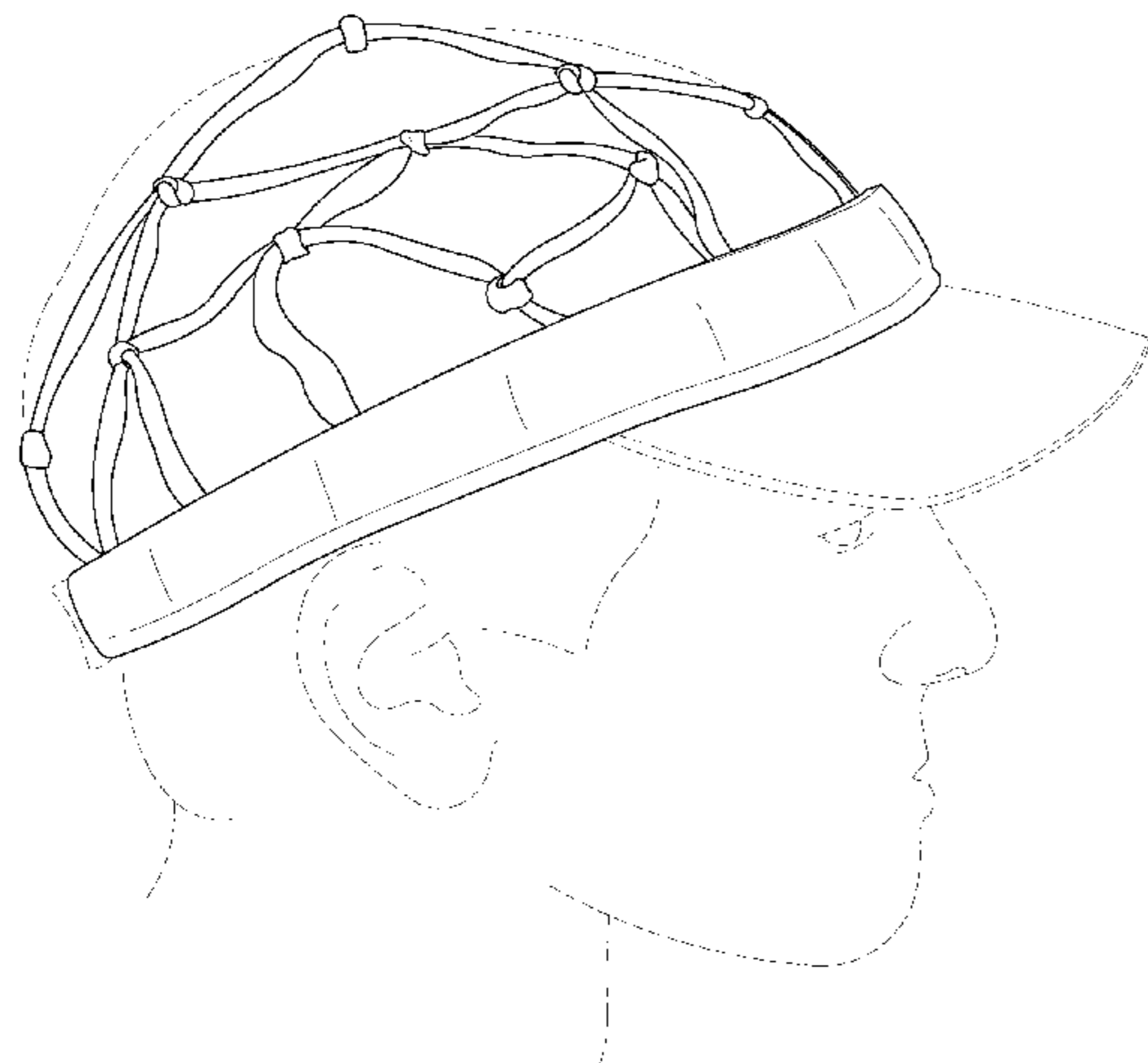
The ornamental design for a hat with decorative netting, as
shown and described.

DESCRIPTION

FIG. 1 is a right side elevation view of a hat with decorative
netting of the present design, the left side elevation view being
a mirror image of the right side elevation view thereof;
FIG. 2 is a rear elevation view of a hat with decorative netting
of the present design;
FIG. 3 is a front elevation view of a hat with decorative netting
of the present design;
FIG. 4 is a top plan view of a hat with decorative netting of the
present design;
FIG. 5 is a bottom plan view of a hat with decorative netting
of the present design;
FIG. 6 is a right side elevation view of a hat with decorative
netting of the present design, the left side elevation view being
a mirror image of the right side elevation view thereof;
FIG. 7 is a right side elevation view of a hat with decorative
netting of the present design, the left side elevation view being
a mirror image of the right side elevation view thereof; and,
FIG. 8 is a rear elevation view of a hat with decorative netting
of the present design.

The broken lines represent environmental subject matter and
form no part of the claimed design.

1 Claim, 8 Drawing Sheets



US D741,049 S

Page 2

(56)

References Cited

U.S. PATENT DOCUMENTS

3,746,221 A * 7/1973 Grifoni 223/66
D338,249 S * 8/1993 Buhrow D21/702
D372,572 S * 8/1996 Conran D2/876

D458,736 S * 6/2002 Tung D2/876
D483,925 S * 12/2003 Scott D2/875
D607,627 S * 1/2010 Kowalczyk D2/876
8,813,265 B2 * 8/2014 Schwantes 2/209.13

* cited by examiner

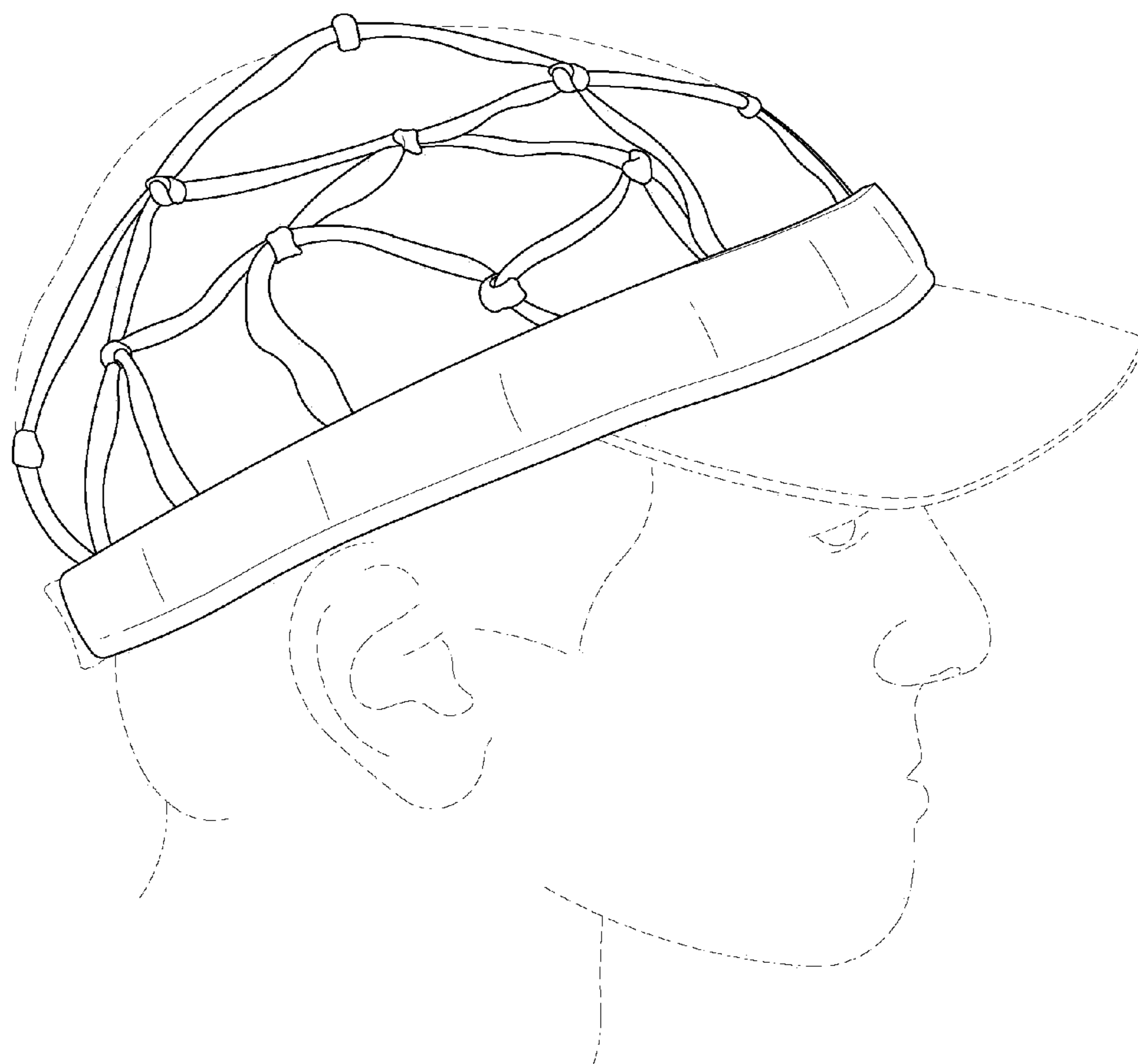


FIG. 1

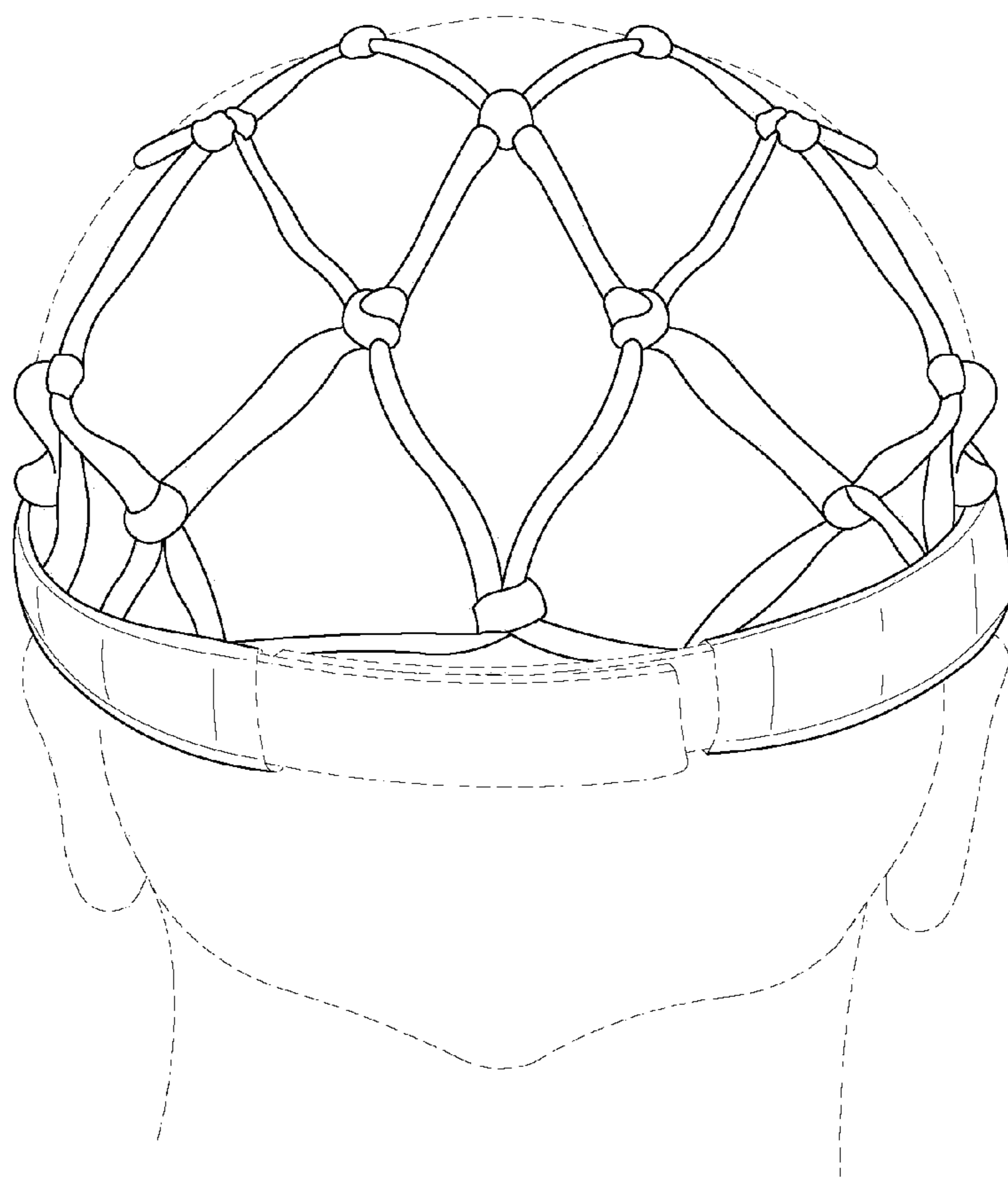


FIG. 2




FIG. 3

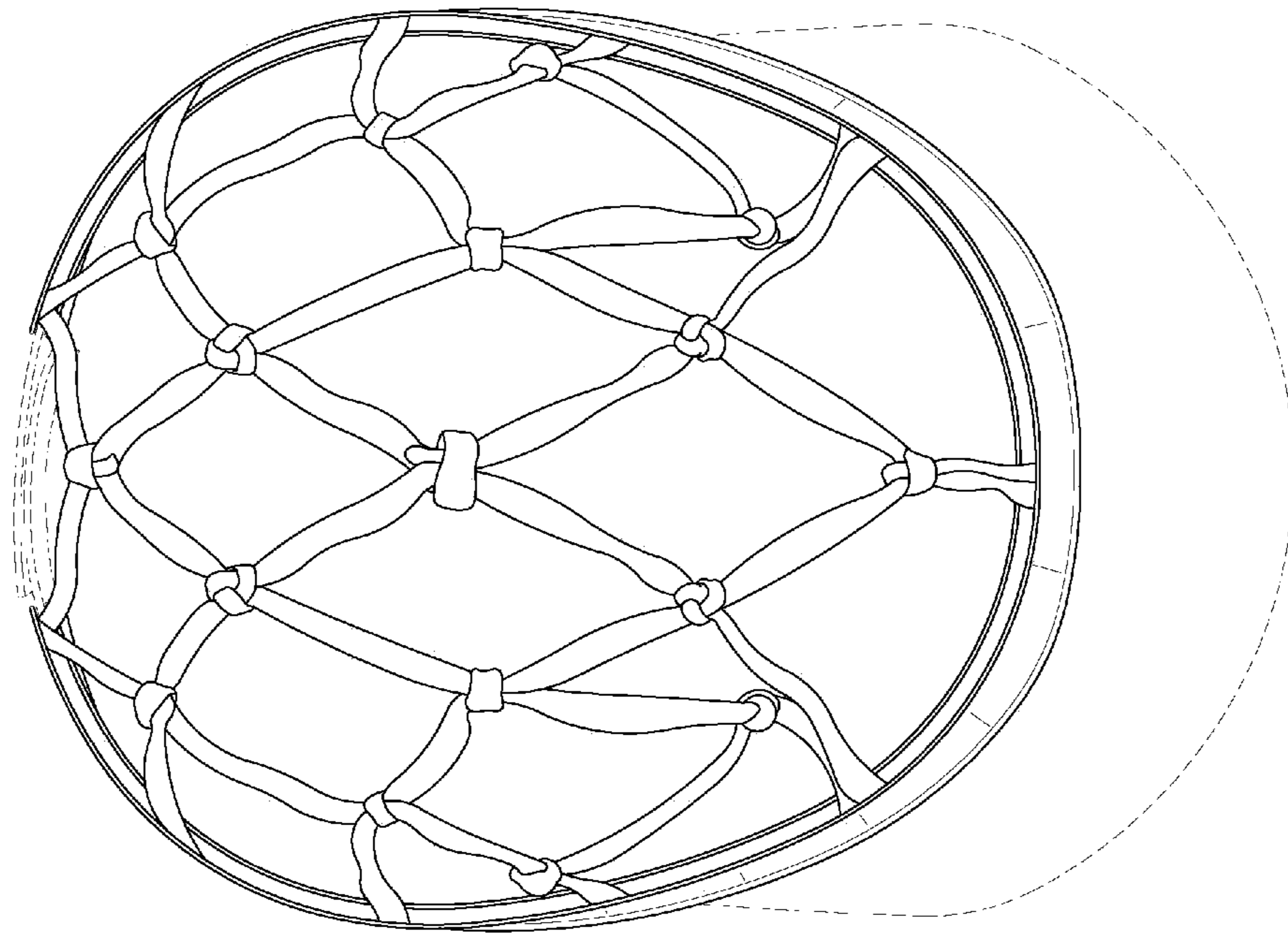


FIG. 4

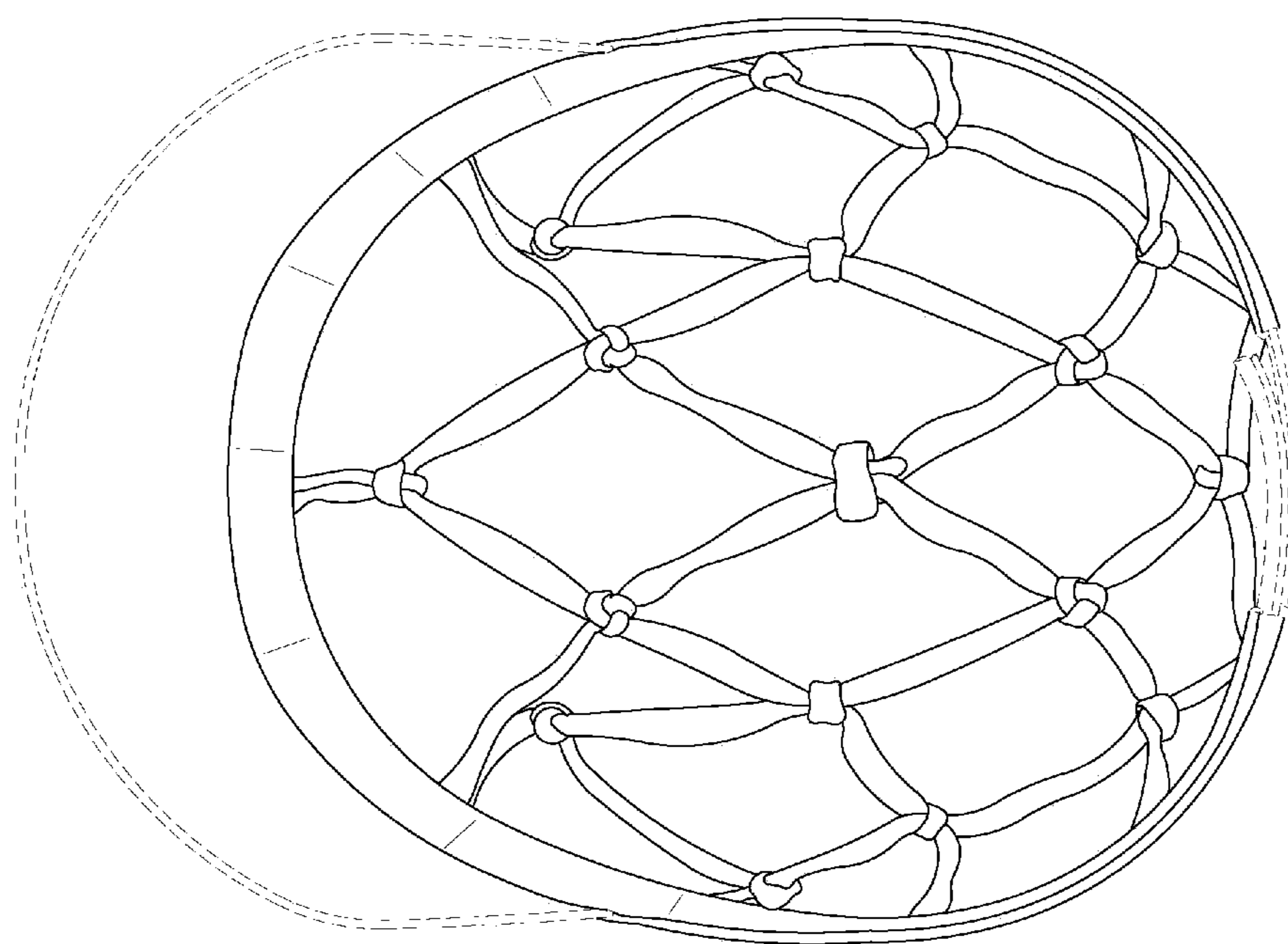


FIG. 5

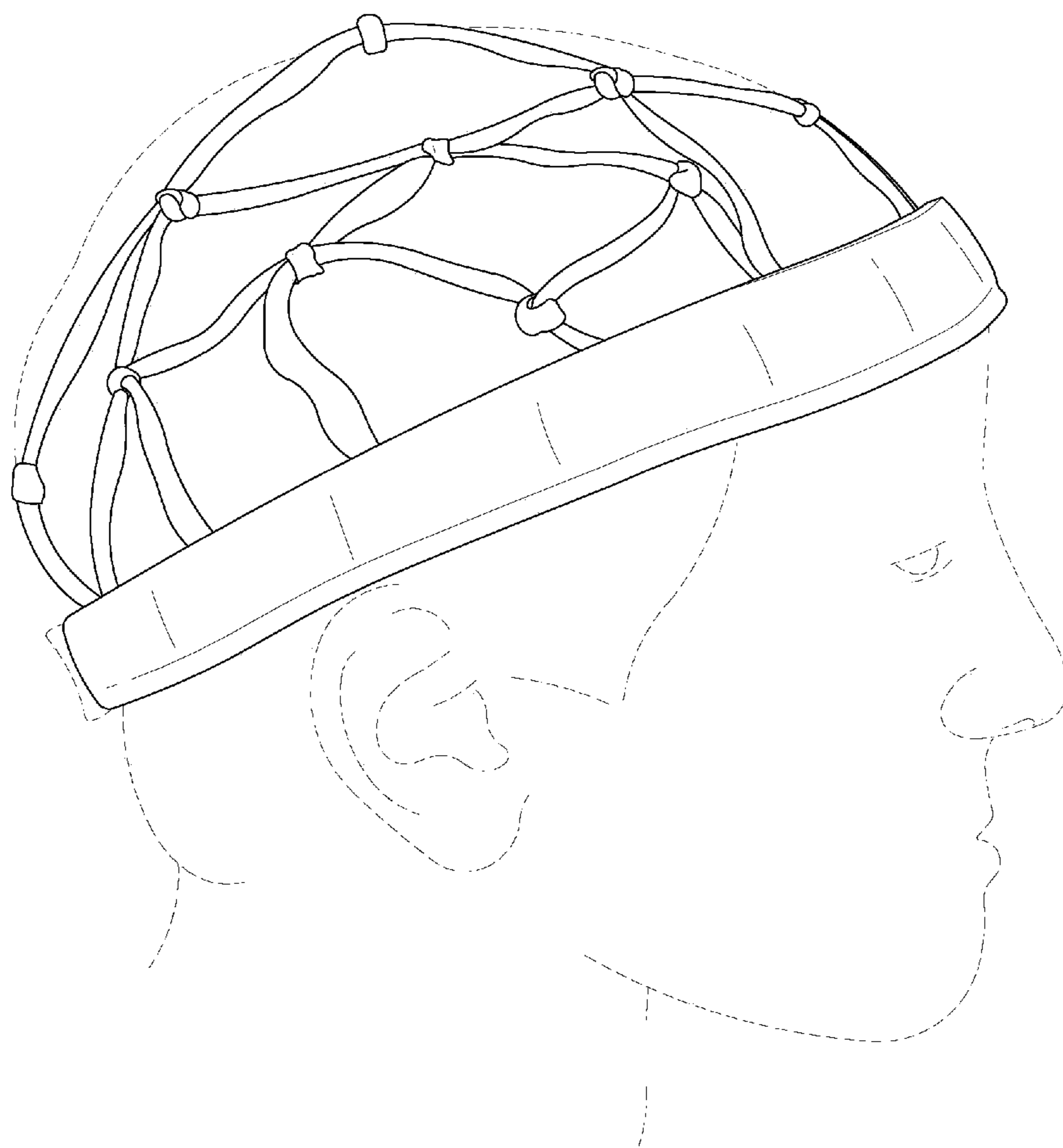


FIG. 6

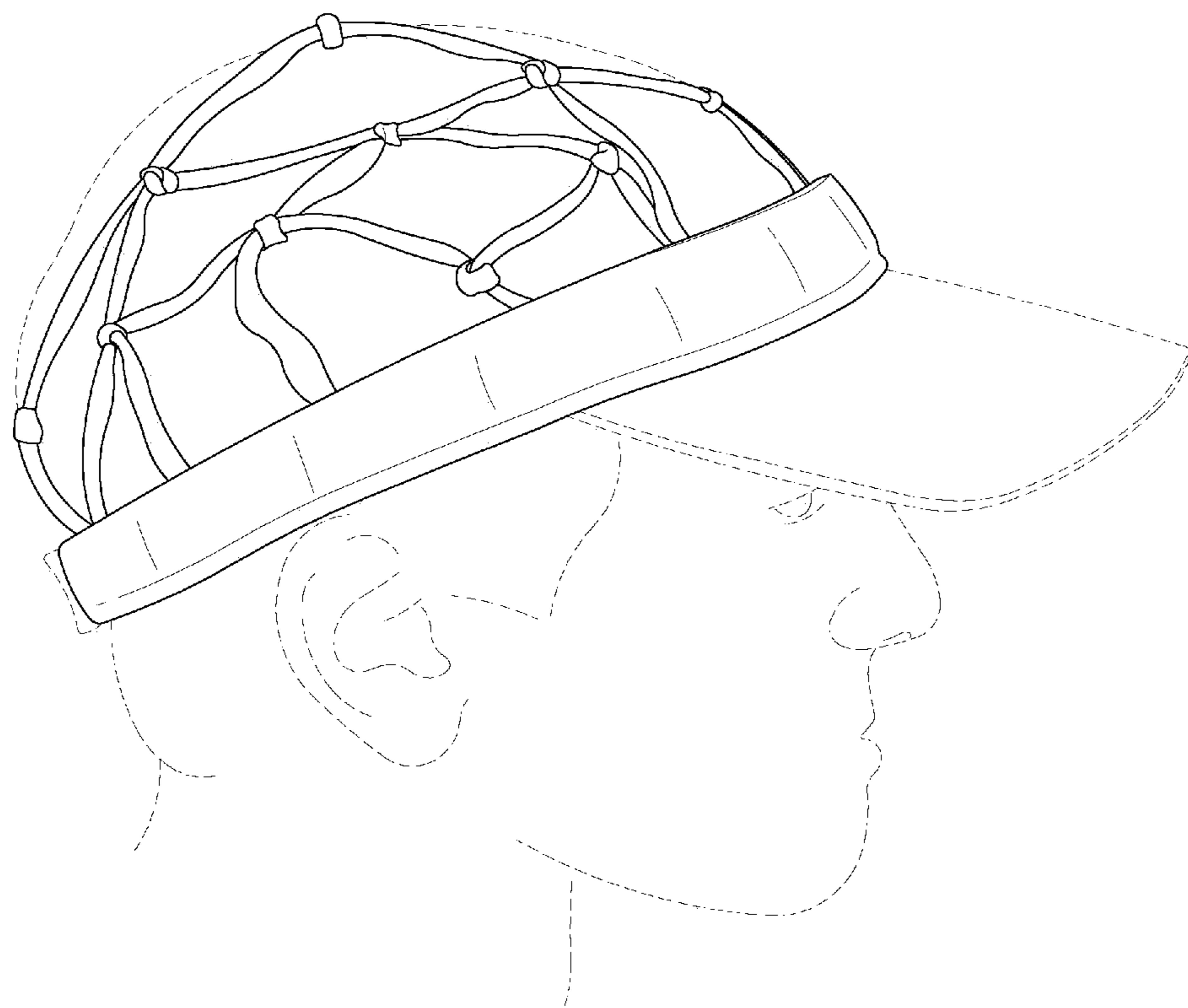


FIG. 7

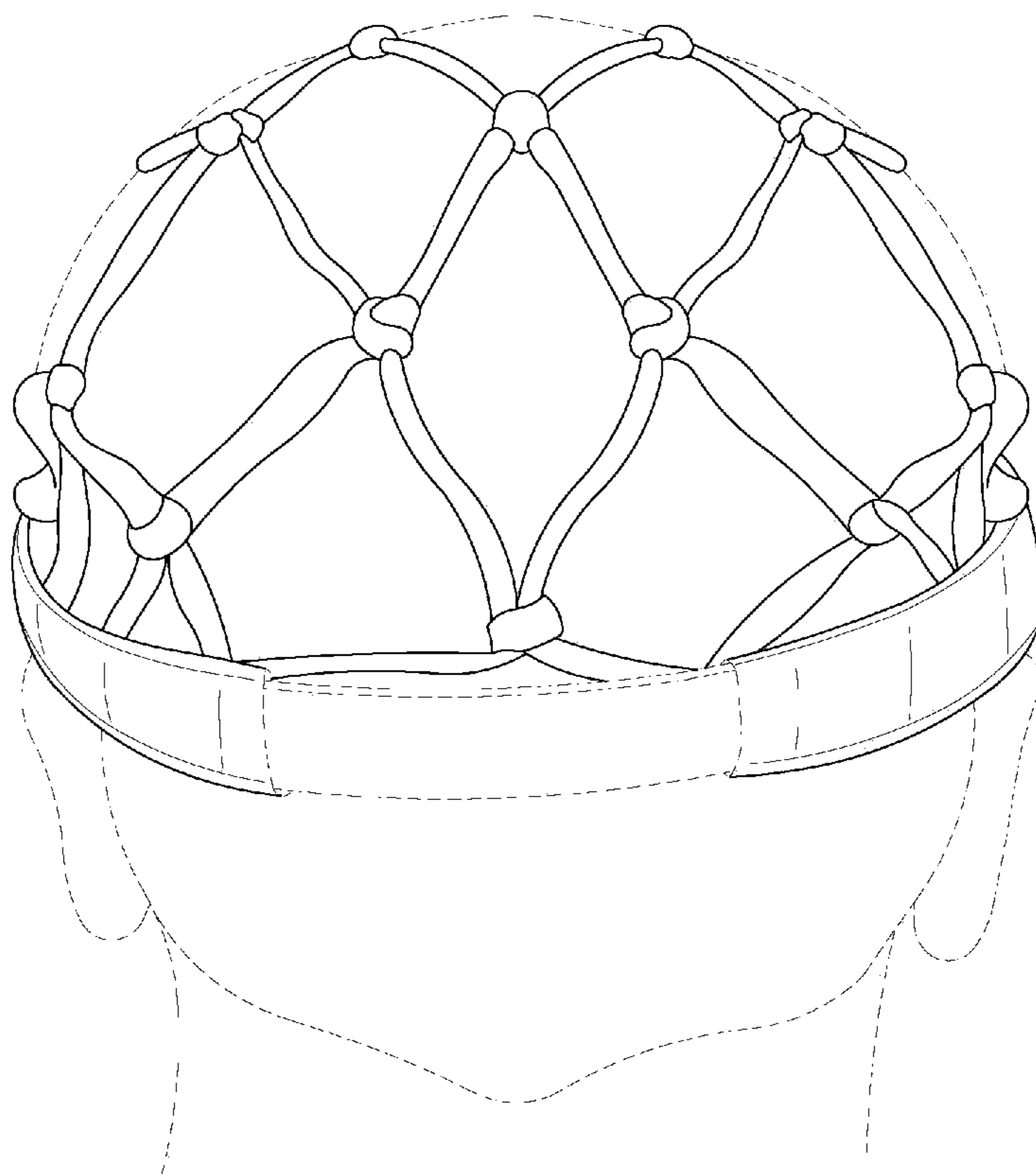


FIG. 8