



US00D741043S

(12) **United States Design Patent**  
**Stikeleather**

(10) **Patent No.:** **US D741,043 S**

(45) **Date of Patent:** **\*\* Oct. 20, 2015**

(54) **NECKTIE WITH REMOVABLE AND  
REPLACEABLE TAILS**

(71) Applicant: **Ian Stikeleather**, Carmel, IN (US)

(72) Inventor: **Ian Stikeleather**, Carmel, IN (US)

(\*\*) Term: **14 Years**

(21) Appl. No.: **29/437,548**

(22) Filed: **Nov. 18, 2012**

(51) **LOC (10) Cl.** ..... **02-05**

(52) **U.S. Cl.**  
USPC ..... **D2/605**; D2/609; D2/600

(58) **Field of Classification Search**  
USPC ..... D2/600, 602–609, 500–508, 627–629,  
D2/631, 632, 875, 853, 840; D11/202;  
D6/601; 2/144–157, 152.1, 91, 92,  
2/207, 468, 130, 912, 916, 336, 338, 137,  
2/138, 141.1, 132, 127; 132/275  
CPC ..... A41D 25/04; A41D 25/02; A41D 25/022  
See application file for complete search history.

(56) **References Cited**

U.S. PATENT DOCUMENTS

1,431,268	A *	10/1922	Spiegler	2/157
2,411,907	A *	12/1946	Taborski	2/150
2,653,325	A *	9/1953	McCarthy	2/148
2,735,105	A *	2/1956	Traub	2/150
3,284,807	A *	11/1966	Espino	2/153
4,104,739	A *	8/1978	Burger	2/155
5,400,439	A *	3/1995	Petroff	2/148
D375,185	S *	11/1996	DiPerri et al.	D2/605
5,836,018	A *	11/1998	Lee	2/144
D668,836	S *	10/2012	Martin	D2/605
D676,749	S *	2/2013	Sanders	D9/455

2001/0042259	A1 *	11/2001	Paik	2/149
2008/0301850	A1 *	12/2008	Hooten	2/148
2014/0283278	A1 *	9/2014	Jordan	2/145
2014/0317831	A1 *	10/2014	Woody	2/152.1

OTHER PUBLICATIONS

Toddler necktie, available Feb. 12, 2012, [online], [site visited Dec. 5, 2014]. Available from internet, <URL: <http://www.vanillajoy.com/toddler-neck-tie-tutorial.html>.\*

\* cited by examiner

*Primary Examiner* — Cathron Brooks

*Assistant Examiner* — Teddy Falloway

(74) *Attorney, Agent, or Firm* — Karen B. Tripp

(57) **CLAIM**

The ornamental design for a necktie with removable and replaceable tails, as shown and described.

**DESCRIPTION**

FIG. 1 is a front perspective view of a necktie with removable and replaceable tails, showing the tails detached from the “knot” portion of the necktie.

FIG. 2 is a front perspective view of the necktie of FIG. 1 showing the tails attached to the “knot” portion of the necktie.

FIG. 3 is a front view of the necktie of FIG. 2.

FIG. 4 is a back view of the necktie of FIG. 3.


FIG. 5 is a side view of the necktie of FIG. 3, with the opposing side view being a mirror image thereof.

FIG. 6 is a top view of the necktie of FIG. 3; and,

FIG. 7 is a bottom view of the necktie of FIG. 3.

The broken line portion of the figure drawings is included for the purpose of illustrating portions of the necktie that form no part of the claimed design.

**1 Claim, 5 Drawing Sheets**






FIG. 1




FIG. 2

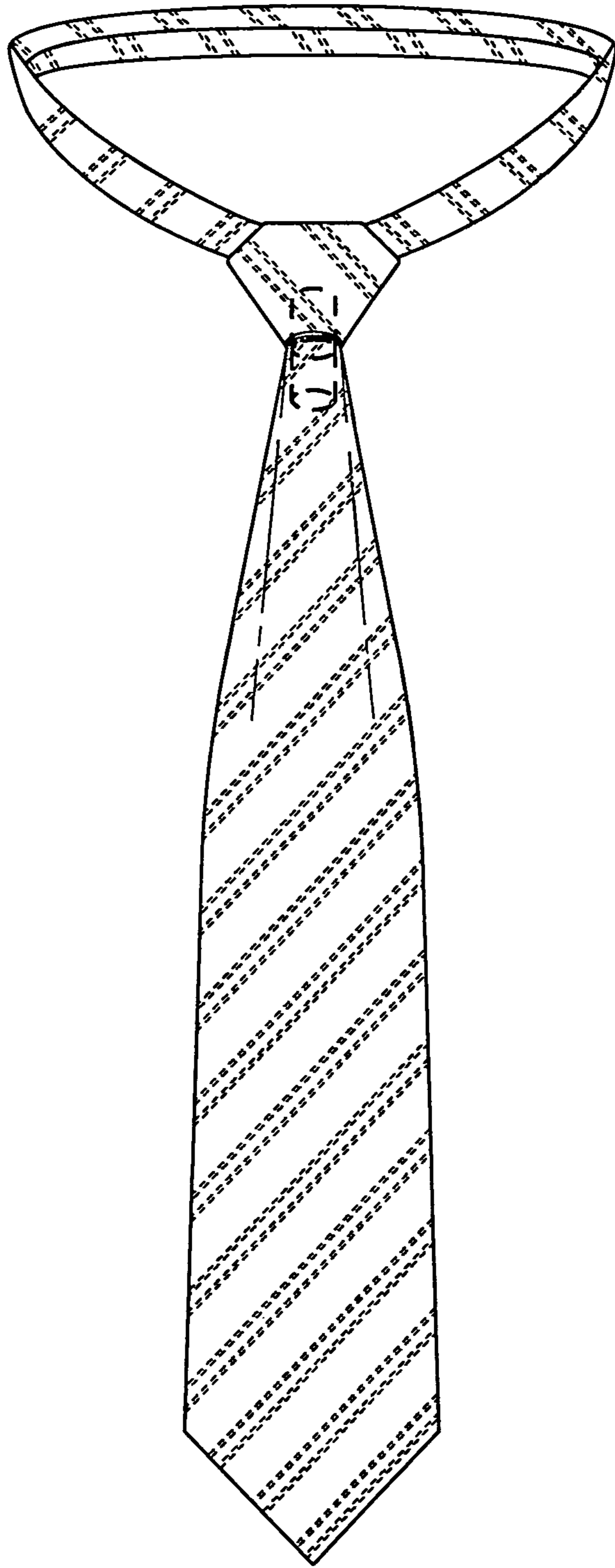


FIG. 3

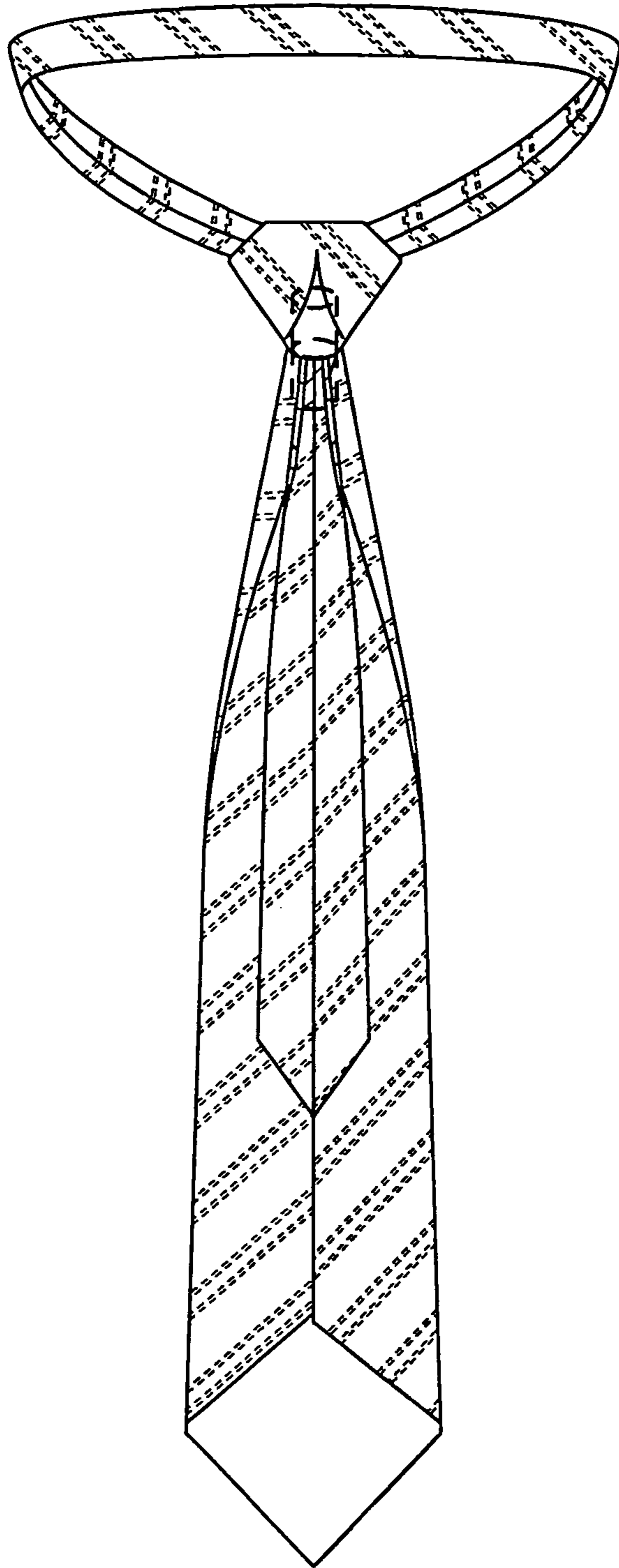


FIG. 4

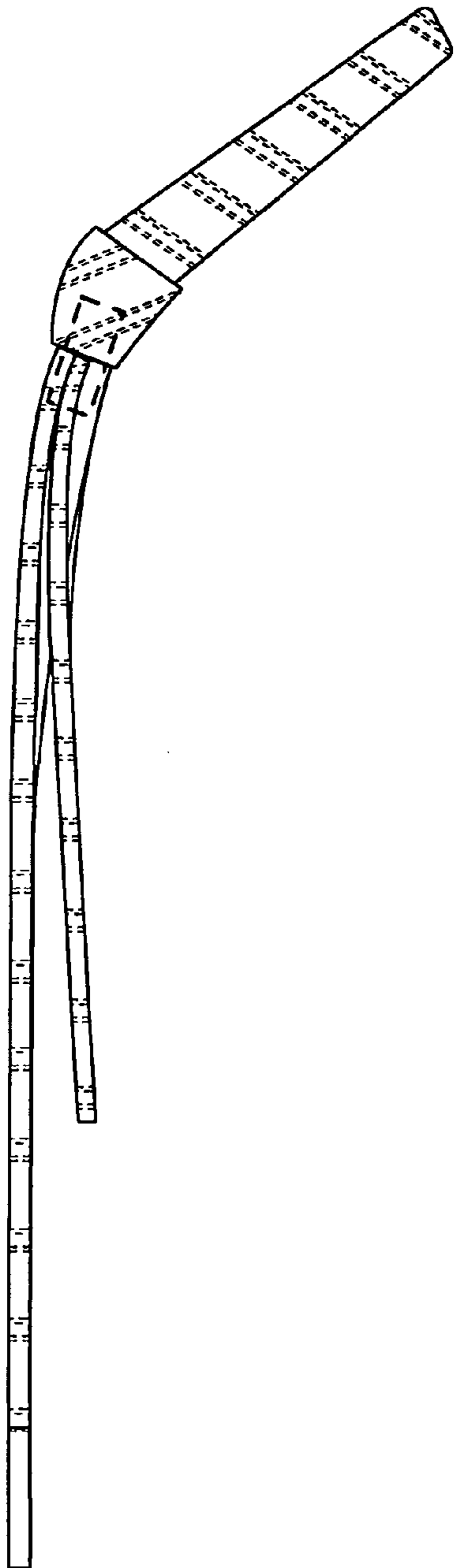


FIG. 5

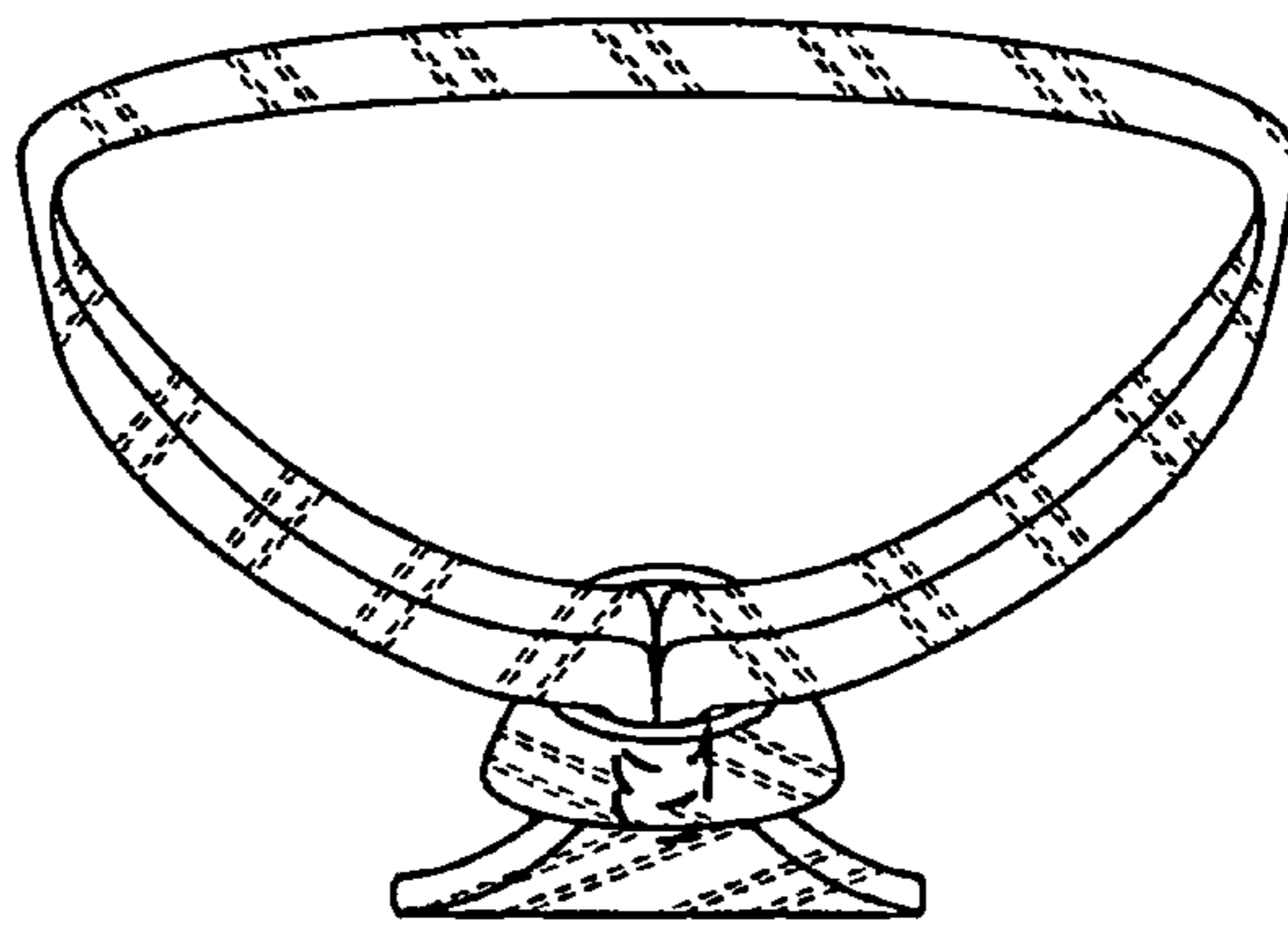


FIG. 6

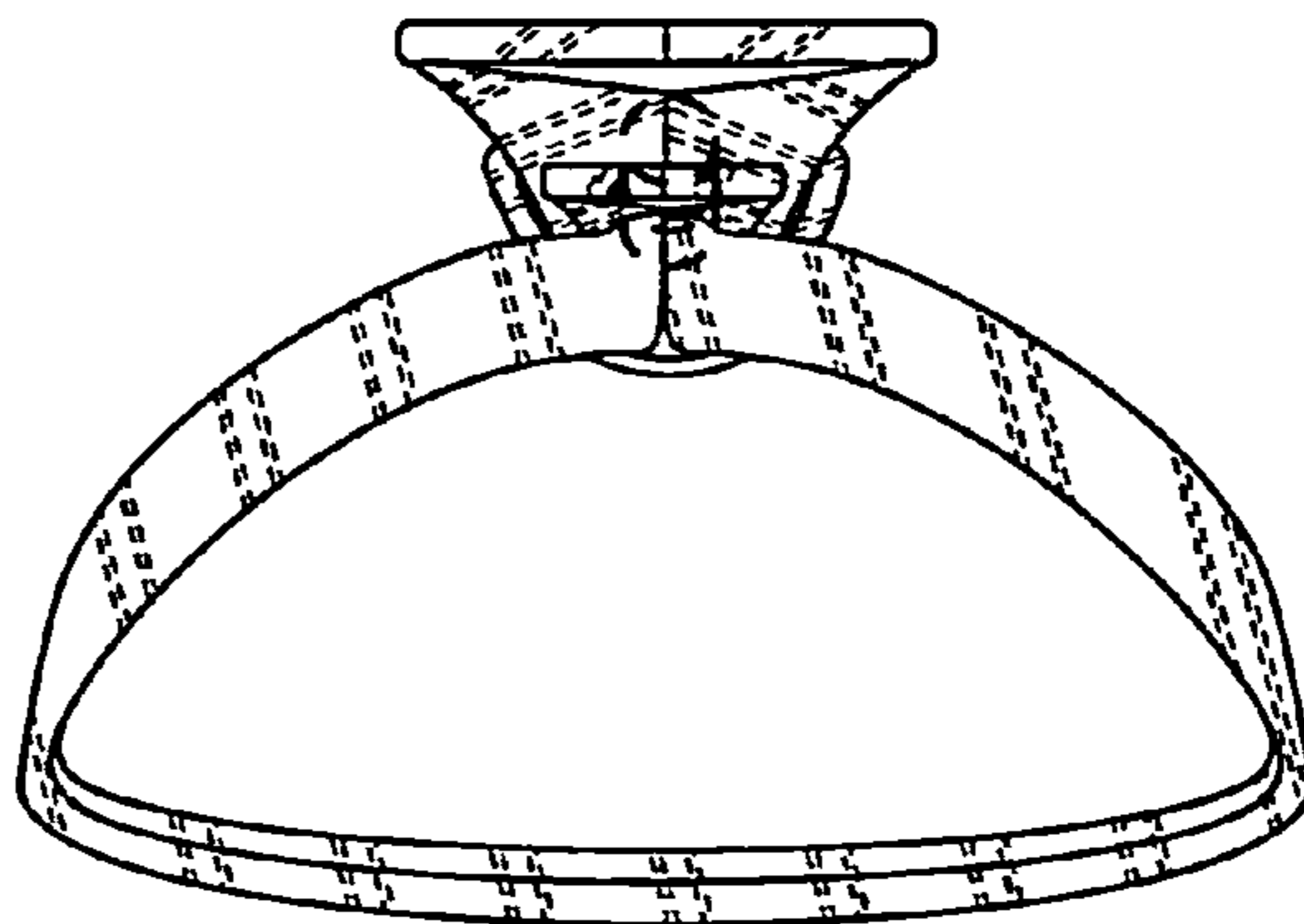


FIG. 7