



US00D741020S

(12) **United States Design Patent**
Fountain et al.

(10) **Patent No.:** **US D741,020 S**

(45) **Date of Patent:** **** Oct. 13, 2015**

(54) **SAFETY APPARATUS**

(71) Applicant: **Loud & Clear Safety Pty Ltd,**
Harkaway (AU)

(72) Inventors: **Peter David Fountain,** Oakleigh (AU);
Jack Magree, North Melbourne (AU)

(73) Assignee: **Loud & Clear Safety Pty Ltd** (AU)

(**) Term: **14 Years**

(21) Appl. No.: **29/491,748**

(22) Filed: **May 23, 2014**

(30) **Foreign Application Priority Data**

Nov. 26, 2013 (AU) 16162/2013

(51) **LOC (10) Cl.** **29-02**

(52) **U.S. Cl.**
USPC **D29/112; D29/109**

(58) **Field of Classification Search**
USPC D29/100, 102, 105, 106, 107, 108, 109,
D29/112, 122; 2/455, 410, 417, 423, 424,
2/425, 9, 171, 208, 209, 918; D14/205,
D14/223, 249; 181/129, 130, 135; 379/430,
379/431; 381/380, 381; 455/90.3, 575.1
CPC A42B 3/16; A42B 3/163; A42B 3/166;
A61F 11/06; A61F 11/08; A61F 11/10;
A61F 11/12; A61F 11/14; A61F 2011/085;
H04R 1/10; H04R 1/1008; H04R 1/1016;
H04R 1/105; H04R 1/1058; H04R 1/1066;
H04R 1/1075; H04R 1/1083; H04R 25/0335;
H04R 25/652; H04R 25/654; H04R 25/656;
A63B 71/10

See application file for complete search history.

(56) **References Cited**

U.S. PATENT DOCUMENTS

3,051,961	A *	9/1962	Clark	2/209
4,682,374	A *	7/1987	Geiser	2/209
4,856,089	A *	8/1989	Horton	455/351
D313,092	S *	12/1990	Nilsson	D29/112
D317,167	S *	5/1991	Downey	D16/314
5,092,667	A *	3/1992	Bagley	351/156
5,133,596	A *	7/1992	Korny et al.	351/158
5,278,999	A *	1/1994	Brown et al.	2/209
D352,300	S *	11/1994	Gales	D16/309
5,421,037	A *	6/1995	Schulze	2/452
D371,150	S *	6/1996	Bolash, IV	D16/339
D375,584	S *	11/1996	Westerdal	D29/112
D385,665	S *	10/1997	Westerdal	D29/112
5,718,002	A *	2/1998	Pavlak	2/423
D404,174	S *	1/1999	Childs et al.	D29/112
D413,413	S *	8/1999	Dillon et al.	D29/112
D427,382	S *	6/2000	Leight et al.	D29/112
D428,620	S *	7/2000	Maturaporn	D16/314
D434,191	S *	11/2000	Emilsson	D29/112
D439,597	S *	3/2001	Marcum	D16/312

(Continued)

Primary Examiner — Elizabeth J Oswecki

(74) *Attorney, Agent, or Firm* — Sunstein Kann Murphy & Timbers LLP

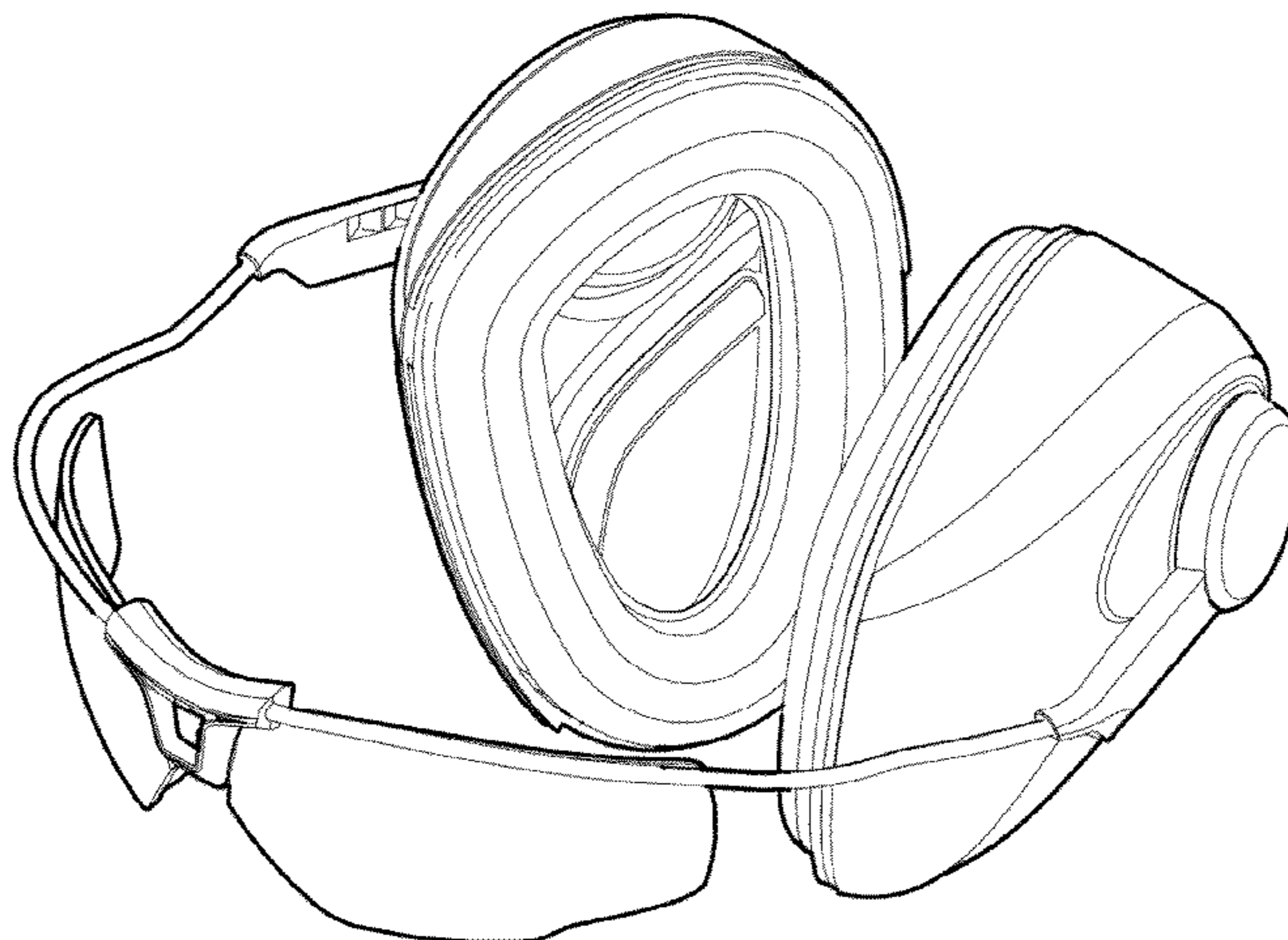
(57) **CLAIM**

The ornamental design for a safety apparatus, as shown and described.

DESCRIPTION

FIG. 1 is a front view of a safety apparatus showing our new design, with the glasses in a lowered position;
FIG. 2 is a right side view thereof;
FIG. 3 is a back view thereof;
FIG. 4 is a top view thereof;
FIG. 5 is a bottom view thereof;
FIG. 6 is a perspective view thereof;
FIG. 7 is another perspective view thereof;
FIG. 8 is a side view thereof, with the glasses in a partially raised position; and,
FIG. 9 is a side view thereof, with the glasses in a fully raised position.

1 Claim, 9 Drawing Sheets



(56)

References Cited

U.S. PATENT DOCUMENTS

D459,033 S *	6/2002	Dix et al.	D29/112	D509,323 S *	9/2005	Emilsson	D29/112
D459,034 S *	6/2002	Dix et al.	D29/112	D565,082 S *	3/2008	McClure et al.	D16/309
D465,616 S *	11/2002	Nilsson	D29/112	D651,764 S *	1/2012	Gresko et al.	D29/112
D468,063 S *	12/2002	Nilsson	D29/112	D663,900 S *	7/2012	Karlsson et al.	D29/112
D485,854 S *	1/2004	Thomason	D16/301	D670,036 S *	10/2012	Folkesson et al.	D29/108
				D688,294 S *	8/2013	Roy et al.	D16/309
				8,621,664 B2 *	1/2014	Peebles	2/15
				8,732,864 B2 *	5/2014	Fountain et al.	2/209

* cited by examiner

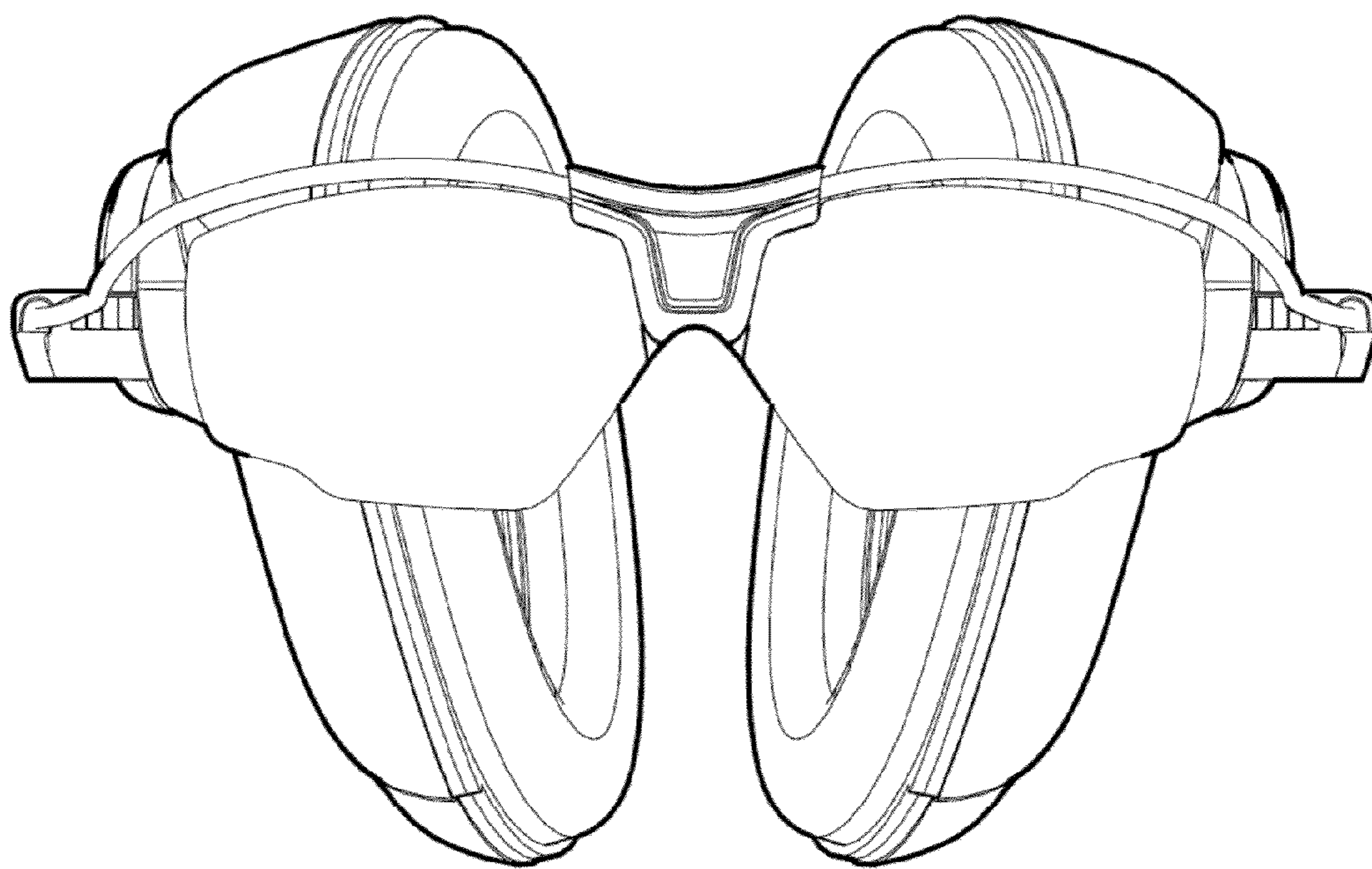


Fig. 1

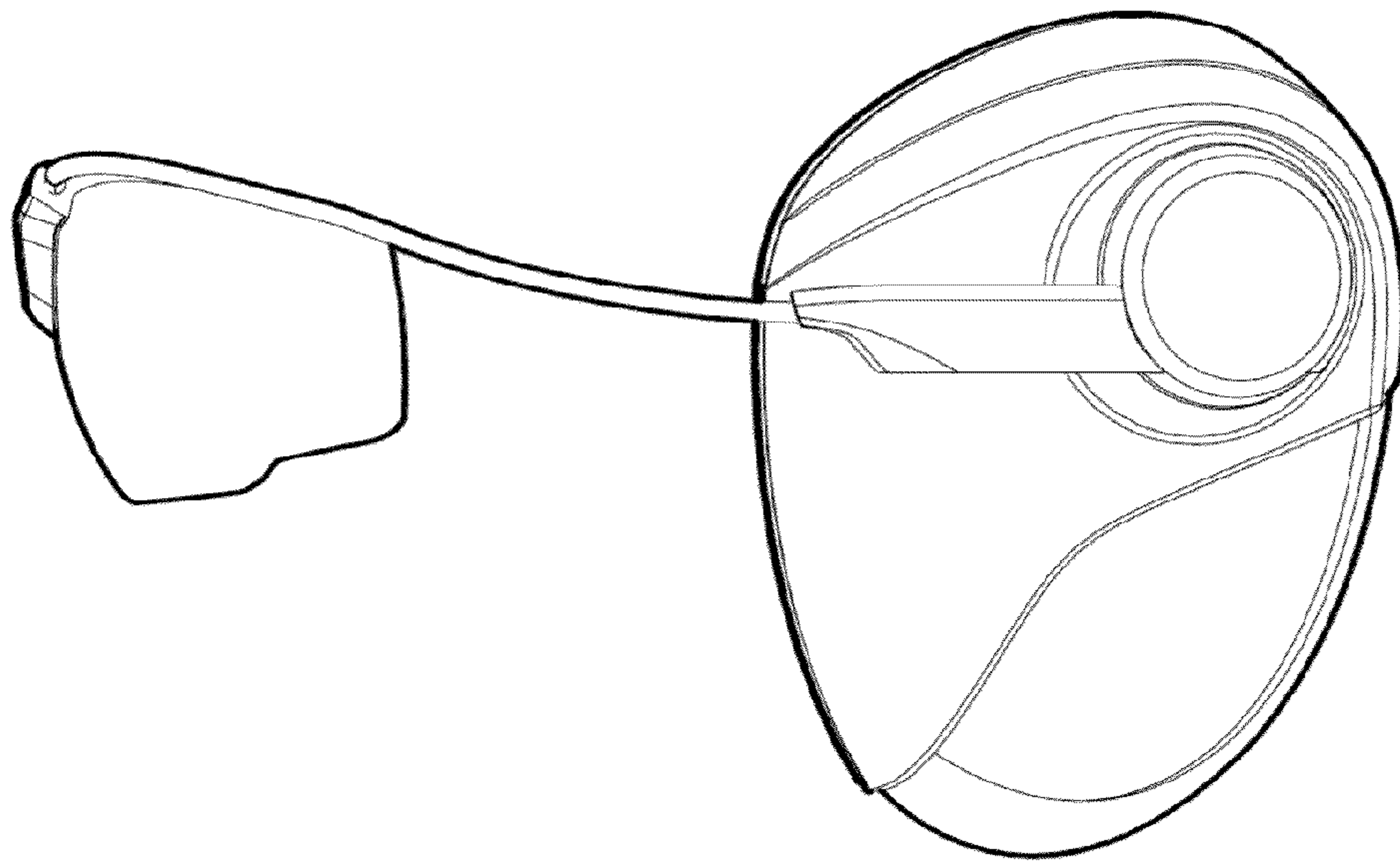


Fig. 2

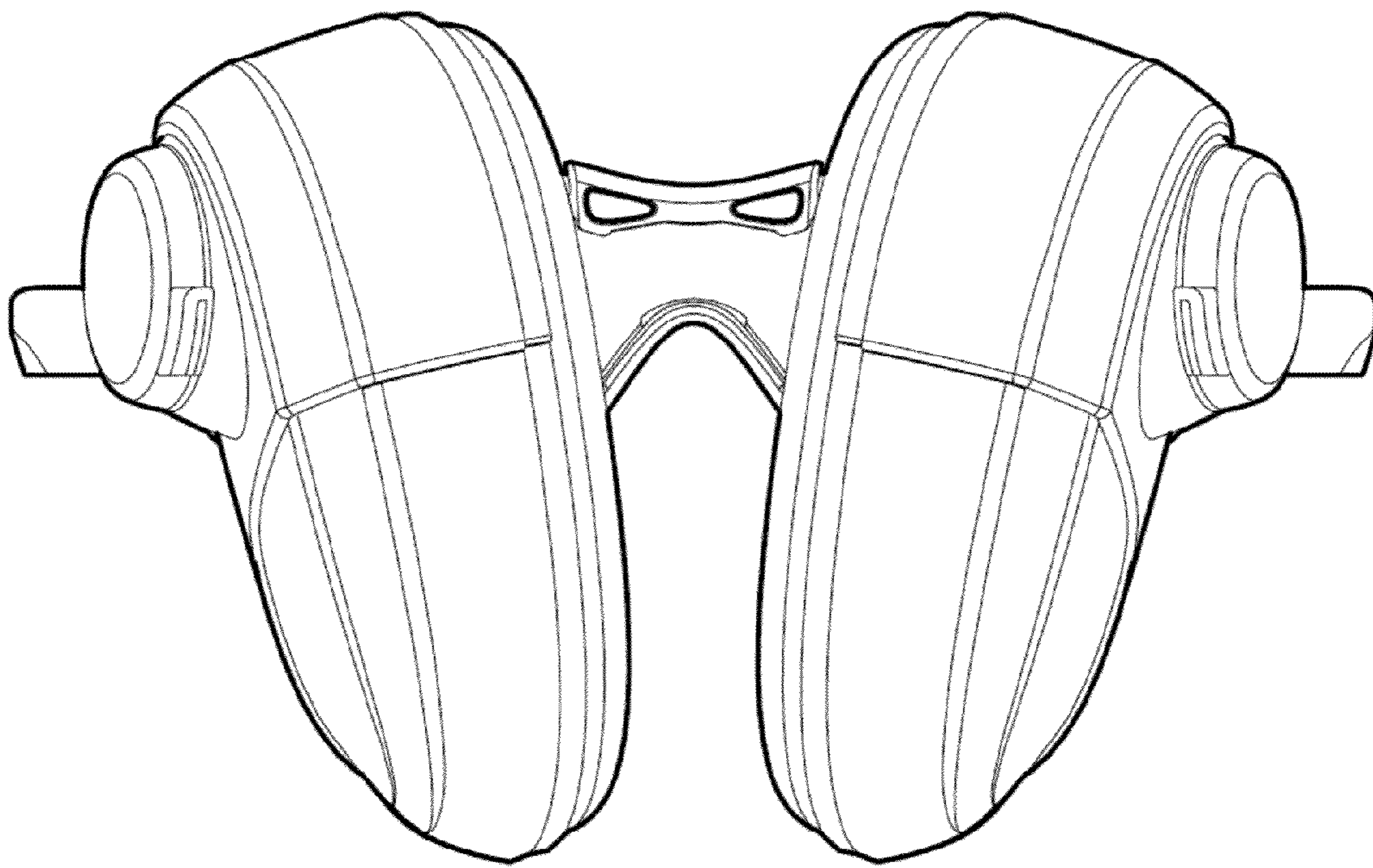


Fig. 3

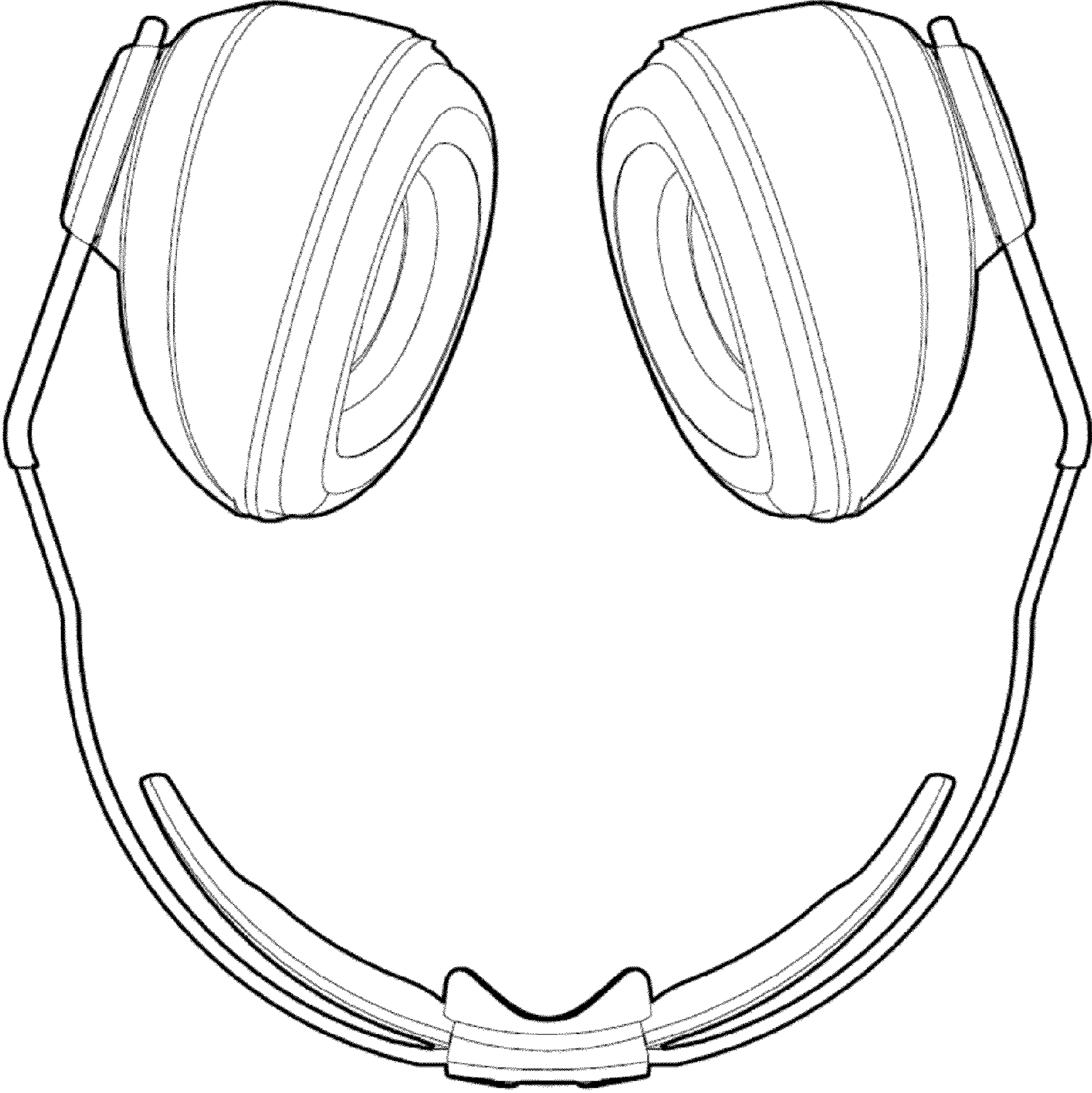


Fig. 4




Fig. 5

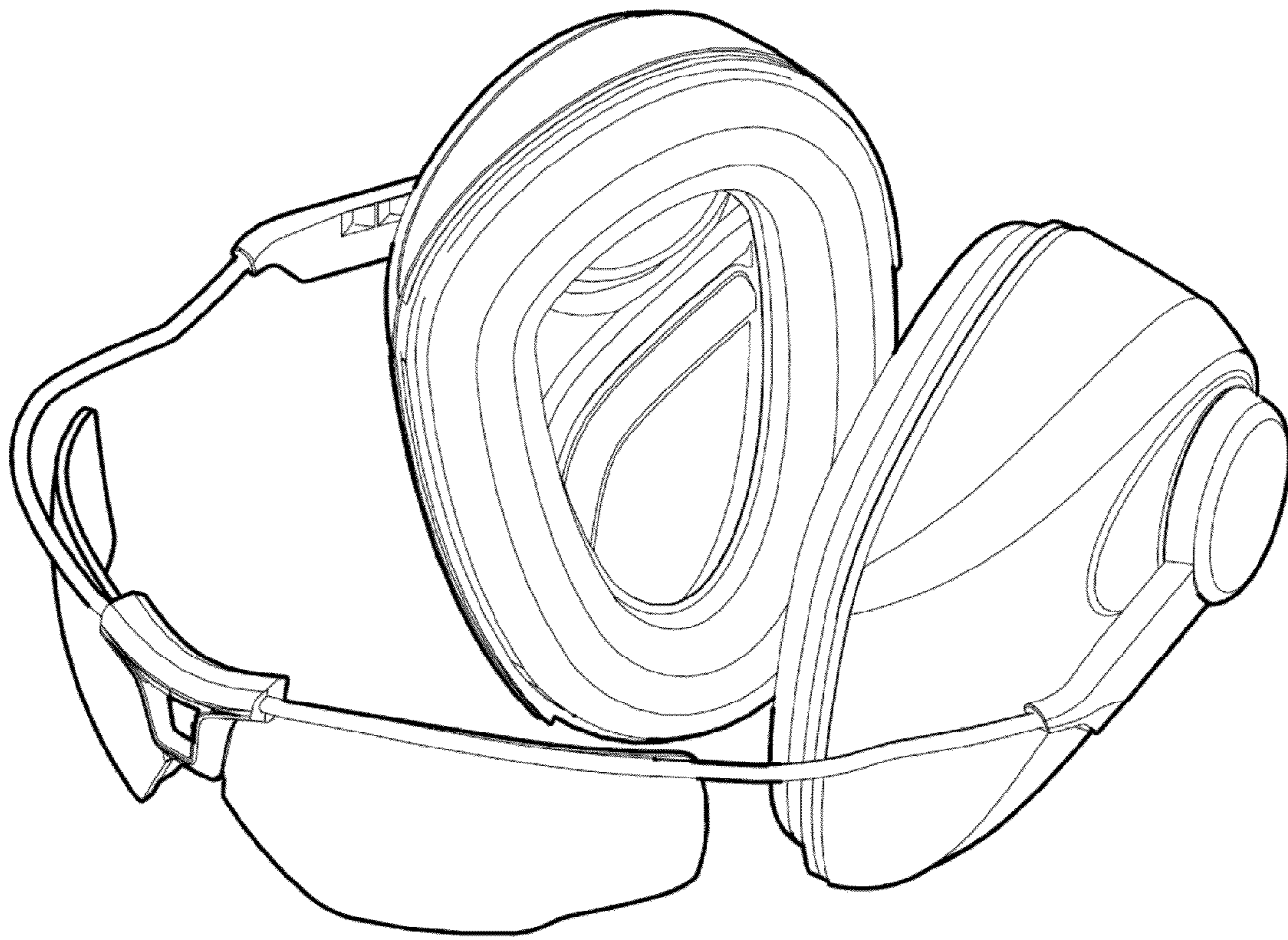


Fig. 6



Fig. 7

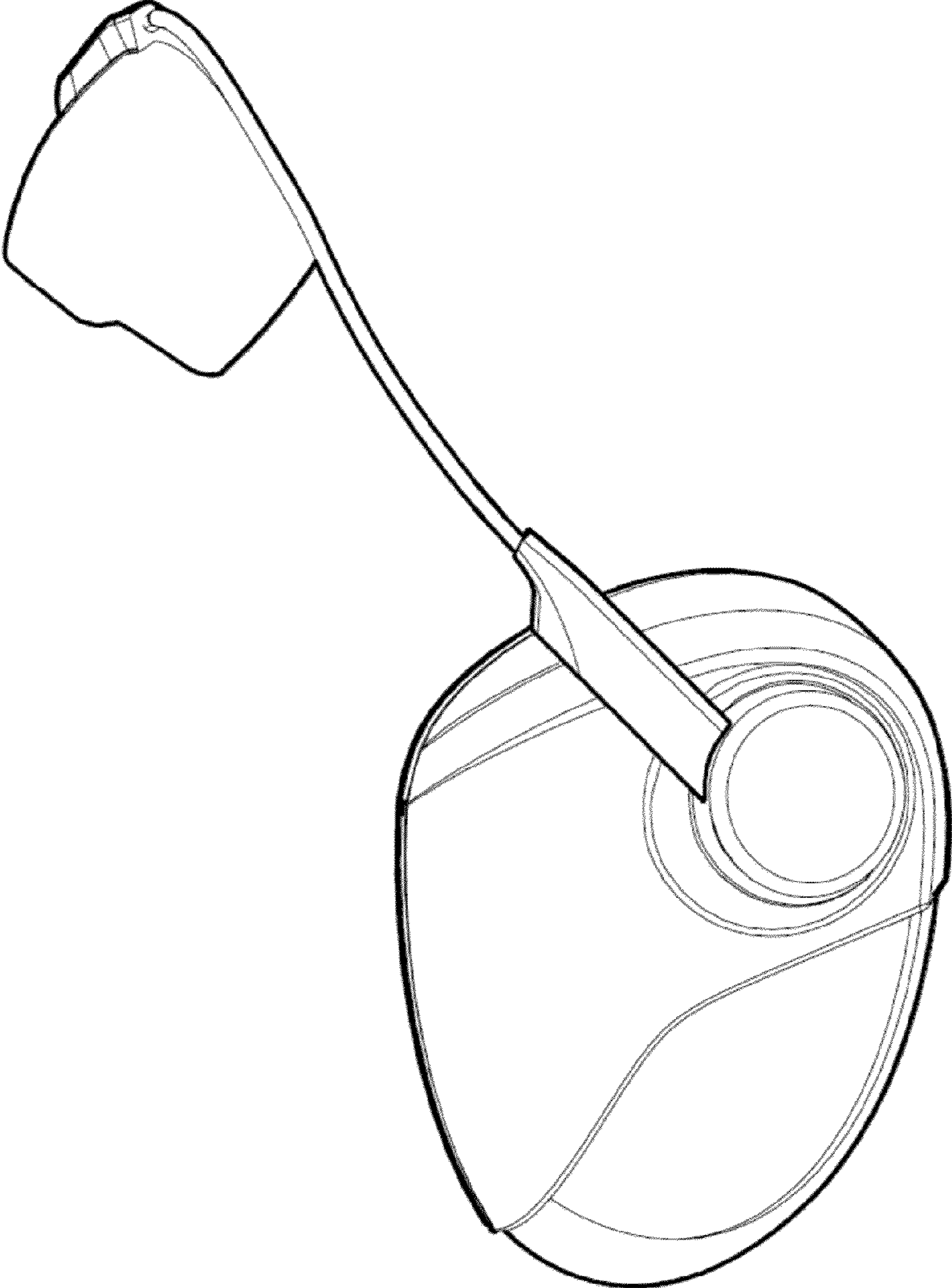


Fig. 8

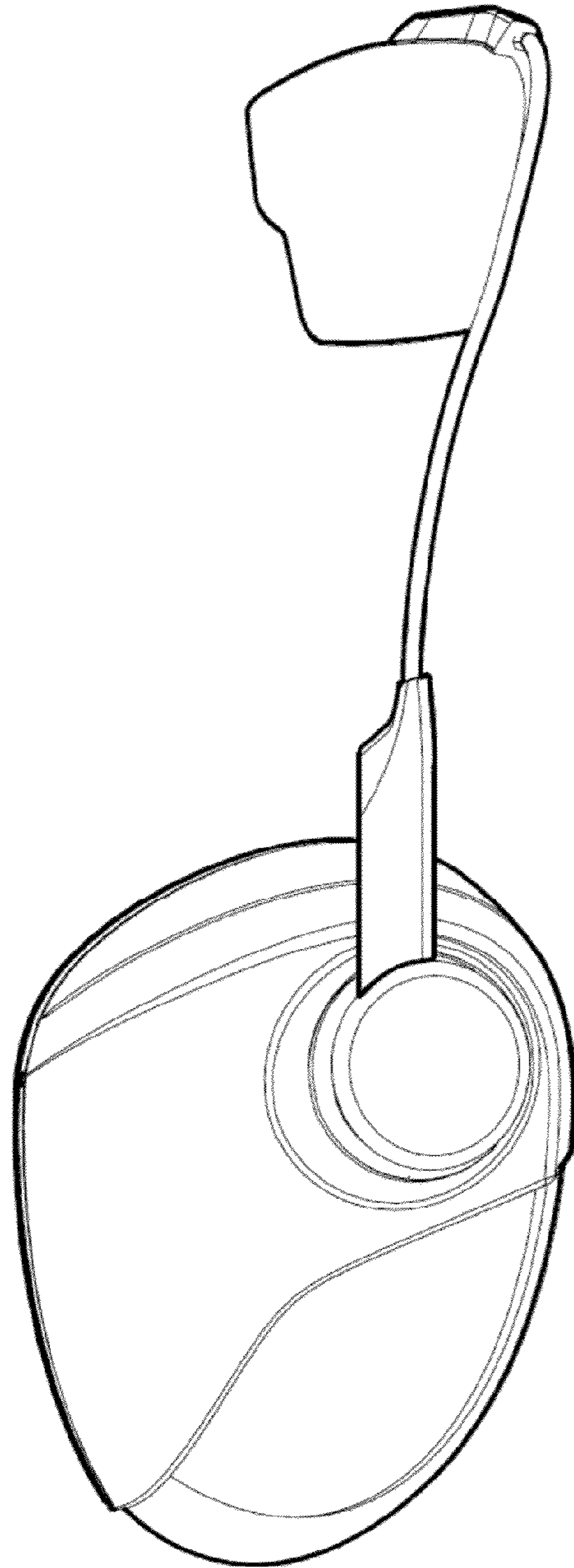


Fig. 9