



US00D741019S

(12) **United States Design Patent**
Brown

(10) **Patent No.:** **US D741,019 S**
(45) **Date of Patent:** **** Oct. 13, 2015**

(54) **BEAUTICIAN CLIENT EAR PROTECTOR**
(71) Applicant: **IMBee Inspirations, LLC**, Titusville,
FL (US)
(72) Inventor: **Ina M. Brown**, Titusville, FL (US)
(**) Term: **14 Years**
(21) Appl. No.: **29/470,345**
(22) Filed: **Oct. 21, 2013**
(51) **LOC (10) Cl.** **29-02**
(52) **U.S. Cl.**
USPC **D29/112**
(58) **Field of Classification Search**
USPC D29/100, 102, 105, 106, 108, 112, 122;
2/455, 410, 423, 424, 425, 9, 171, 206,
2/208, 209, 918; D14/205, 223; 181/129,
181/135; 379/430, 431; 381/380, 381, 374;
D7/653, 688, 691, 692; D16/100, 300;
D21/725, 729
See application file for complete search history.

D434,877 S * 12/2000 Harral D29/112
D491,419 S * 6/2004 White et al. D7/653
D515,737 S * 2/2006 Angeletta D28/7
D523,173 S * 6/2006 Angeletta D28/7
D544,317 S * 6/2007 Shane-Schuldt D7/653
D547,008 S * 7/2007 Machold D29/112
D617,156 S * 6/2010 Griffith D7/688
D617,944 S * 6/2010 Gonzalez D28/7
D620,645 S * 7/2010 Russo et al. D29/112
D625,467 S * 10/2010 Dickman D28/7
D629,266 S * 12/2010 Bird D7/688
D687,189 S * 7/2013 Fairclough et al. D29/112

* cited by examiner

Primary Examiner — Elizabeth J Oswecki
(74) *Attorney, Agent, or Firm* — Nancy J. Flint, Esq.; Nancy
J. Flint, Attorney At Law, P.A.

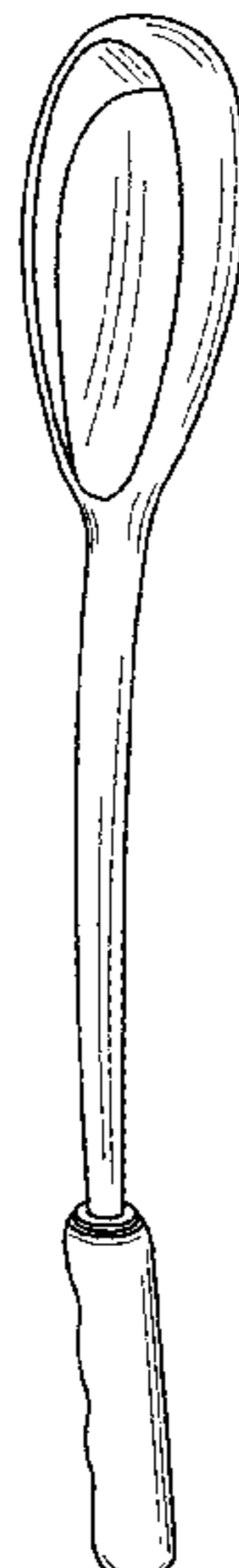
(57) **CLAIM**
The ornamental design for a beautician client ear protector, as
shown and described.

DESCRIPTION

FIG. 1 is a front perspective view of a beautician client ear
protector showing my new design;
FIG. 2 is a front view thereof;
FIG. 3 is a back view thereof;
FIG. 4 is a right side view thereof;
FIG. 5 is a top view thereof;
FIG. 6 is a bottom view thereof;
FIG. 7 is a side perspective view thereof, shown in a used
condition;
FIG. 8 is a front view thereof, shown in a used condition; and,
FIG. 9 is a left side perspective view thereof, shown in a used
condition.
The left side view not shown is a mirror image of the right side
view. Any broken lines illustrative of environmental structure
in the drawings are not part of the design sought to be pat-
ented.

1 Claim, 4 Drawing Sheets

(56) **References Cited**
U.S. PATENT DOCUMENTS
1,857,974 A * 5/1932 Reno 2/174
2,582,907 A * 1/1952 Kaufmann 2/209
2,700,162 A * 1/1955 Fuller 2/209
2,727,245 A * 12/1955 Suggs 2/174
3,772,707 A * 11/1973 Alosi et al. 2/174
D245,636 S * 8/1977 Sawyer D21/729
D250,905 S * 1/1979 Sawyer D21/729
D268,123 S * 3/1983 Dretzke D21/725
D289,564 S * 4/1987 Harford D28/7
D328,160 S * 7/1992 Sudduth D29/112
D331,130 S * 11/1992 Williams D29/112
D342,999 S * 1/1994 Gonsalves, Jr. D24/147
D344,611 S * 2/1994 Hordis D29/112
D409,880 S * 5/1999 Bergkvist et al. D7/653
D425,671 S * 5/2000 Cooper et al. D29/112



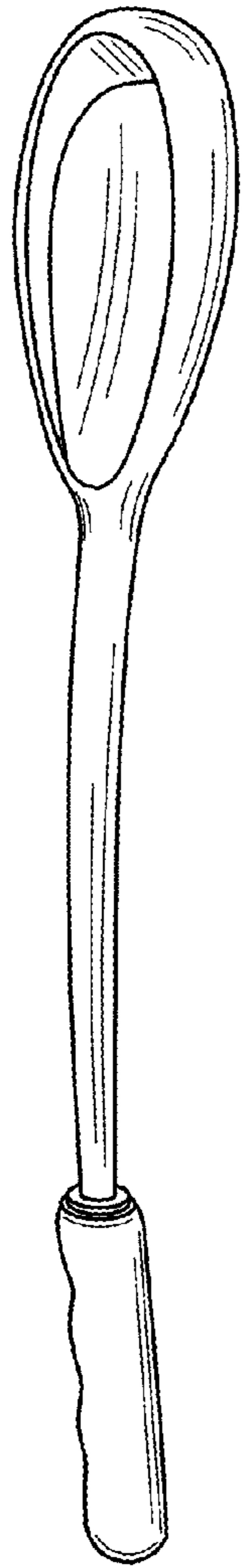


Fig. 1

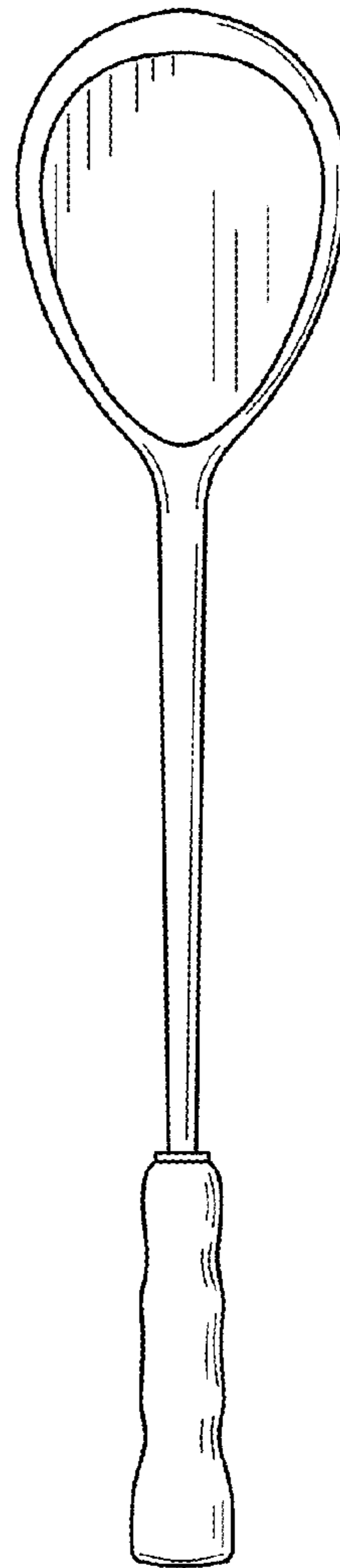


Fig. 2

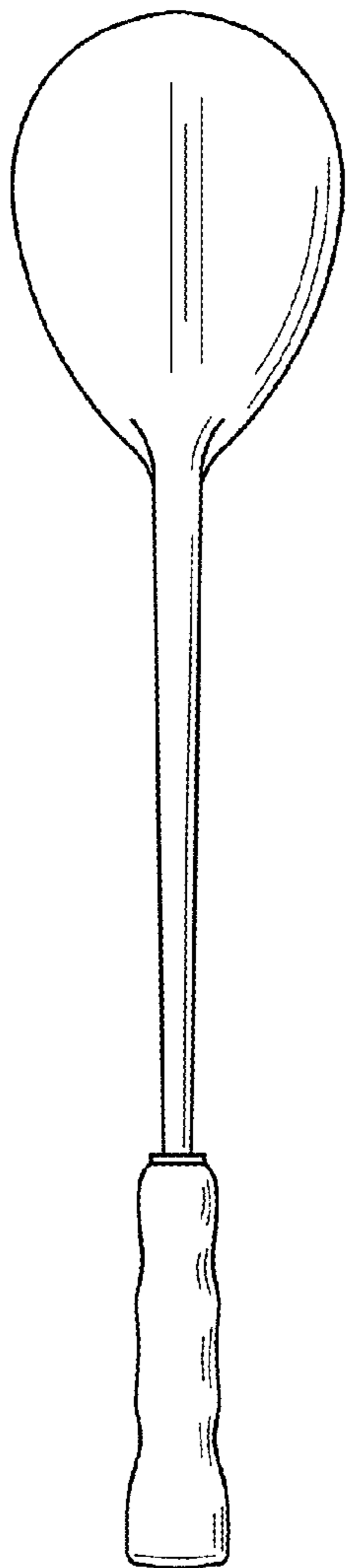


Fig. 3

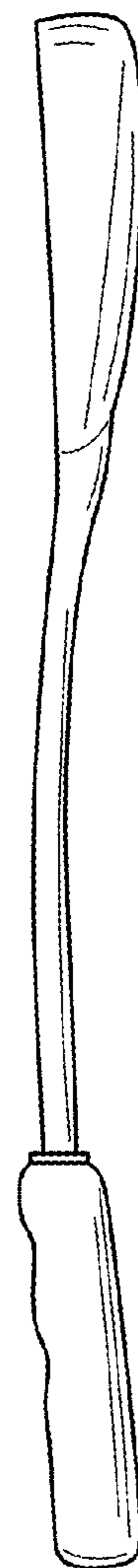


Fig. 4

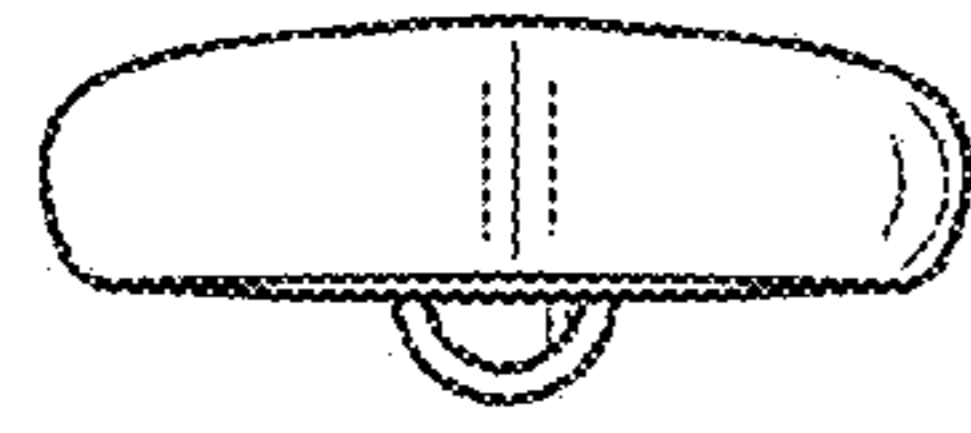


Fig. 5

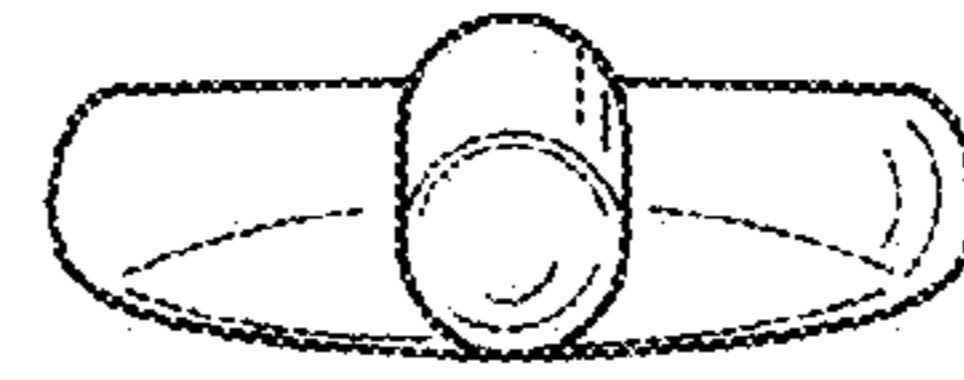


Fig. 6

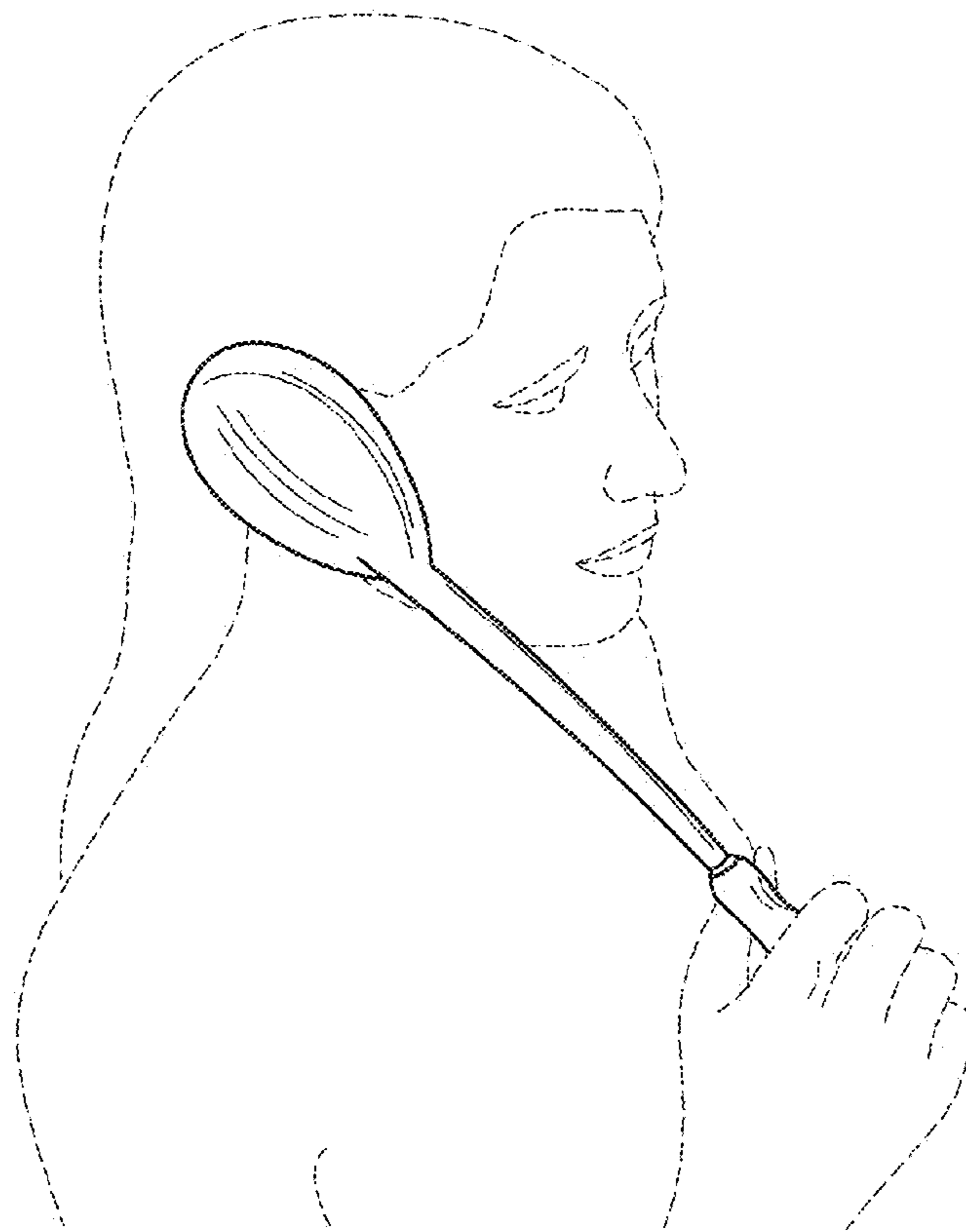


Fig. 7

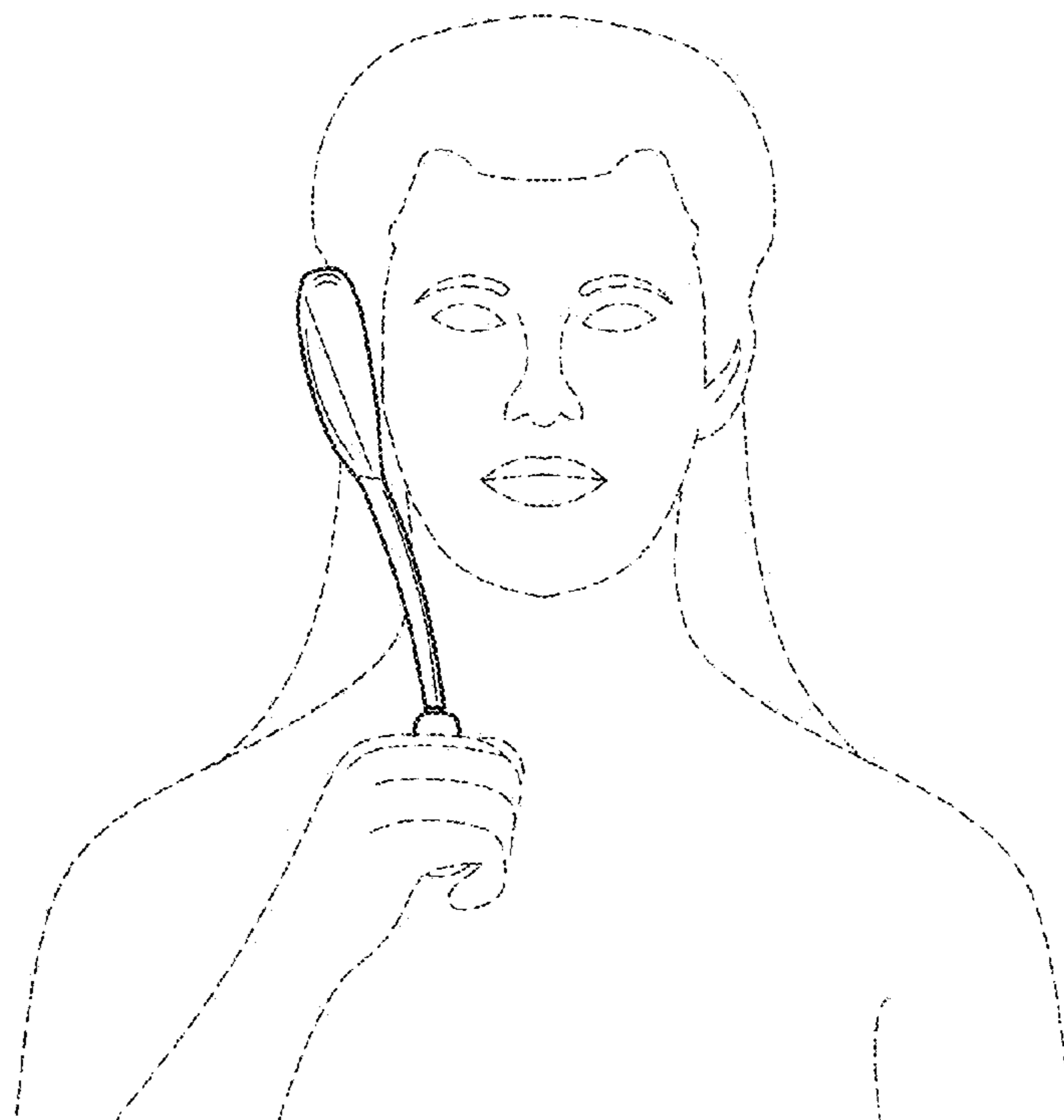


Fig. 8

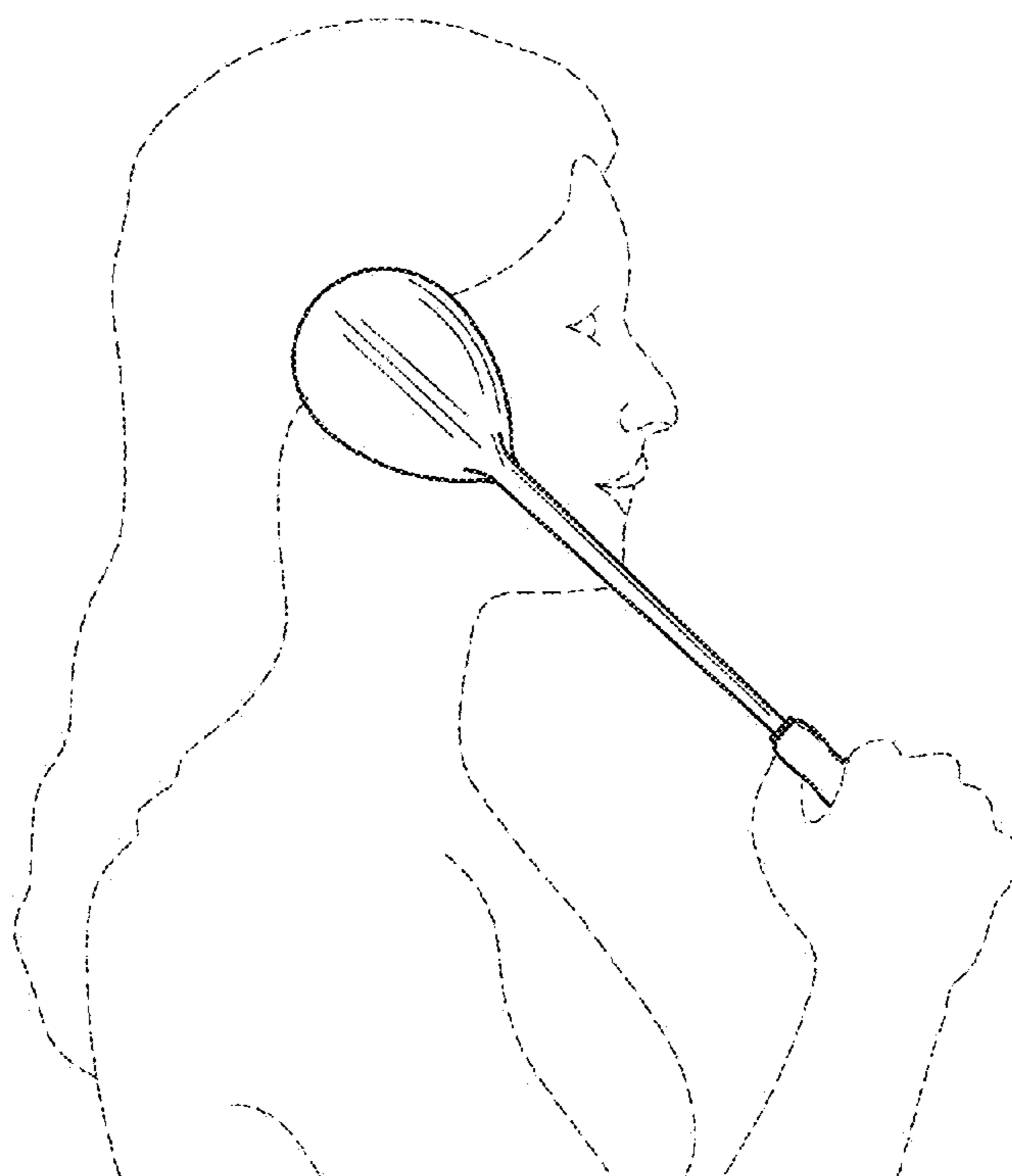


Fig. 9