



US00D741005S

(12) **United States Design Patent**  
**Mercier**

(10) **Patent No.:** **US D741,005 S**  
(45) **Date of Patent:** **\*\* Oct. 13, 2015**

(54) **HAIR COLORING APPARATUS**

(56) **References Cited**

(71) Applicant: **Michel Mercier Ltd.**, Tel Aviv (IL)

U.S. PATENT DOCUMENTS

(72) Inventor: **Michel Mercier**, Hetzliya (IL)

D266,537	S	*	10/1982	Kahn	.....	D28/7
D428,525	S	*	7/2000	Gazzo	.....	D28/7
D450,884	S	*	11/2001	Yoshida	.....	D28/20
D531,753	S	*	11/2006	Davis et al.	.....	D28/20
D547,004	S	*	7/2007	Davis et al.	.....	D28/20
D554,799	S	*	11/2007	Sheppard et al.	.....	D28/7
7,647,933	B2	*	1/2010	Morgenstern et al.	.....	132/114
D611,195	S	*	3/2010	Gieux	.....	D28/7
8,316,863	B2	*	11/2012	De Laforcade et al.	.....	132/113
8,939,158	B2		1/2015	Mercier et al.		
2011/0315157	A1		12/2011	Mercier		

(73) Assignee: **S.O.S. COLOR LTD.**, Tel Aviv (IL)

(\*\*) Term: **14 Years**

(21) Appl. No.: **29/454,336**

(22) Filed: **May 9, 2013**

\* cited by examiner

**Related U.S. Application Data**

(63) Continuation of application No. 29/397,379, filed on Jul. 14, 2011, now abandoned, and a continuation-in-part of application No. 13/169,115, filed on Jun. 27, 2011.

*Primary Examiner* — Zenia Bennett

(74) *Attorney, Agent, or Firm* — Marc Van Dyke; 4th Dimension IP

(60) Provisional application No. 61/358,507, filed on Jun. 25, 2010.

(57) **CLAIM**

The ornamental design for a hair coloring apparatus, as shown and described.

(51) **LOC (10) Cl.** ..... **28-03**

**DESCRIPTION**

(52) **U.S. Cl.**  
USPC ..... **D28/7**

FIG. 1 is a front view of a hair coloring apparatus embodying the design.

(58) **Field of Classification Search**  
USPC ..... D28/7, 8, 20–22, 30–31, 76, 85, 99;  
132/108, 202, 208, 317, 320;  
401/202–207, 261–267; D24/119,  
D24/124–126; D1/126, 127, 130, 199;  
D6/595–601; D32/40–45; 15/209.1,  
15/244.1, 244.2, 244.3, 244.4  
CPC ..... A45D 33/00; A45D 33/34; A45D 33/36  
See application file for complete search history.

FIG. 2 is a back view thereof.

FIG. 3-4 are side views thereof.

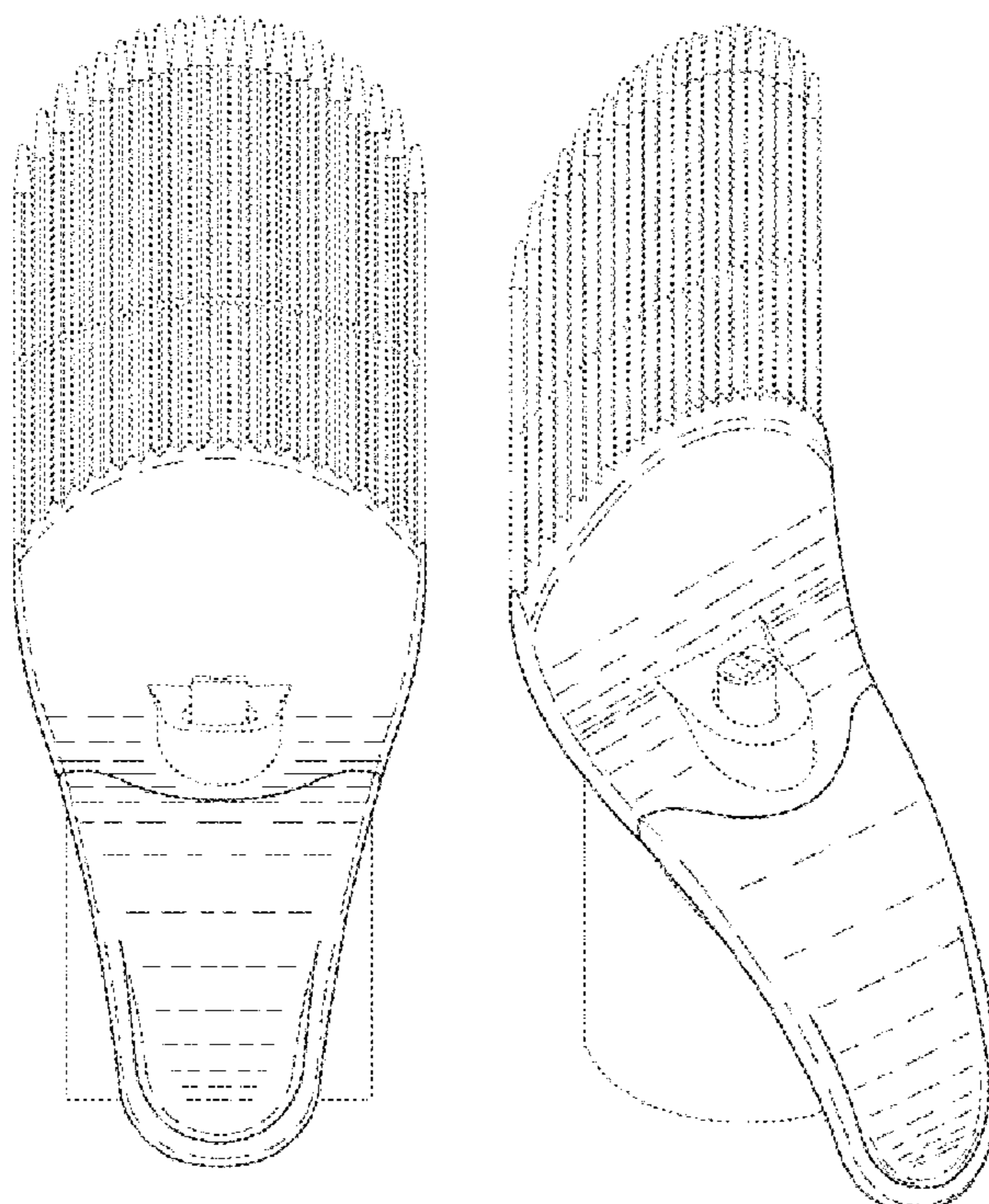
FIG. 5 is a bottom view thereof.

FIG. 6 is a top view thereof; and,

FIG. 7 is an isometric view thereof.

The broken lines in the drawings are for illustrative purposes only and do not form part of the claimed design.

**1 Claim, 6 Drawing Sheets**



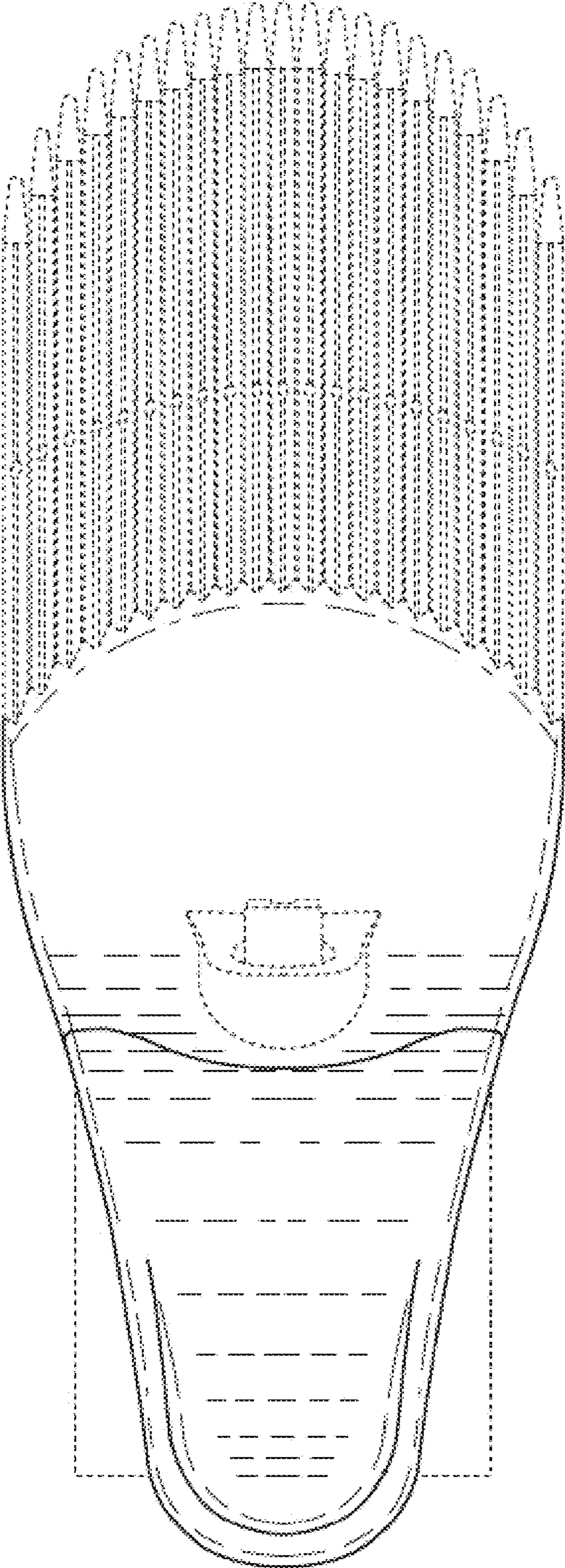


FIG 1

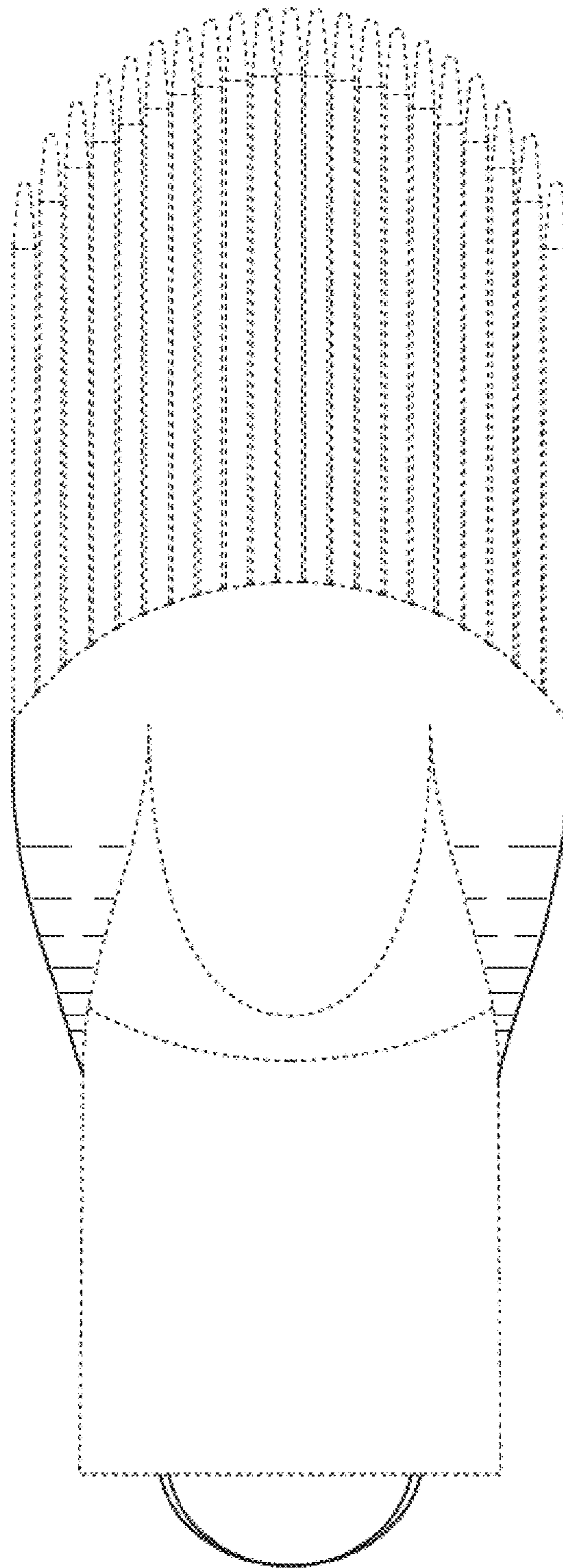
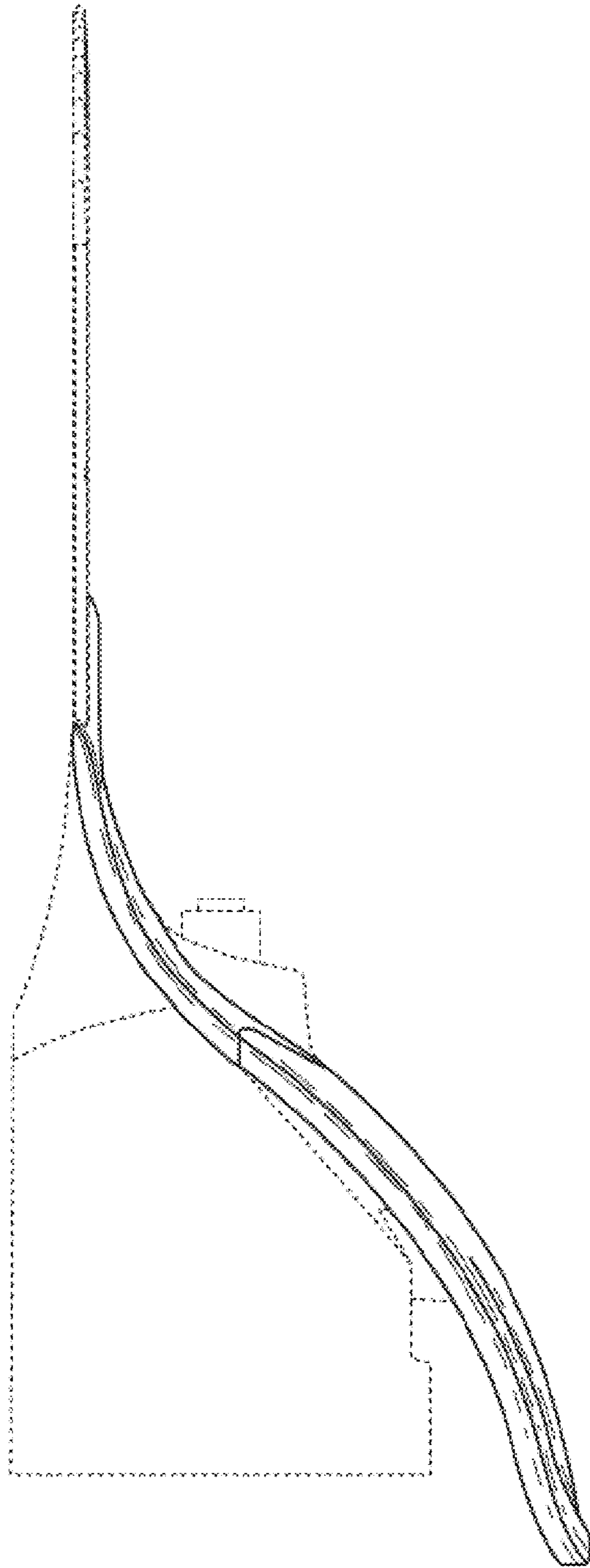
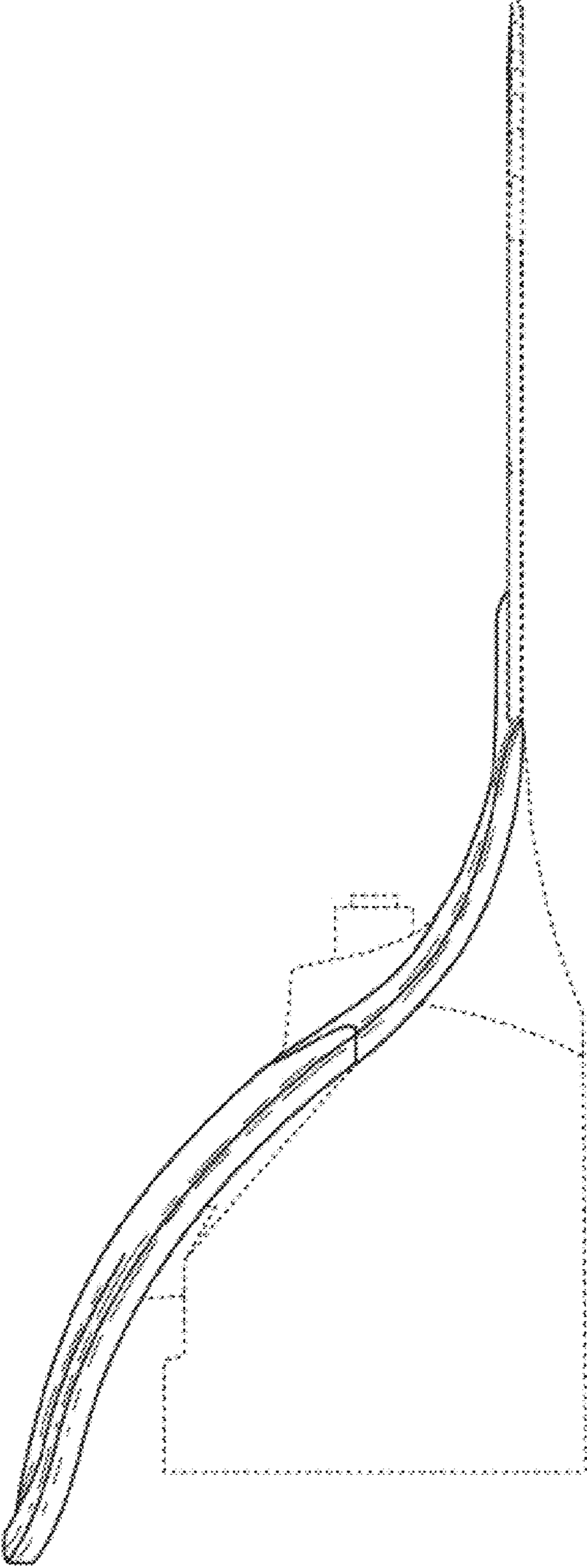


FIG 2

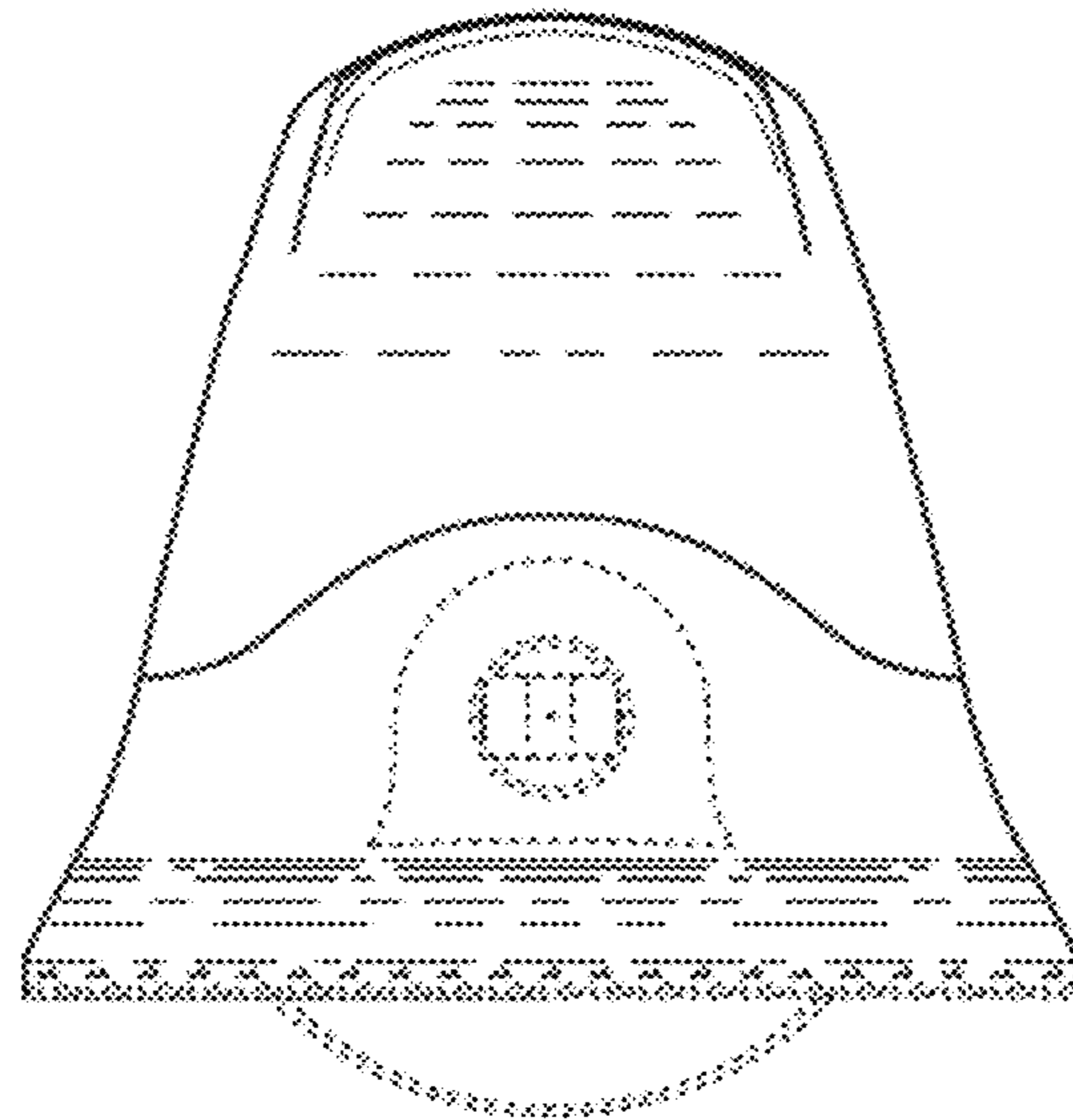




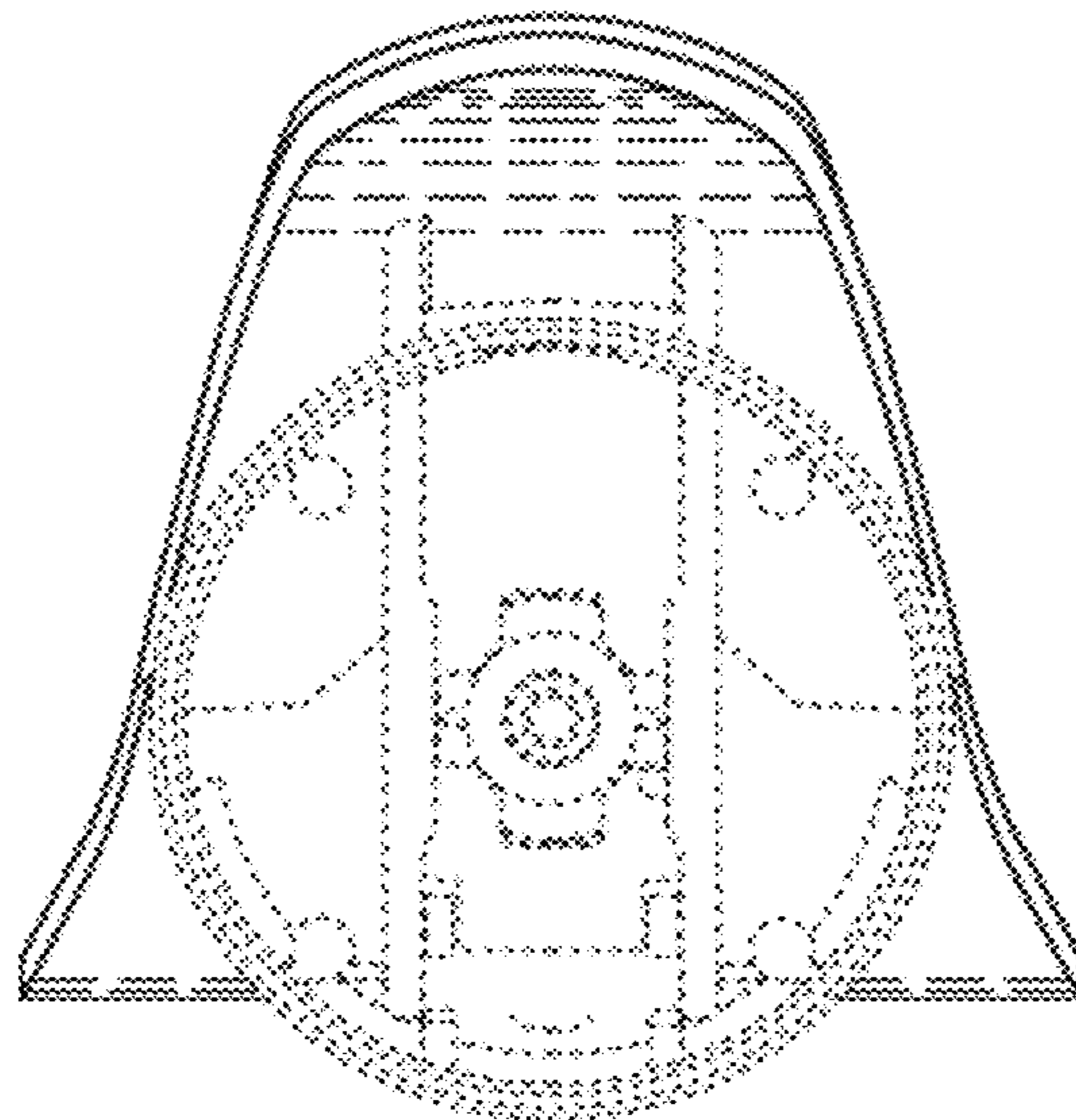
**FIG 3**



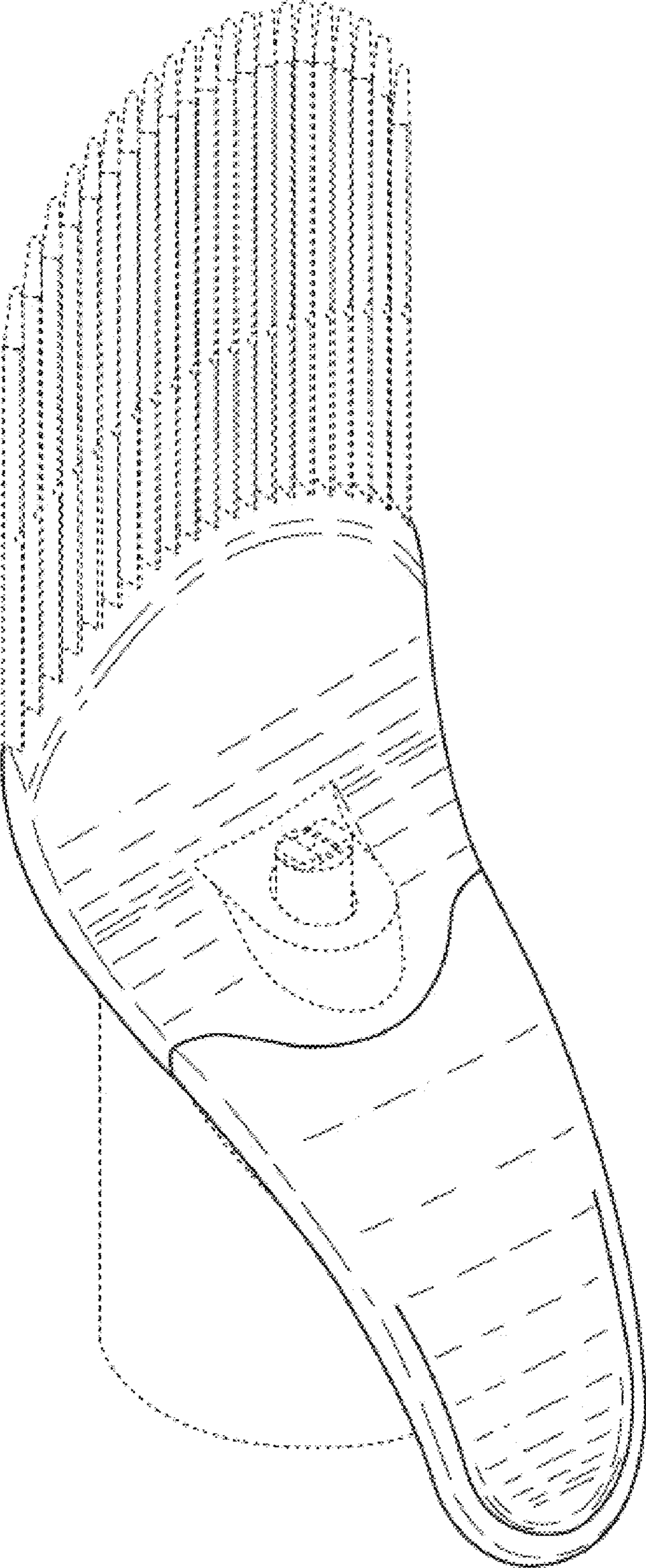
**FIG 4**



**FIG 5**



**FIG 6**



**FIG 7**