



US00D741002S

(12) **United States Design Patent**
Liu

(10) **Patent No.:** **US D741,002 S**
(45) **Date of Patent:** **** Oct. 13, 2015**

(54) **ELECTRONIC CIGARETTE CASE**

(71) Applicant: **Qiuming Liu**, Shenzhen (CN)

(72) Inventor: **Qiuming Liu**, Shenzhen (CN)

(73) Assignee: **KIMREE HI-TECH INC.**, Tortola (VG)

(**) Term: **14 Years**

(21) Appl. No.: **29/470,785**

(22) Filed: **Oct. 24, 2013**

(30) **Foreign Application Priority Data**

Jun. 25, 2013 (CN) 2013 3 0281022

(51) **LOC (10) Cl.** **27-06**

(52) **U.S. Cl.**
USPC **D27/189**

(58) **Field of Classification Search**
USPC D27/129, 141, 144, 152, 153, 157, 160,
D27/172, 174, 175, 183, 186, 187, 189-191,
D27/193, 194; D9/420, 423, 504, 529, 545,
D9/686, 688, 524, 737, 741, 746;
D13/108; 206/242, 249, 250, 256, 259,
206/261, 264, 265, 267, 268; D3/273, 294;
131/270-273, 329-330, 347; D7/513,
D7/541
CPC A24F 13/14; A24F 9/16; A24F 15/00;
A24F 15/12; A24F 15/14; A24F 15/18;
A24F 15/005; A24F 15/20; A24F 23/00;
A24F 23/04

See application file for complete search history.

(56) **References Cited**

U.S. PATENT DOCUMENTS

D279,507 S * 7/1985 Schechter et al. D27/189
D441,496 S * 5/2001 Focke et al. D27/189

D441,497 S * 5/2001 Focke et al. D27/189
D487,532 S * 3/2004 Draghetti et al. D27/189
D575,636 S * 8/2008 Krautter D9/420
D609,398 S * 2/2010 Hearn D27/189
D616,146 S * 5/2010 Holford D27/189
D681,445 S * 5/2013 van Landsveld et al. D9/423
D688,418 S * 8/2013 Liu D27/189
D700,994 S * 3/2014 Alarcon et al. D27/189
8,794,245 B1 * 8/2014 Scatterday 131/329
2010/0139676 A1 * 6/2010 Yanchev 131/329
2012/0227753 A1 * 9/2012 Newton 131/347
2014/0299491 A1 * 10/2014 Liu 206/236
2015/0008150 A1 * 1/2015 Liu 206/268

* cited by examiner

Primary Examiner — Susan Bennett Hattan

Assistant Examiner — Janice Hallmark

(74) *Attorney, Agent, or Firm* — Cheng-Ju Chiang

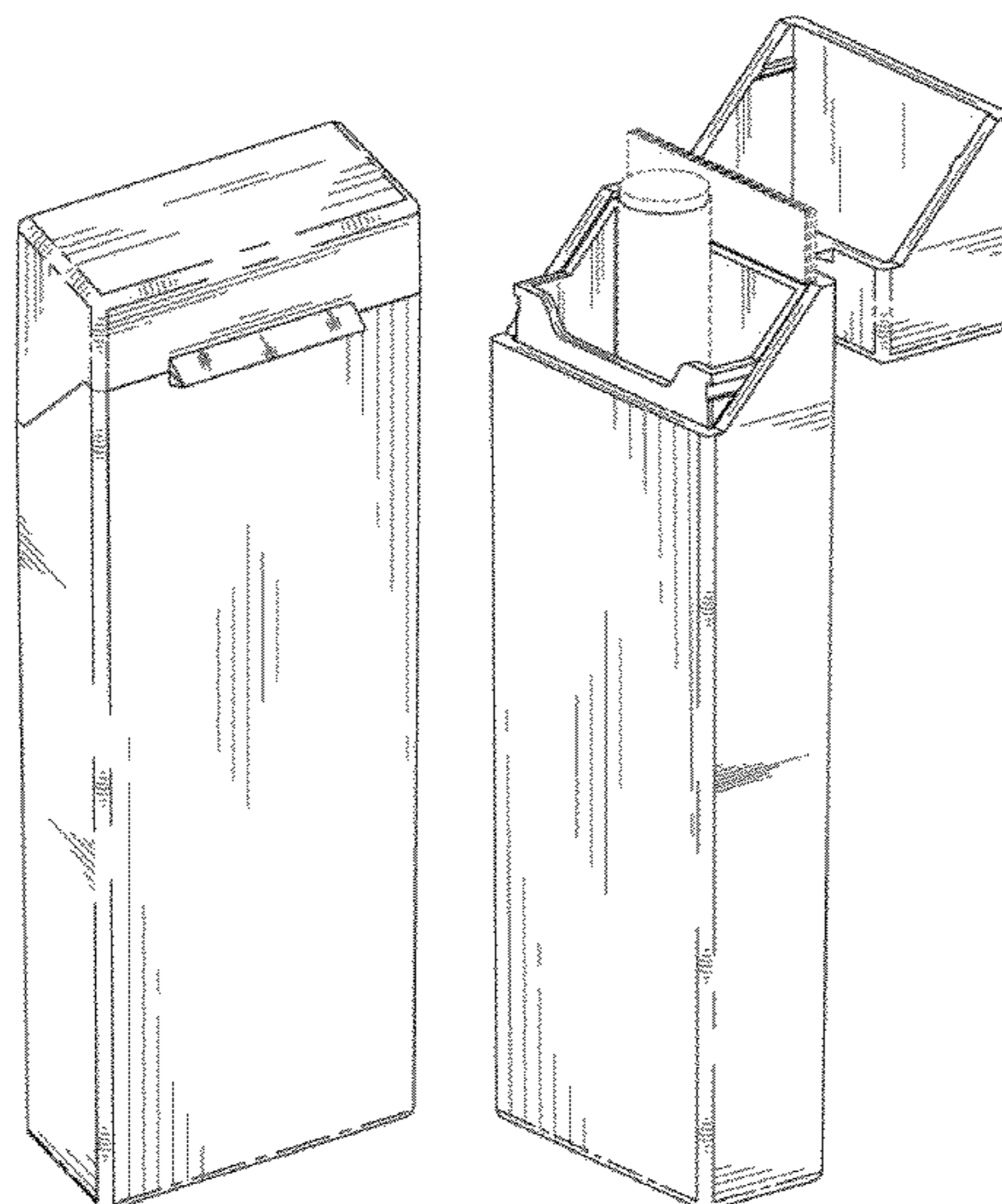
(57) **CLAIM**

The ornamental design for electronic cigarette case, as shown and described.

DESCRIPTION

FIG. 1 is a front, top and left side perspective view of the electronic cigarette case showing my new design; FIG. 2 is a rear, top and right side perspective view of FIG. 1; FIG. 3 is a front elevational view of FIG. 1; FIG. 4 is a rear elevational view of FIG. 1; FIG. 5 is a left side elevational view of FIG. 1; FIG. 6 is a right side elevational view of FIG. 1; FIG. 7 is a top plan view of FIG. 1; FIG. 8 is a bottom plan view of FIG. 1; FIG. 9 is a front, top and right side perspective view of FIG. 1 with a top cover thereof open; and, FIG. 10 is a rear, top, and right side perspective view of FIG. 1 with the top cover open. The broken lines in FIG. 8 depict part of the electronic cigarette case and the broken lines in FIG. 9 depict environmental structure; All broken lines form no part of the claimed design.

1 Claim, 10 Drawing Sheets






FIG. 1

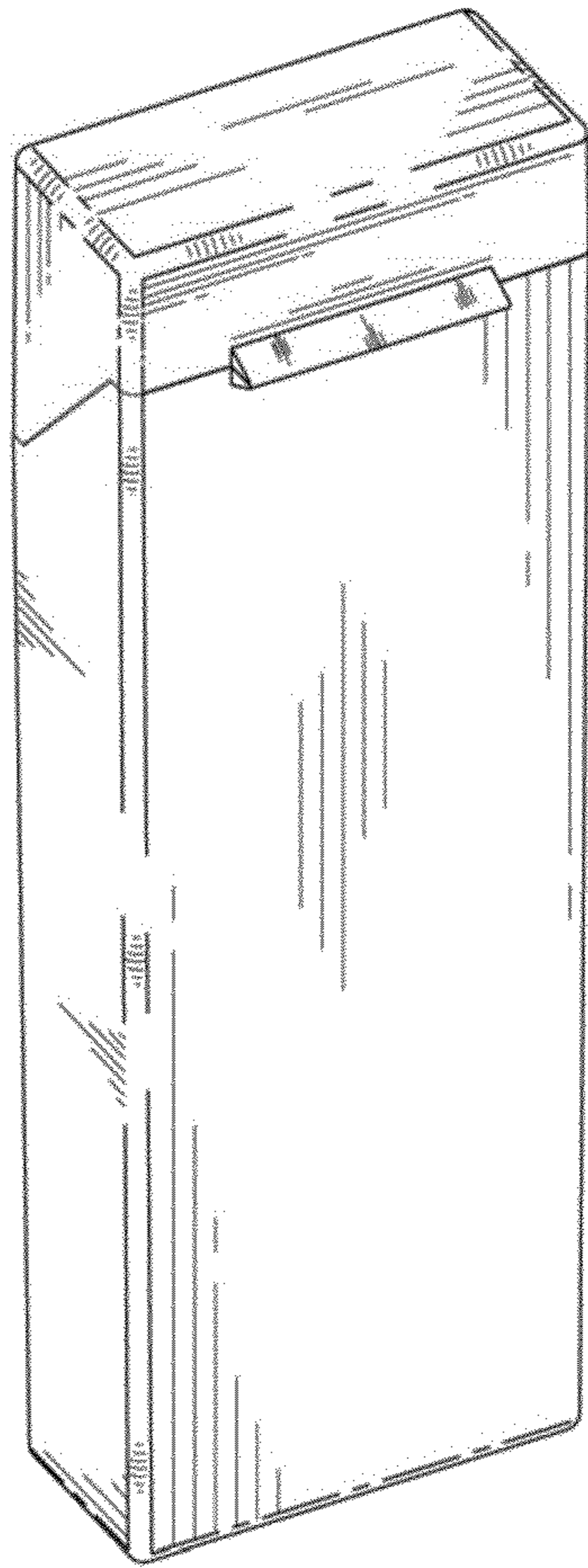


FIG. 2




FIG. 3




FIG. 4



FIG. 5




FIG. 6




FIG. 7

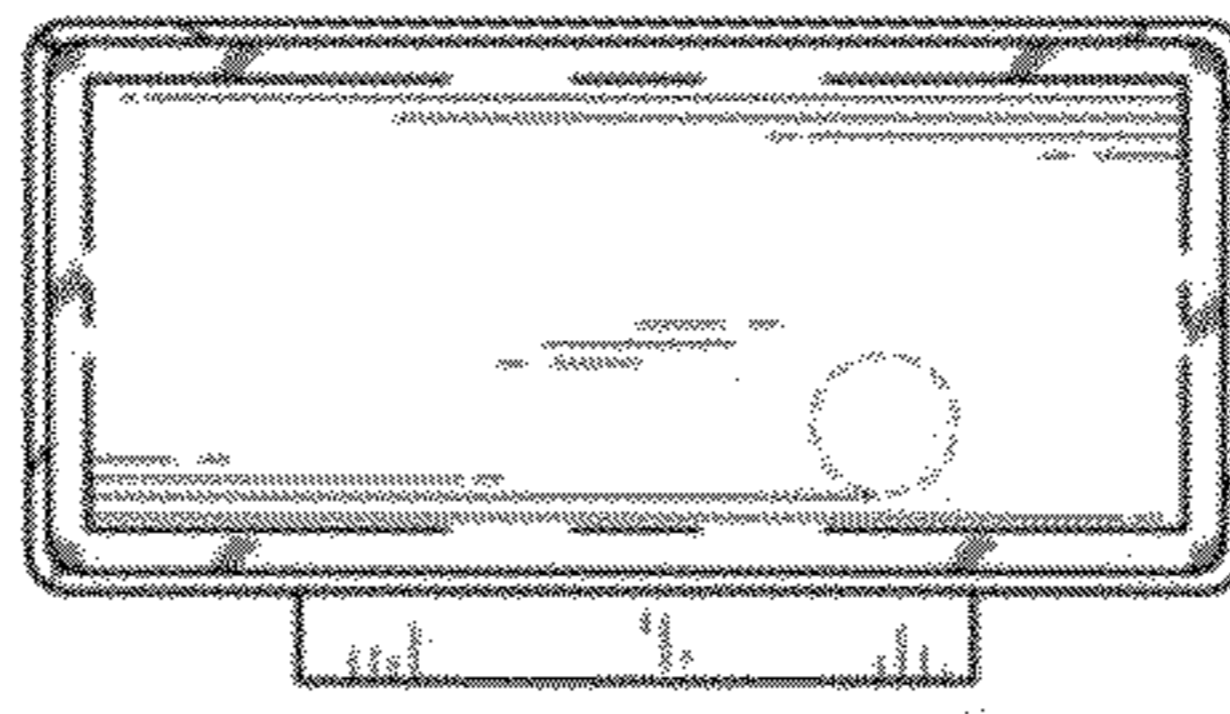


FIG. 8

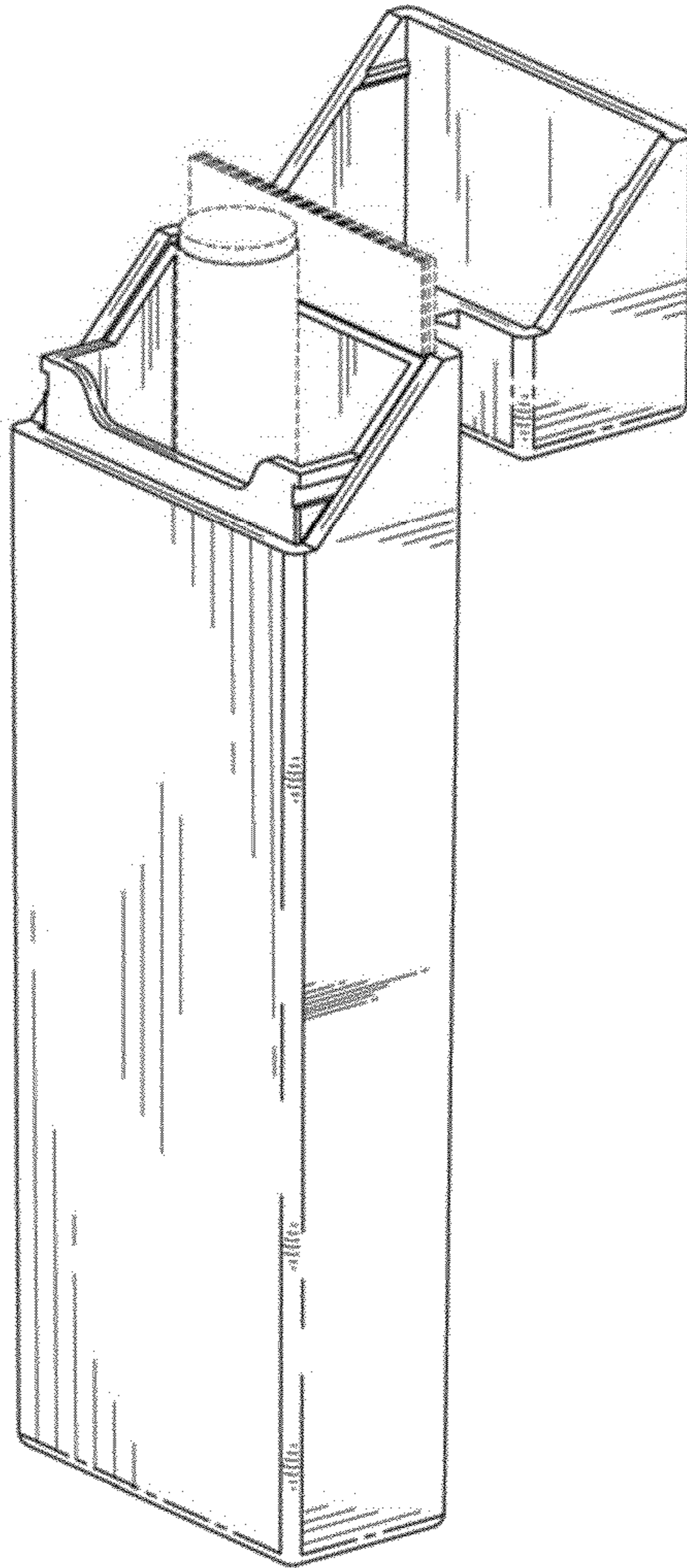


FIG. 9

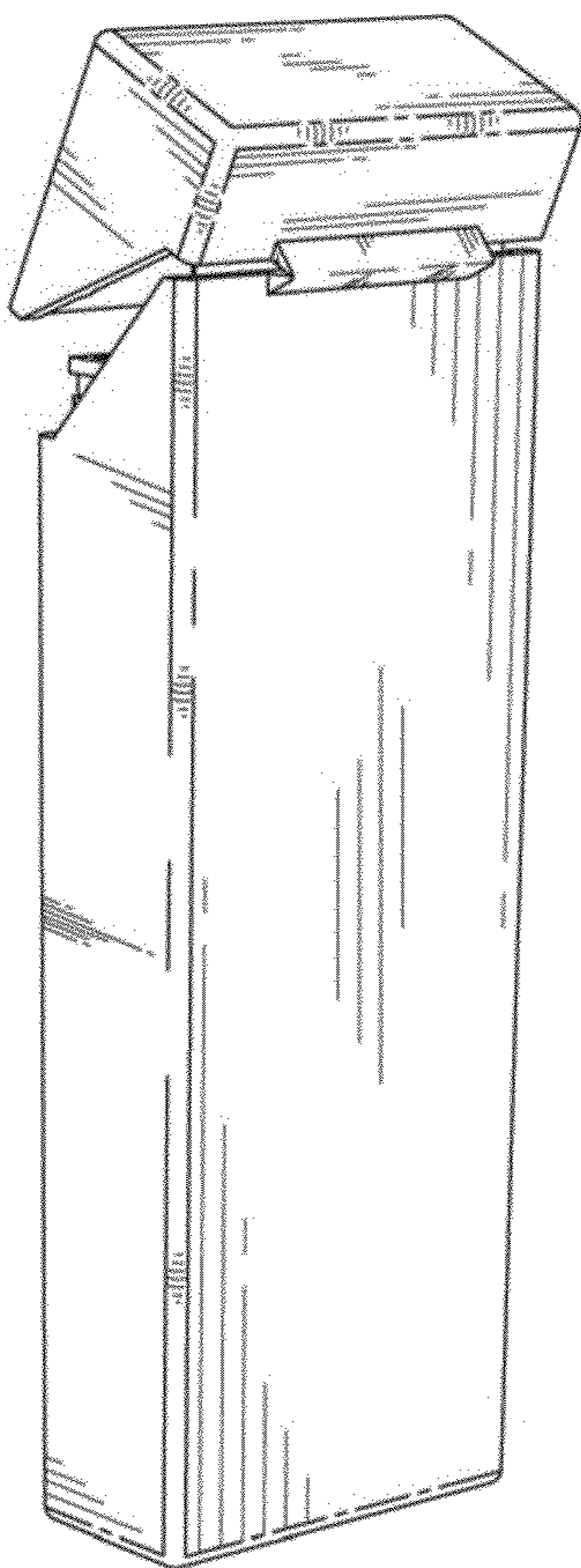


FIG. 10