



US00D740981S

(12) **United States Design Patent**
Hanaoka

(10) **Patent No.:** **US D740,981 S**
(45) **Date of Patent:** **** Oct. 13, 2015**

(54) **FRONT COMBINATION LAMP FOR AN
AUTOMOBILE**

(71) Applicant: **HONDA MOTOR CO., LTD.**, Tokyo
(JP)

(72) Inventor: **Hisakazu Hanaoka**, Saitama (JP)

(73) Assignee: **HONDA MOTOR CO., LTD.**, Tokyo
(JP)

(**) Term: **14 Years**

(21) Appl. No.: **29/475,046**

(22) Filed: **Nov. 27, 2013**

(30) **Foreign Application Priority Data**

May 31, 2013 (JP) 2013-012163

(51) **LOC (10) Cl.** **26-06**

(52) **U.S. Cl.**
USPC **D26/28**

(58) **Field of Classification Search**
USPC D26/28-36; 362/459-468, 475-478,
362/485-487
CPC B62J 6/02; B62J 6/04; B60Q 1/2607;
B60Q 1/0041; B60Q 1/04
See application file for complete search history.

(56) **References Cited**

U.S. PATENT DOCUMENTS

D528,685 S * 9/2006 Yoshida D26/28

D544,114 S * 6/2007 Ohta D26/28
D560,291 S * 1/2008 Koyama D26/28
D561,358 S * 2/2008 Tachibana D26/28
D597,232 S * 7/2009 Hanaoka D26/28
D726,353 S * 4/2015 Yagihashi D26/28
D726,941 S * 4/2015 Kato et al. D26/28
D728,133 S * 4/2015 Bieling et al. D26/28

* cited by examiner

Primary Examiner — Wan Laymon

(74) *Attorney, Agent, or Firm* — Westerman, Hattori,
Daniels & Adrian, LLP

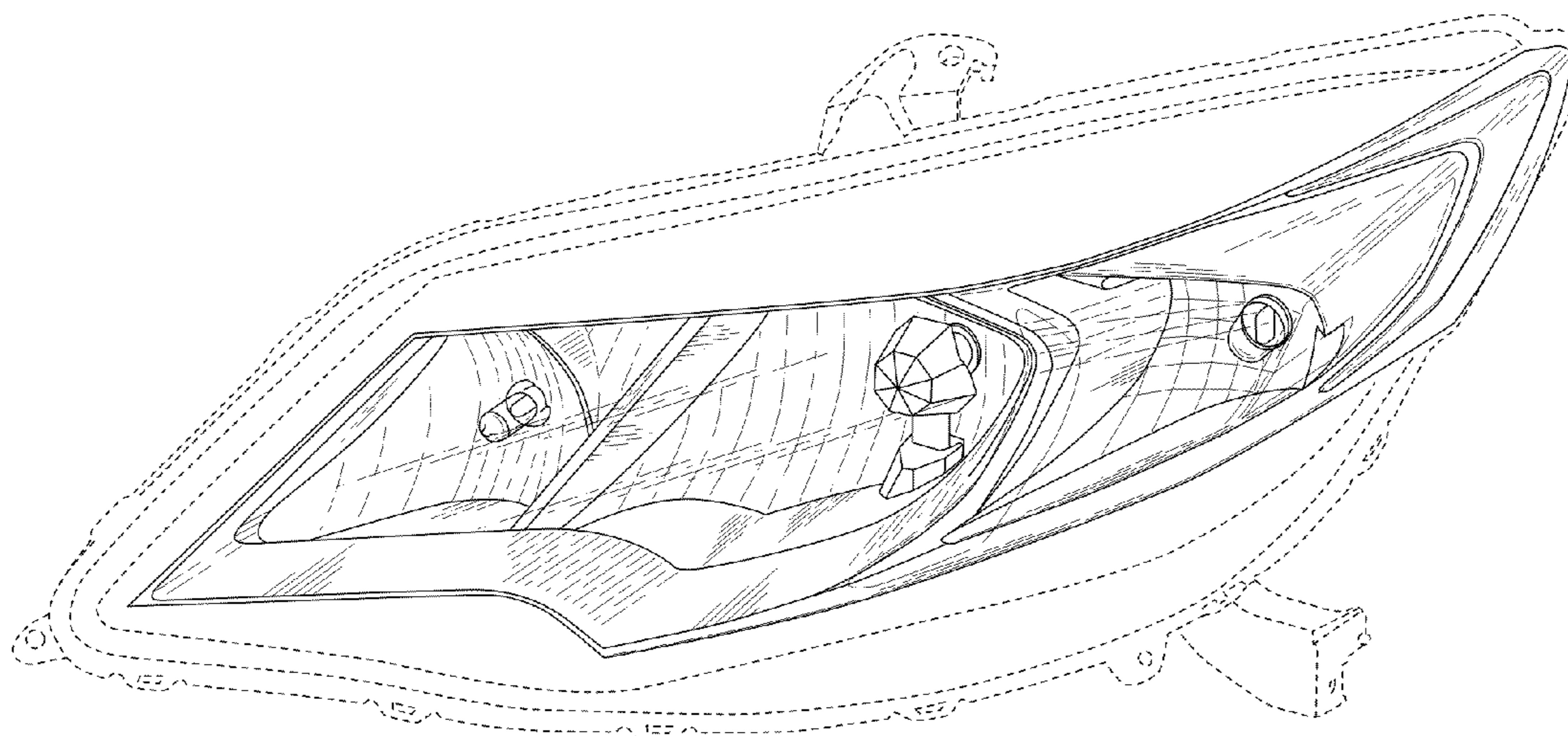
(57) **CLAIM**

The ornamental design for a front combination lamp for an
automobile, as shown and described.

DESCRIPTION

FIG. 1 is a front perspective view of a front combination lamp
for an automobile showing my new design;
FIG. 2 is a bottom perspective view thereof;
FIG. 3 is a front elevational view thereof;
FIG. 4 is a top plan view thereof; and,
FIG. 5 is a right side elevational view thereof.
The broken lines illustrate environmental structure only and
form no part of the claimed design.

1 Claim, 5 Drawing Sheets



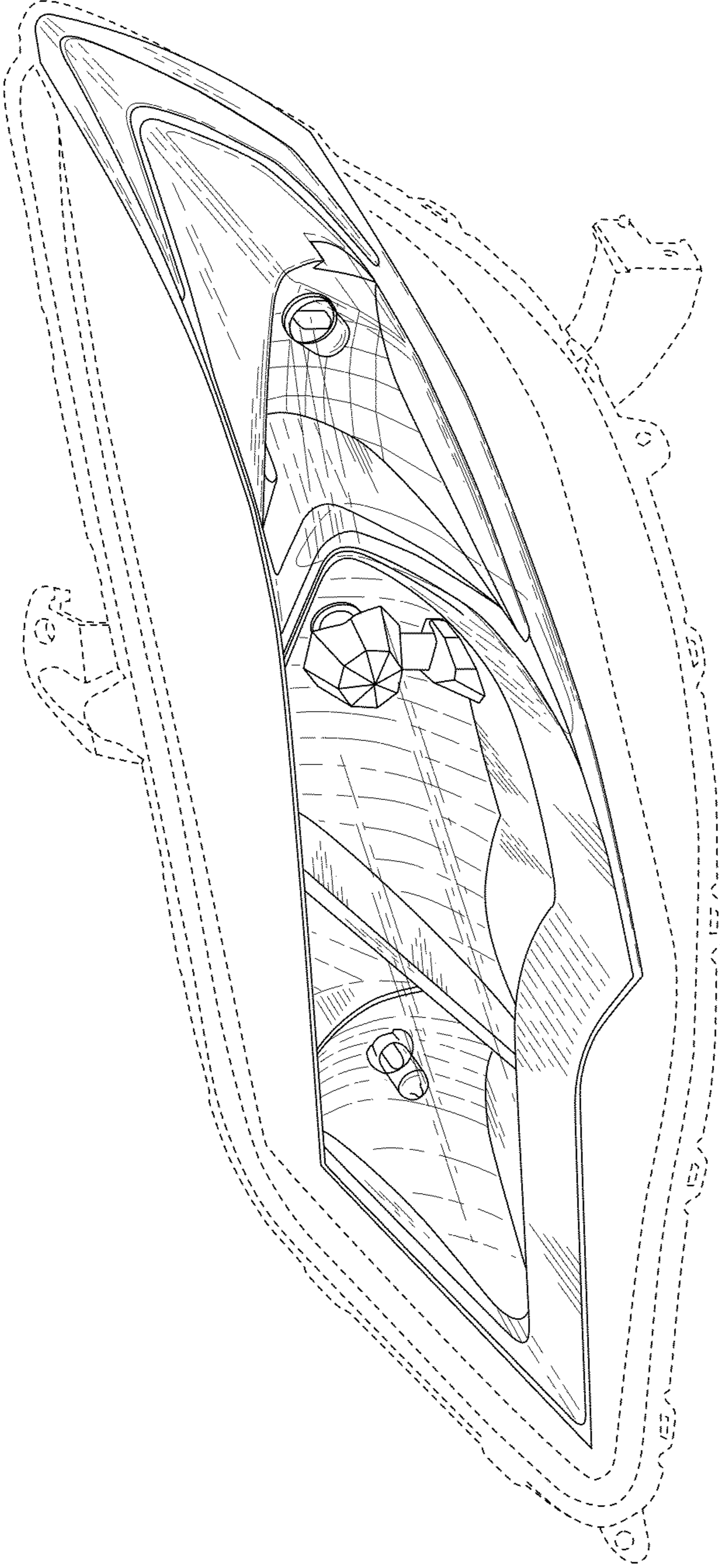


FIG.1

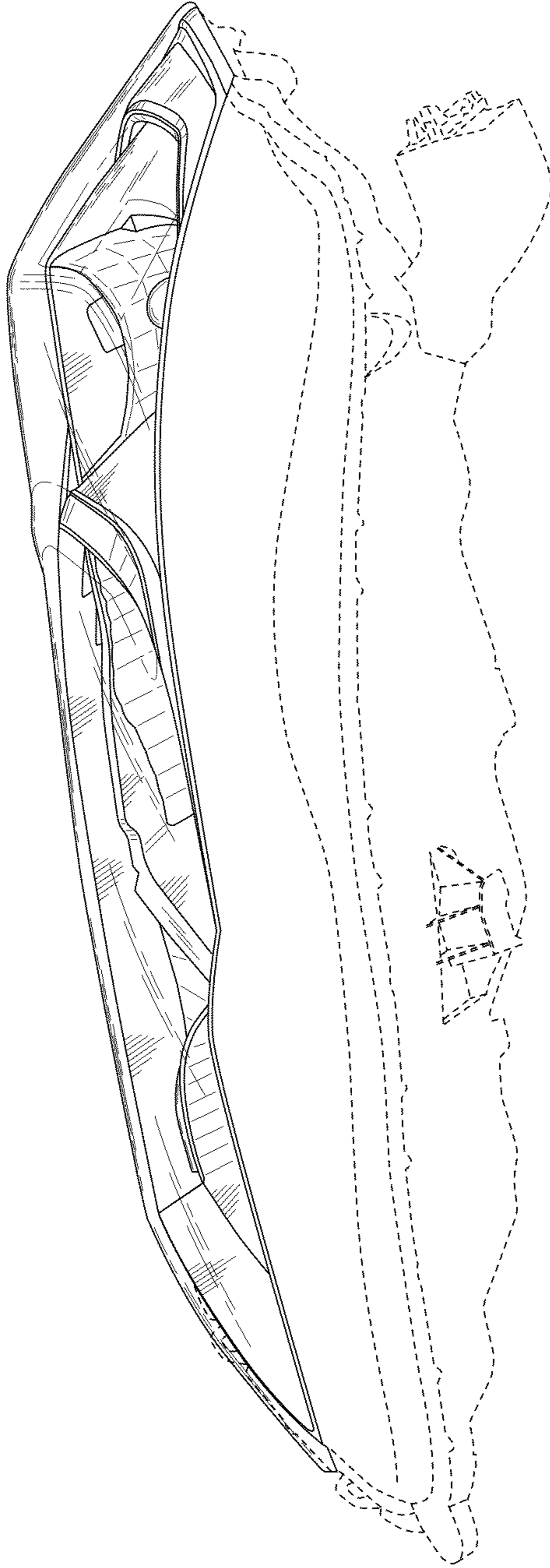


FIG.2

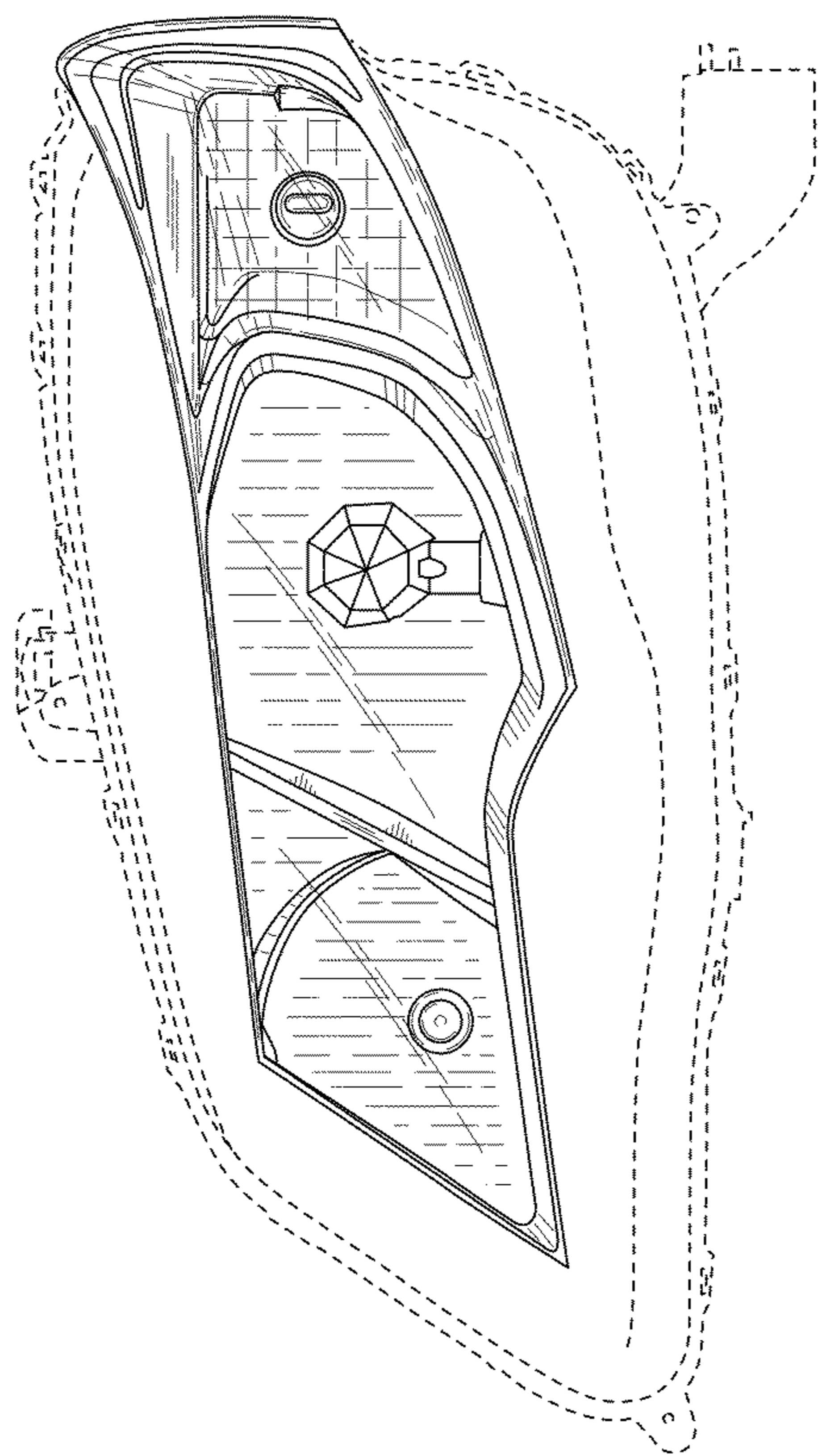


FIG.3




FIG.4

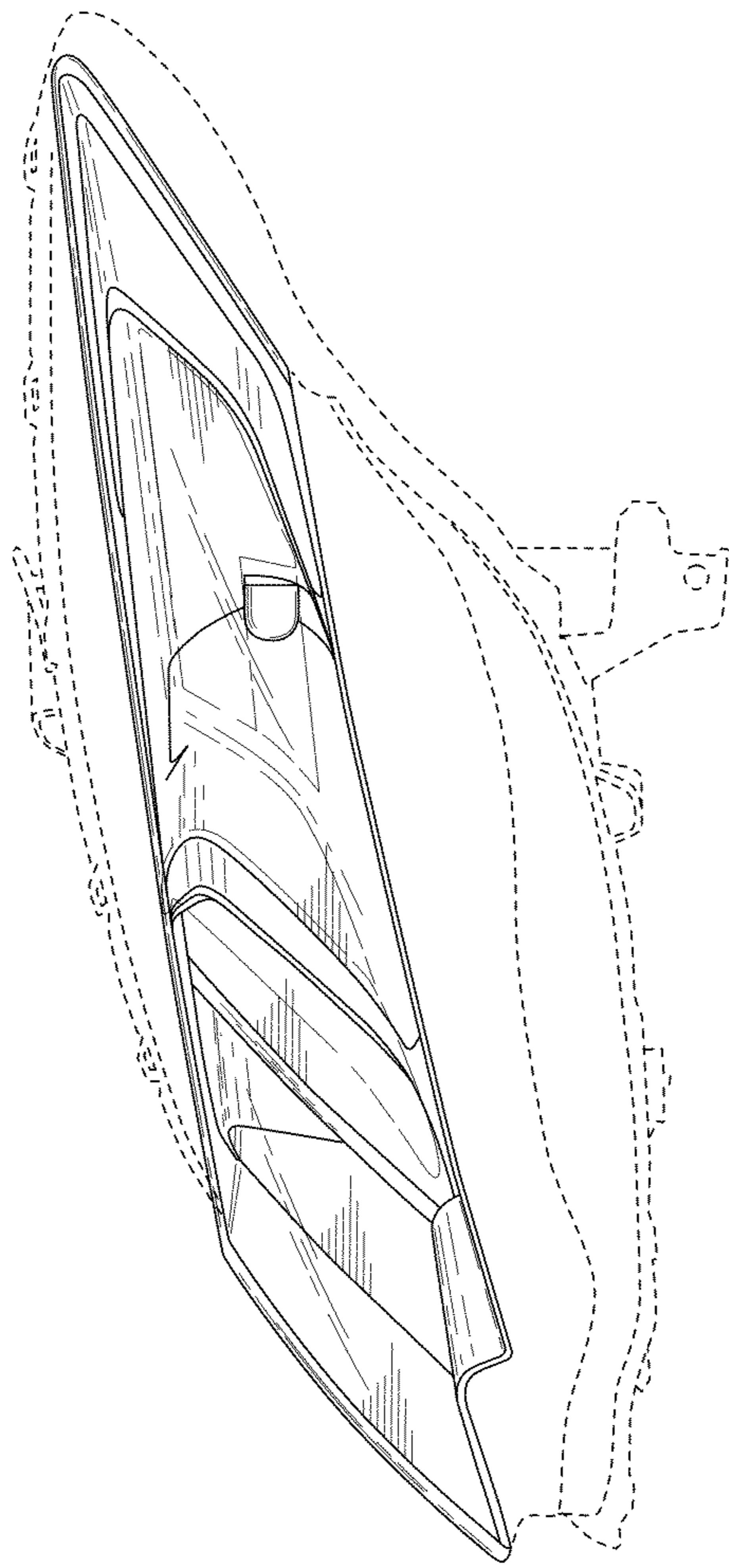


FIG.5