



US00D740952S

(12) **United States Design Patent**  
**Kawahara et al.**

(10) **Patent No.:** **US D740,952 S**  
(45) **Date of Patent:** **\*\* Oct. 13, 2015**

(54) **THERAPEUTIC EYELID PATCH WITH  
ADHESIVE LAYER CONTAINING  
THERAPEUTIC MEDICINES**

(71) Applicants: **NICHIBAN CO., LTD.**, Tokyo (JP);  
**SENJU USA, INC.**, Woodland Hills, CA  
(US)

(72) Inventors: **Koji Kawahara**, Saitama (JP); **Takao  
Hiraoka**, Aichi (JP); **Chihiro  
Kenmochi**, Aichi (JP); **Mariko Tanaka**,  
Aichi (JP); **Takahiro Ogawa**, Woodland  
Hills, CA (US)

(73) Assignees: **NICHIBAN CO., LTD.** (JP); **SENJU  
USA, INC.** (JP)

(\*\*) Term: **14 Years**

(21) Appl. No.: **29/467,878**

(22) Filed: **Sep. 24, 2013**

(30) **Foreign Application Priority Data**

Mar. 25, 2013 (JP) ..... 2013-6460

(51) **LOC (10) Cl.** ..... **24-04**

(52) **U.S. Cl.**  
USPC ..... **D24/189**

(58) **Field of Classification Search**  
USPC ..... D24/101, 103, 104, 118, 124, 127,  
D24/187-192, 200, 206, 212, 213, 218;  
D29/120.1; 128/200.24, 203.12, 848;  
206/390, 441; 602/21, 22, 41, 55, 75,  
602/79; 606/199, 204.45; 607/135  
CPC ..... A61F 9/04  
See application file for complete search history.

(56) **References Cited**

**U.S. PATENT DOCUMENTS**

2,165,668 A \* 7/1939 Vaccaro ..... 2/15  
2,283,752 A \* 5/1942 Gonsett ..... 2/15

2,527,947 A \* 10/1950 Loos ..... 604/294  
2,572,638 A \* 10/1951 Loos ..... 128/858  
4,719,909 A \* 1/1988 Micchia et al. .... 128/858  
4,793,003 A \* 12/1988 Riedel et al. .... 2/15  
4,944,040 A \* 7/1990 Riedel et al. .... 2/15  
D355,489 S \* 2/1995 Almond ..... D24/189  
D407,497 S \* 3/1999 Davis et al. .... D24/206  
5,918,600 A \* 7/1999 Durette ..... 128/857  
6,034,293 A \* 3/2000 Stamler ..... 602/41  
D570,488 S \* 6/2008 Kirksey et al. .... D24/189  
7,496,968 B2 \* 3/2009 Head ..... 2/15  
D639,441 S \* 6/2011 Sferle ..... D24/189  
D721,181 S \* 1/2015 Schiebl ..... D24/189

**FOREIGN PATENT DOCUMENTS**

JP D1091889 9/2000  
JP D1091894 9/2000  
JP D1111715 4/2001

\* cited by examiner

*Primary Examiner* — Robert M Spear  
*Assistant Examiner* — Darcey E Heflin

(74) *Attorney, Agent, or Firm* — Adams & Wilks

(57) **CLAIM**

The ornamental design for a therapeutic eyelid patch with adhesive layer containing therapeutic medicines, as shown and described.

**DESCRIPTION**

FIG. 1 is a front, left perspective view of a therapeutic eyelid patch with adhesive layer containing therapeutic medicines showing our new design;  
FIG. 2 is a top plan view thereof, the bottom plan view being a mirror image thereof;  
FIG. 3 is a front view thereof;  
FIG. 4 is a rear view thereof;  
FIG. 5 is a right side elevational view thereof, the left side elevational view being a mirror image thereof; and,  
FIG. 6 is a perspective view thereof, the broken line showing a person's head illustrating an environment of use and forming no part of the claimed design.

**1 Claim, 3 Drawing Sheets**

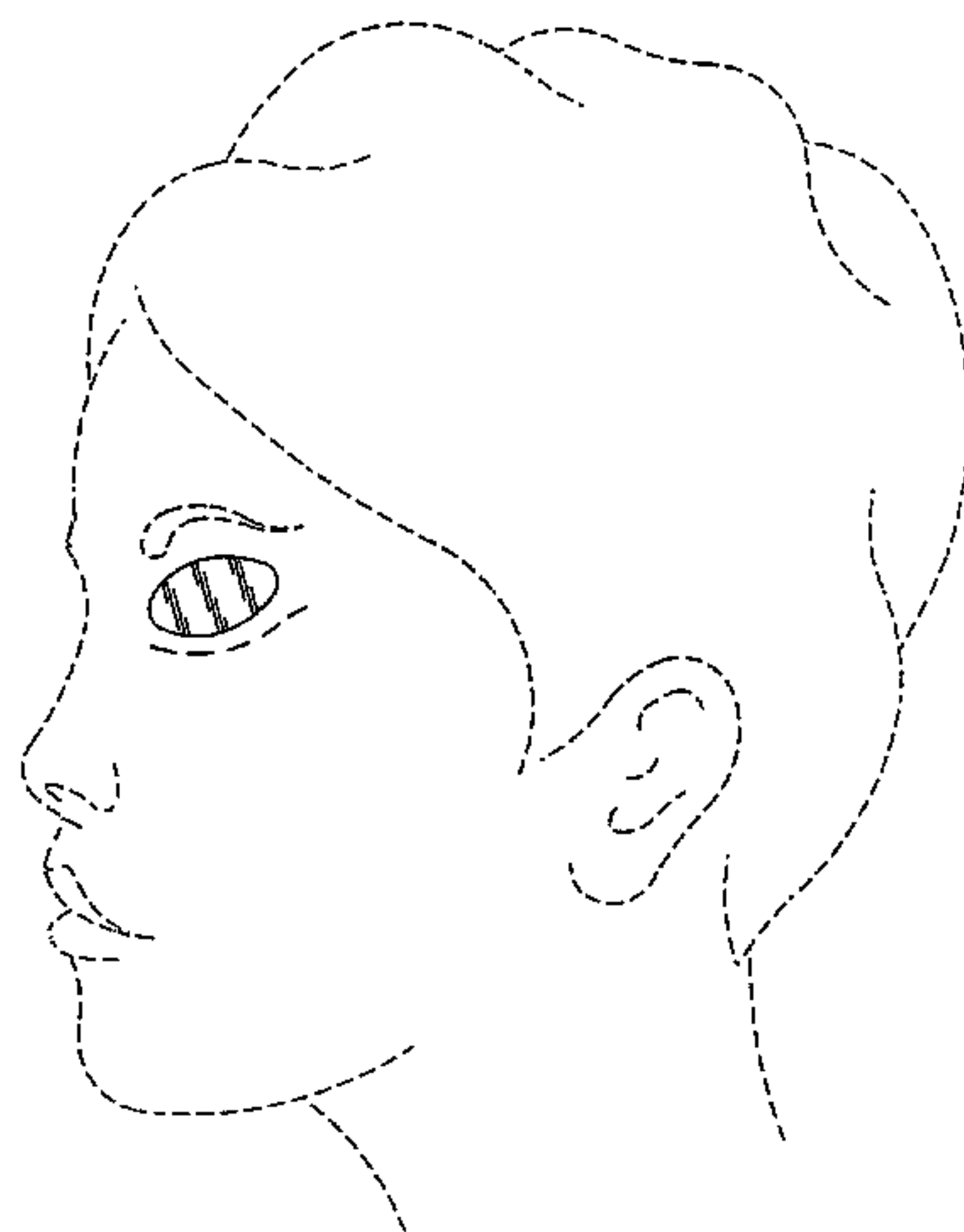


FIG. 1

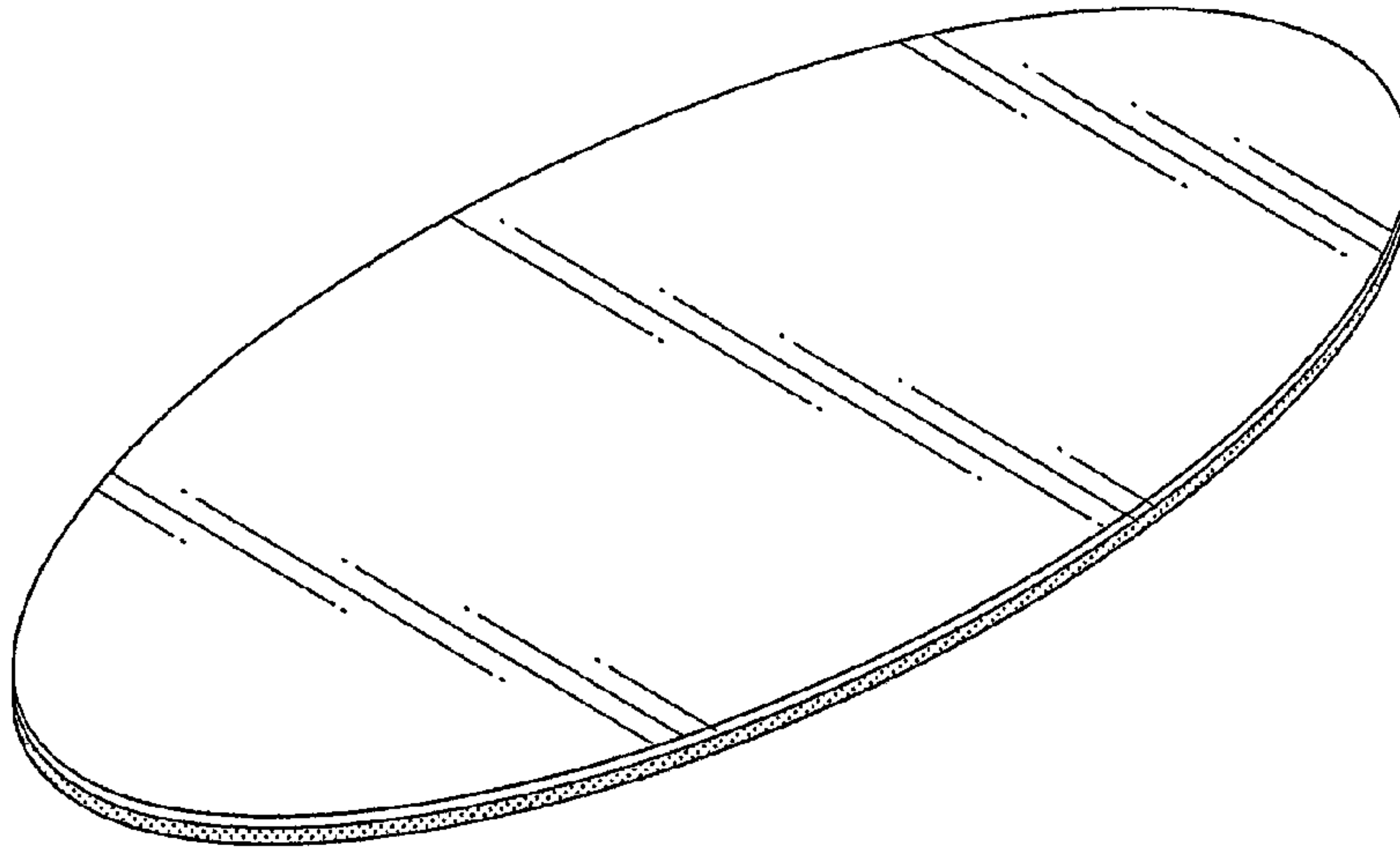


FIG. 2



FIG. 3

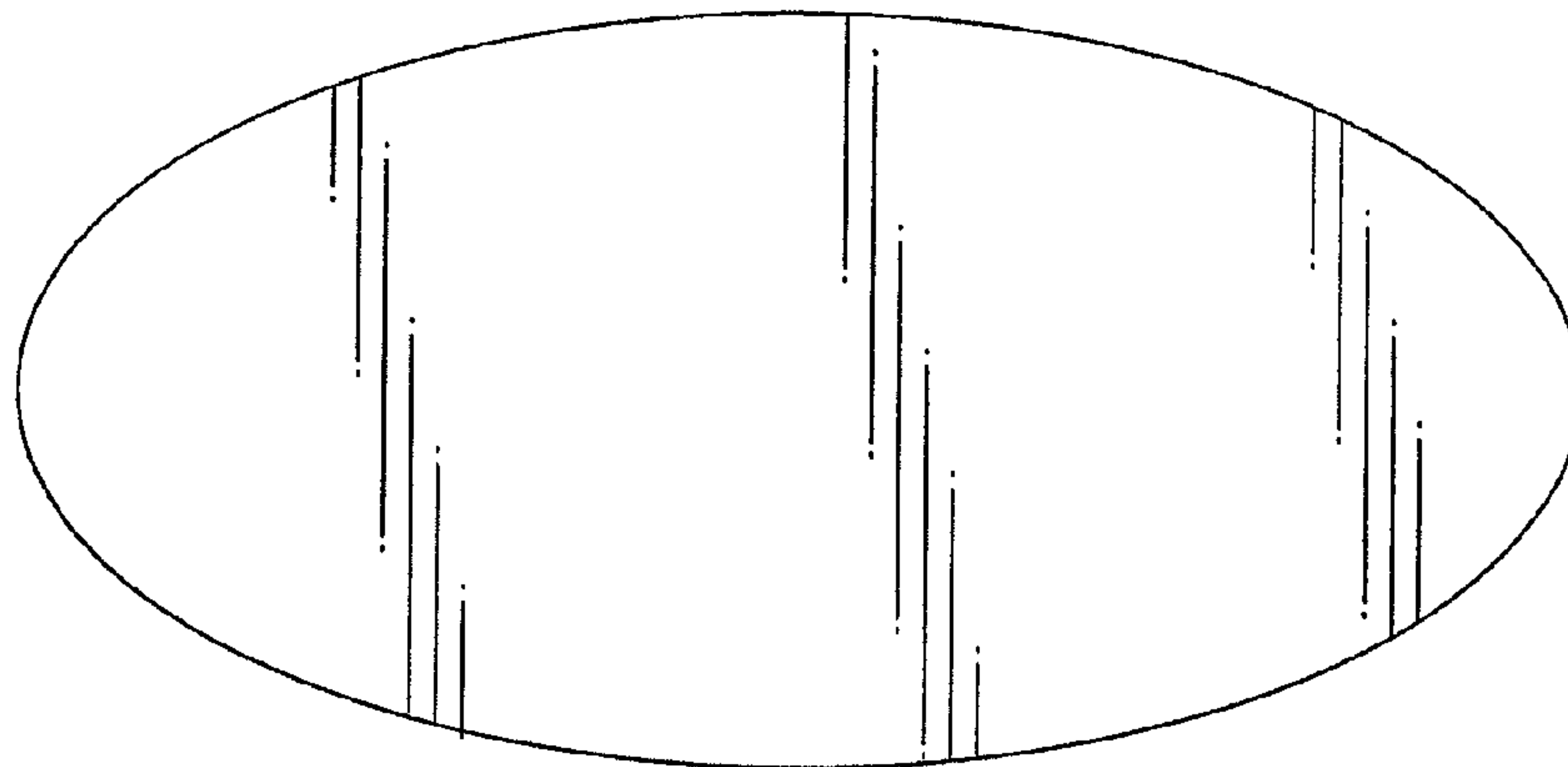


FIG. 4

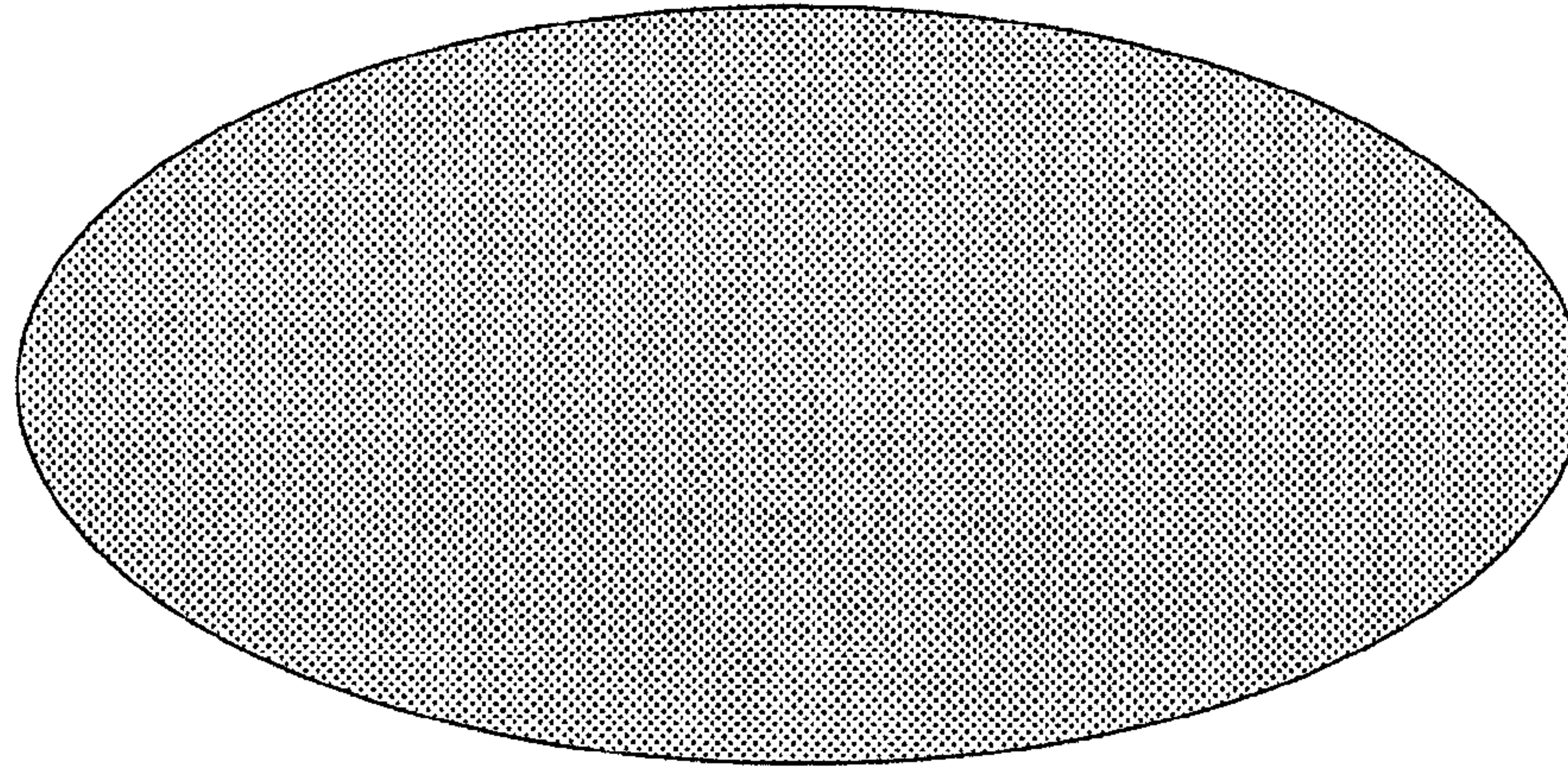


FIG. 5



FIG. 6

