



US00D740946S

(12) **United States Design Patent**  
**Szabo**

(10) **Patent No.:** **US D740,946 S**  
(45) **Date of Patent:** **\*\* Oct. 13, 2015**

- (54) **RADIOPAQUE TAPE**
- (71) Applicant: **The Spectranetics Corporation,**  
Colorado Springs, CO (US)
- (72) Inventor: **Gabe Szabo,** Colorado Springs, CO  
(US)
- (73) Assignee: **The Spectranetics Corporation,**  
Colorado Springs, CO (US)

5,189,690 A	2/1993	Samuel	
5,193,106 A	3/1993	DeSena	
5,216,700 A *	6/1993	Cherian	378/163
5,260,985 A	11/1993	Mosby	
D375,324 S	11/1996	Grass	
5,743,899 A	4/1998	Zinreich	
5,953,826 A	9/1999	Goodyer et al.	
6,067,722 A	5/2000	Goodyer et al.	

(Continued)

(\*\*) Term: **14 Years**

(21) Appl. No.: **29/513,413**

(22) Filed: **Dec. 30, 2014**

(51) **LOC (10) Cl.** ..... **24-01**

(52) **U.S. Cl.**  
USPC ..... **D24/158**

(58) **Field of Classification Search**  
USPC ..... D24/158-161, 140; D20/22-24, 30;  
D10/64, 65, 70, 71; 378/162-165;  
600/414, 420, 426; D5/29, 30  
CPC ..... A61B 19/54; A61B 2019/5454; A61B  
2019/5466  
See application file for complete search history.

(56) **References Cited**

**U.S. PATENT DOCUMENTS**

2,650,308 A	8/1953	Catlin	
D199,807 S *	12/1964	Wilson	D10/71
3,941,127 A *	3/1976	Froning	604/506
D251,547 S	4/1979	McLeod	
4,194,122 A	3/1980	Mitchell et al.	
4,204,706 A	5/1980	Blum et al.	
4,334,530 A	6/1982	Hassell	
D273,769 S *	5/1984	Sidrak	D10/71
4,506,676 A	3/1985	Duska	
4,543,091 A *	9/1985	Froning et al.	604/116
4,860,331 A	8/1989	Williams et al.	
4,985,019 A	1/1991	Michelson	
D322,125 S *	12/1991	Dorsey	D24/140

**FOREIGN PATENT DOCUMENTS**

EP	1352208 A2	7/2002
EP	1493387 A2	1/2005

(Continued)

**OTHER PUBLICATIONS**

Design U.S. Appl. No. 29/513,412 entitled Radiopaque Tape filed Dec. 30, 2014.

(Continued)

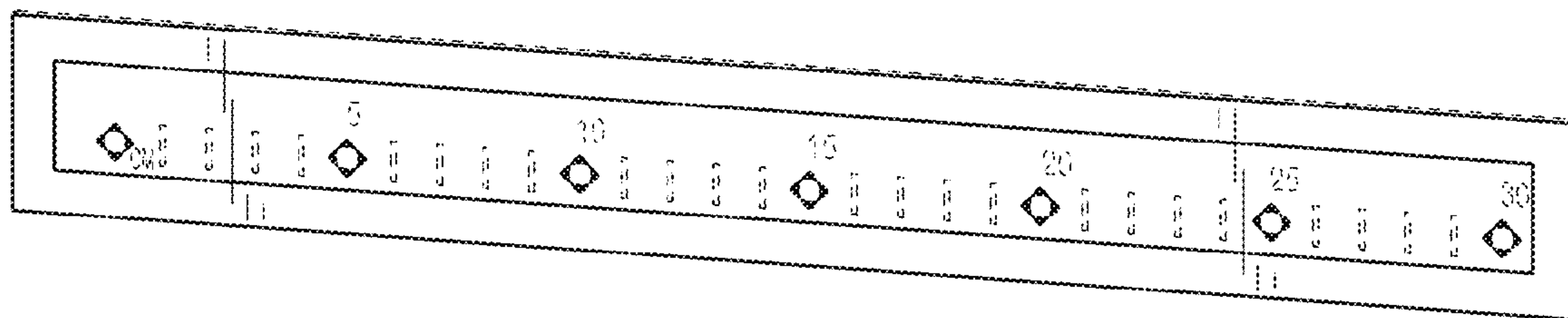
*Primary Examiner* — Anhdao Doan  
(74) *Attorney, Agent, or Firm* — Faegre Baker Daniels LLP

(57) **CLAIM**  
The ornamental design for a radiopaque tape, as shown and described.

**DESCRIPTION**

FIG. 1 is a front perspective view of a radiopaque tape showing the new design;  
FIG. 2 is a front side view thereof;  
FIG. 3 is a back (rear) side view thereof;  
FIG. 4 is a top side view thereof;  
FIG. 5 is a bottom side view thereof;  
FIG. 6 is a left side (end) view thereof; and,  
FIG. 7 is a right side (end) view thereof.  
The broken lines shown in the drawings represent portions of the radiopaque tape that form no part of the claimed design.

**1 Claim, 1 Drawing Sheet**



(56)

References Cited

U.S. PATENT DOCUMENTS

6,198,807 B1 3/2001 DeSena  
 D442,099 S \* 5/2001 Davis et al. .... D10/74  
 6,269,148 B1 7/2001 Jessop et al.  
 6,333,970 B1 12/2001 Lemaitre et al.  
 6,356,621 B1 3/2002 Furumori et al.  
 D463,564 S 9/2002 Siegwart et al.  
 6,637,124 B2 10/2003 Pederson  
 6,658,089 B1 12/2003 Mohr et al.  
 6,714,628 B2 3/2004 Broyles et al.  
 6,826,257 B2 11/2004 Sayre et al.  
 D503,980 S \* 4/2005 Sayre et al. .... D24/158  
 D515,701 S 2/2006 Horhota et al.  
 7,086,172 B2 8/2006 Gunnar et al.  
 7,127,040 B2 10/2006 Sayre et al.  
 D559,985 S 1/2008 Dzierlatka  
 D602,590 S \* 10/2009 Dzierlatka .... D24/158  
 D634,010 S 3/2011 DeCarlo  
 D646,789 S 10/2011 Barth  
 D652,331 S \* 1/2012 Weise et al. .... D10/71  
 D655,341 S 3/2012 Yanagawa et al.  
 8,204,575 B2 6/2012 Stetz et al.  
 8,357,145 B2 1/2013 Schleicher et al.  
 D698,029 S 1/2014 Traboulsi et al.

D704,343 S 5/2014 Inoo et al.  
 2004/0116802 A1 6/2004 Jessop et al.  
 2007/0073143 A1\* 3/2007 Siegel et al. .... 600/426  
 2011/0051892 A1 3/2011 Shafer  
 2012/0065503 A1 3/2012 Rogers et al.  
 2012/0302863 A1 11/2012 O'Neill  
 2014/0094678 A1 4/2014 Traboulsi et al.  
 2014/0270067 A1\* 9/2014 Clark ..... 378/62

FOREIGN PATENT DOCUMENTS

EP 1069395 B1 7/2006  
 EP 2133037 B1 9/2010  
 EP 2531107 A1 12/2012  
 WO 2014032171 A1 3/2014

OTHER PUBLICATIONS

Design U.S. Appl. No. 29/513,414 entitled Radiopaque Tape filed Dec. 30, 2014.  
 Design U.S. Appl. No. 29/513,415 entitled Radiopaque Tape filed Dec. 30, 2014.  
 Design U.S. Appl. No. 29/513,416 entitled Radiopaque Tape filed Dec. 30, 2014.

\* cited by examiner

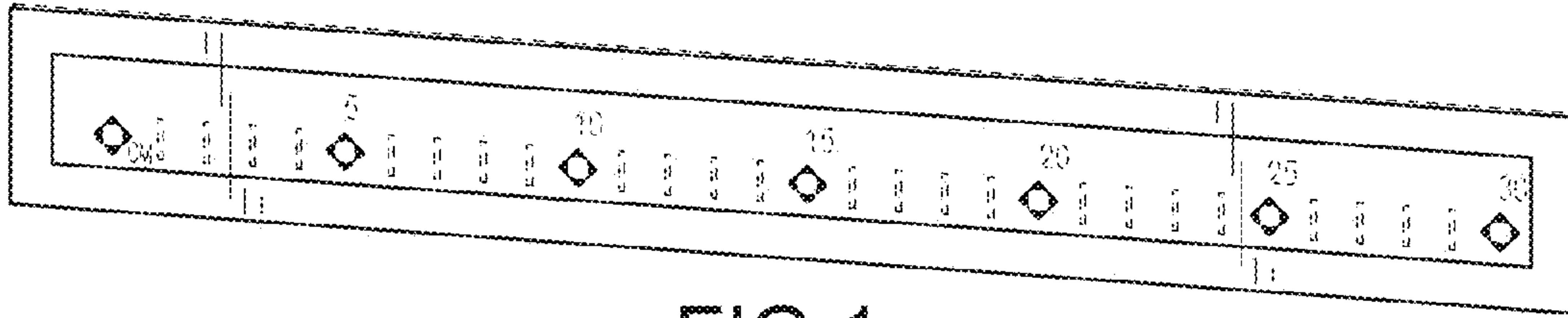


FIG. 1



FIG. 2



FIG. 3

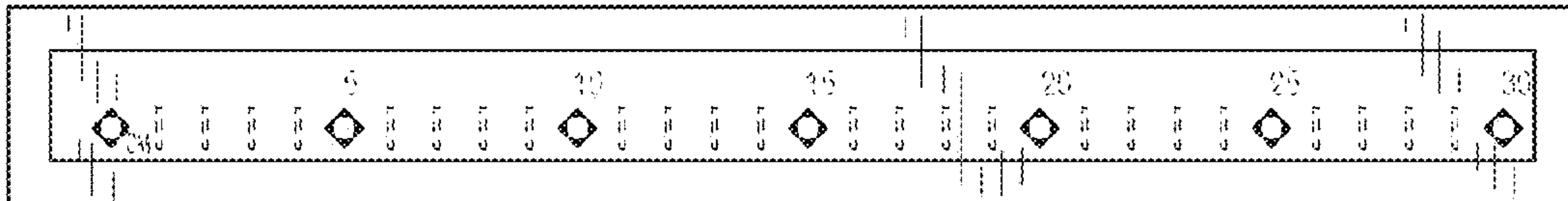


FIG. 4



FIG. 5

FIG. 6

FIG. 7