



US00D740913S

(12) **United States Design Patent**
Siemantel

(10) **Patent No.:** **US D740,913 S**

(45) **Date of Patent:** **** Oct. 13, 2015**

(54) **FISHING LURE ENHANCEMENT**

(71) Applicant: **William M. Siemantel**, Castaic, CA
(US)

(72) Inventor: **William M. Siemantel**, Castaic, CA
(US)

(**) Term: **14 Years**

(21) Appl. No.: **29/489,950**

(22) Filed: **May 5, 2014**

(51) **LOC (10) Cl.** **22-05**

(52) **U.S. Cl.**
USPC **D22/127**

(58) **Field of Classification Search**
USPC D22/126-133; 43/42.1, 42.24, 42.25,
43/42.28, 42.31, 42.37, 42.39
See application file for complete search history.

(56) **References Cited**

U.S. PATENT DOCUMENTS

3,537,207 A * 11/1970 McClellan et al. 43/42.24
D237,492 S * 11/1975 Zimmerman D22/127

4,914,850 A * 4/1990 Rice 43/42.24
D346,005 S * 4/1994 Franks D22/128
D452,548 S * 12/2001 Bambacigno D22/126
D460,801 S * 7/2002 Jones D22/127
D637,686 S 5/2011 Rago

* cited by examiner

Primary Examiner — Catheri Oliver-Garcia

(74) *Attorney, Agent, or Firm* — QuickPatents; Kevin Prince

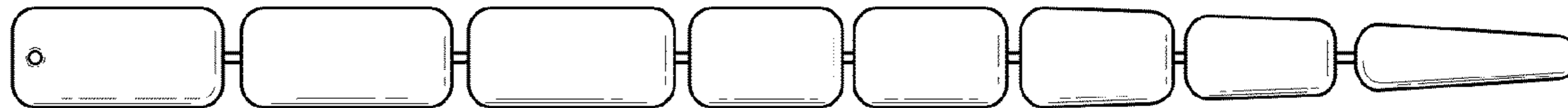
(57) **CLAIM**

I claim the ornamental design for a fishing lure enhancement,
as shown and described.

DESCRIPTION

FIG. 1 is a perspective view of a fishing lure enhancement,
showing my new design;
FIG. 2 is a top plan view thereof;
FIG. 3 is a bottom plan view thereof;
FIG. 4 is a front elevational view thereof; and,
FIG. 5 is a rear elevational view thereof.
The broken lines showing a fishing lure in FIG. 1 depict
environmental matter and form no part of the claimed design.

1 Claim, 2 Drawing Sheets



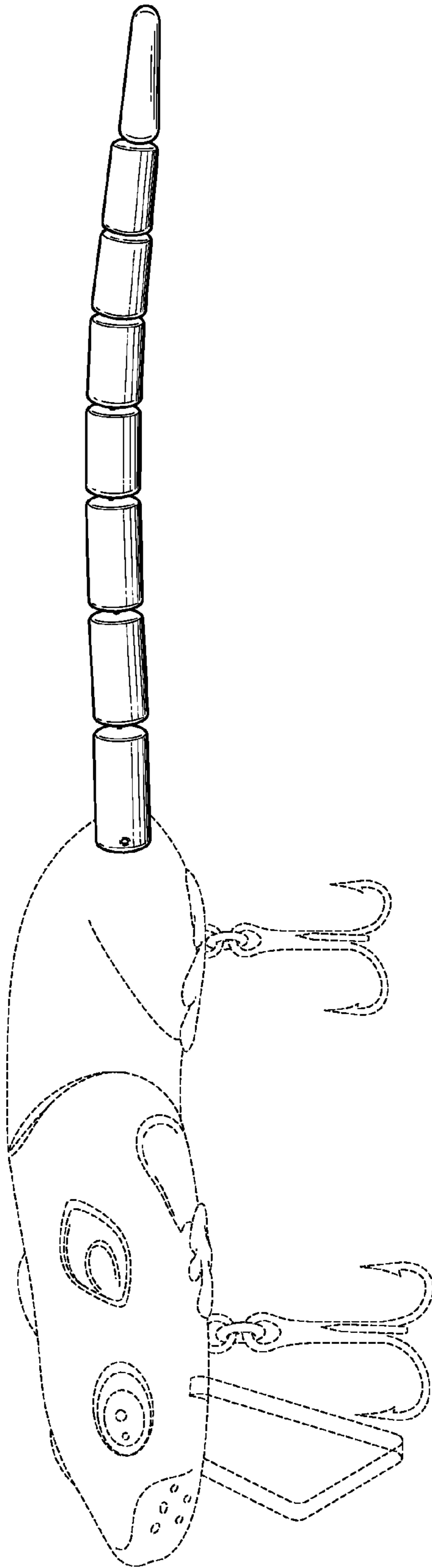


FIG. 1

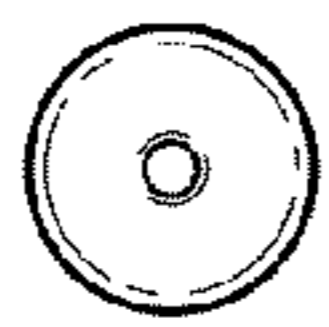


FIG. 2



FIG. 3

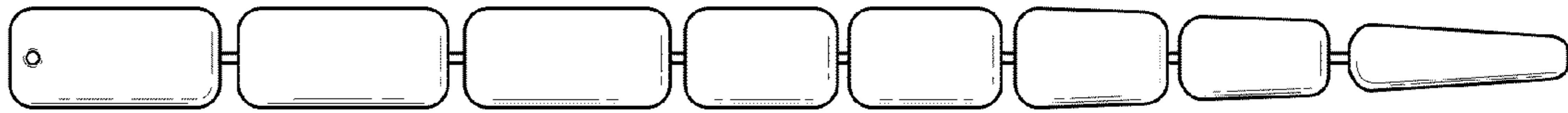


FIG. 4

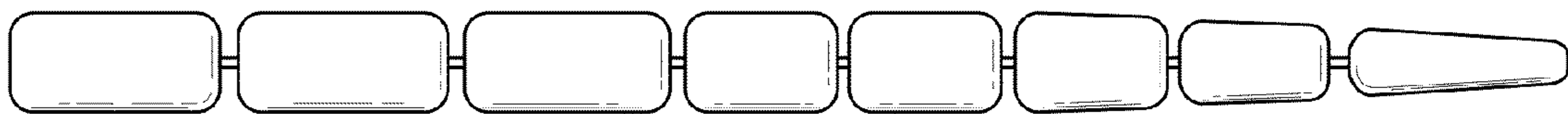


FIG. 5