



US00D740911S

(12) **United States Design Patent**
Goodman

(10) **Patent No.:** **US D740,911 S**
(45) **Date of Patent:** **** Oct. 13, 2015**

(54) **SILHOUETTE TARGET**

(71) Applicant: **Jason Allen Goodman**, Little Elm, TX
(US)

(72) Inventor: **Jason Allen Goodman**, Little Elm, TX
(US)

(**) Term: **14 Years**

(21) Appl. No.: **29/489,259**

(22) Filed: **Apr. 29, 2014**

(51) **LOC (10) Cl.** **22-04**

(52) **U.S. Cl.**
USPC **D22/113**

(58) **Field of Classification Search**

USPC D22/113, 199; 463/52-56; 273/331,
273/348, 407, 127 R, 190

CPC F41J 9/00; F41J 9/02; F41J 9/04;
F41J 9/06; F41J 9/08; F41J 9/10; F41J 9/14;
F41J 9/16; F41J 5/18; F41J 5/20; F41J 5/205;
F41J 5/22; F41J 1/00; F41J 1/01; F41J 1/08;
F41J 1/10

See application file for complete search history.

(56) **References Cited**

U.S. PATENT DOCUMENTS

2,613,080 A * 10/1952 Dow 273/383
3,423,092 A * 1/1969 Walter 273/378

5,383,671 A * 1/1995 Teets et al. 273/407
8,091,894 B2 * 1/2012 Kreiman et al. 273/390
9,068,800 B2 * 6/2015 McHale et al.
2007/0046760 A1 * 3/2007 Zara 347/105
2007/0262529 A1 * 11/2007 Gamez et al. 273/409
2008/0054570 A1 * 3/2008 Potterfield et al. 273/403
2014/0319215 A1 * 10/2014 Farca et al. 235/404
2014/0360081 A1 * 12/2014 Lupher et al. 42/120

* cited by examiner

Primary Examiner — Michael A Pratt


(57) **CLAIM**

The ornamental design for a silhouette target, as shown and described.

DESCRIPTION

FIG. 1 is a perspective front view of a silhouette target; FIG. 2 is a front elevation view of the silhouette target; FIG. 3 is a rear elevation view of the silhouette target; FIG. 4 is a left side elevation view of the silhouette target; the right side view being a mirror image thereof; FIG. 5 is a top elevation view of the silhouette target; the bottom elevation view being a mirror image thereof; and, FIG. 6 is an exploded view of the silhouette target. The exploded pieces are shown in broken lines for illustrative purposes only and form no part of the claimed design.

1 Claim, 3 Drawing Sheets






FIG. 1




FIG. 2



FIG. 3



FIG. 4




FIG. 5

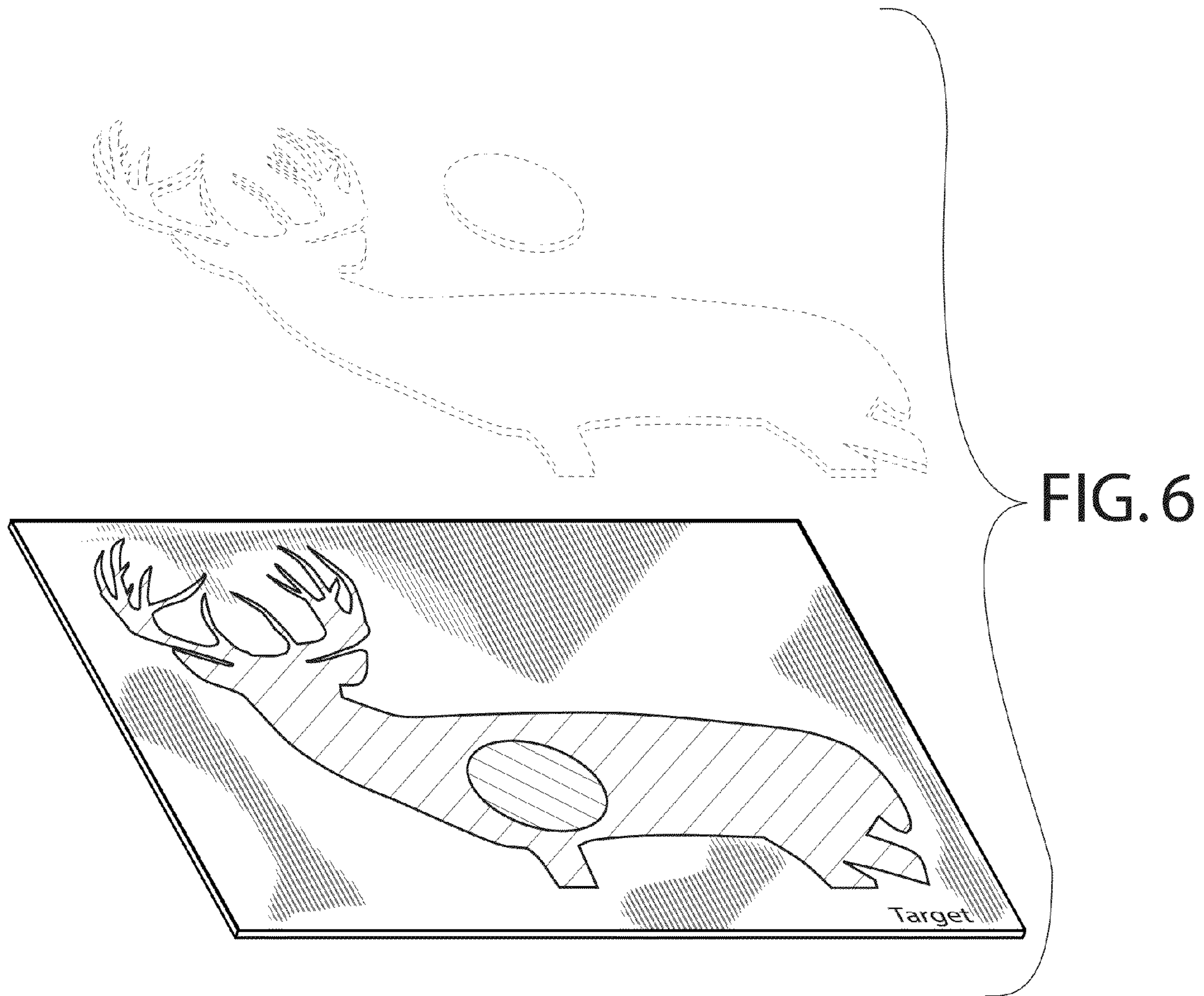


FIG. 6