



US00D740900S

(12) **United States Design Patent**
Molgaard et al.

(10) **Patent No.:** **US D740,900 S**

(45) **Date of Patent:** **** Oct. 13, 2015**

(54) **GOLF PUTTER HEAD**

(71) Applicants: **Eric Lee Molgaard**, Stockton, CA (US);
Robert Beckham, Woodbridge, CA
(US)

(72) Inventors: **Eric Lee Molgaard**, Stockton, CA (US);
Robert Beckham, Woodbridge, CA
(US)

(**) Term: **14 Years**

(21) Appl. No.: **29/510,109**

(22) Filed: **Nov. 25, 2014**

(51) **LOC (10) Cl.** **21-02**

(52) **U.S. Cl.**
USPC **D21/738; D21/743**

(58) **Field of Classification Search**
USPC D21/736-746
CPC ... A63B 53/0487; A63B 53/065; A63B 53/00
See application file for complete search history.

(56) **References Cited**

U.S. PATENT DOCUMENTS

3,394,937 A * 7/1968 Allport 473/293
D303,559 S * 9/1989 Florian D21/738

D399,546 S * 10/1998 Polzin D21/738
D401,990 S * 12/1998 Berkebile D21/738
D405,138 S * 2/1999 Koumarios D21/738
D410,513 S * 6/1999 Gardner D21/736
D521,581 S * 5/2006 Johnson D21/736
D682,958 S * 5/2013 Gishi D21/738

* cited by examiner

Primary Examiner — Mitchell Siegel

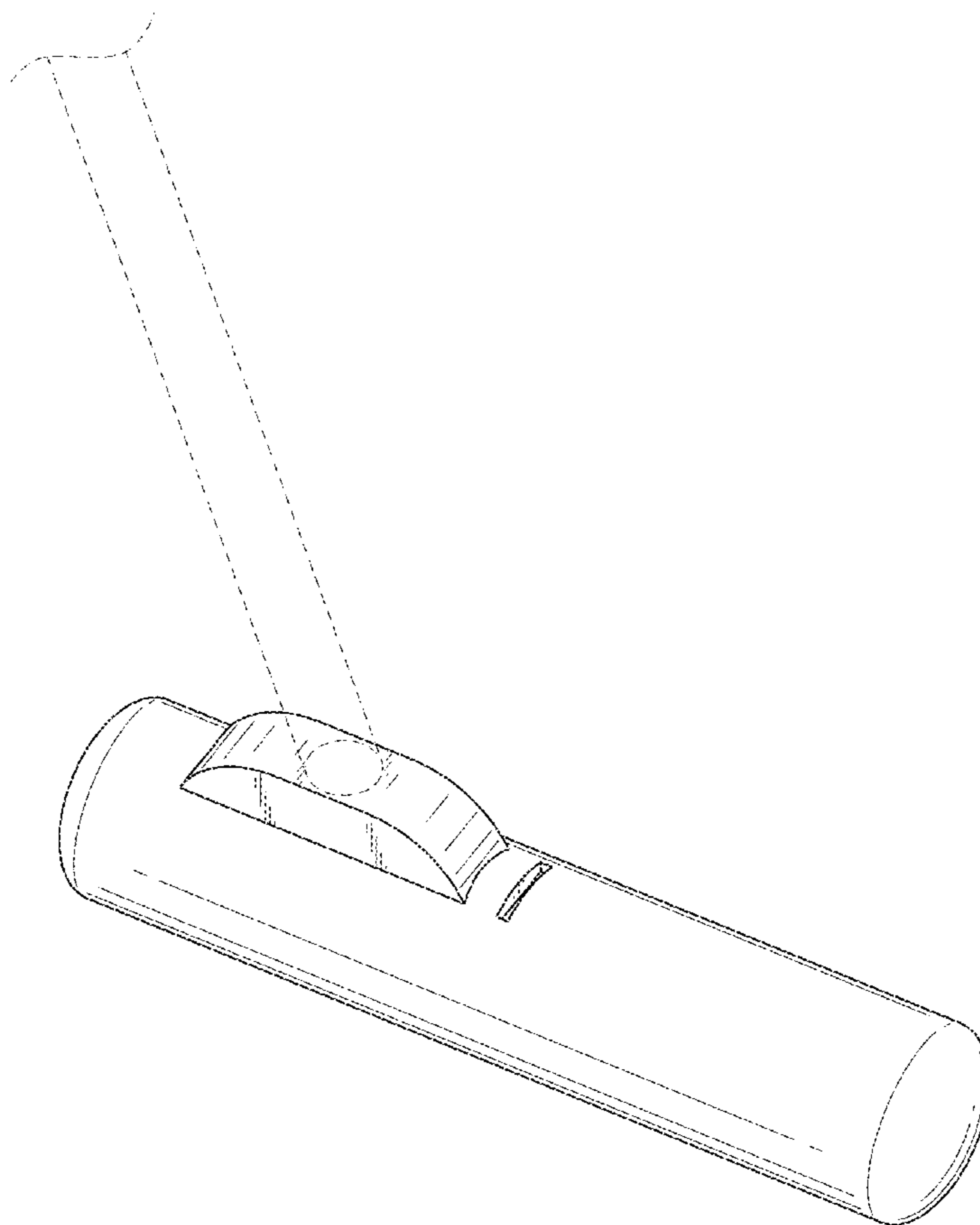
(57) **CLAIM**

The ornamental design for a golf putter head, as shown and described.

DESCRIPTION

FIG. 1 is a front perspective view of a golf putter head; FIG. 2 is a front elevation view of the golf putter head; the rear elevation view being a mirror image thereof; FIG. 3 is a left side elevation view of the golf putter head; the right side elevation view being a mirror image thereof; FIG. 4 is a top plan view of the golf putter head; and, FIG. 5 is a bottom plan view of the golf putter head. The broken lines shown in the drawings illustrate portions of the golf putter head that form no part of the claimed design.

1 Claim, 3 Drawing Sheets



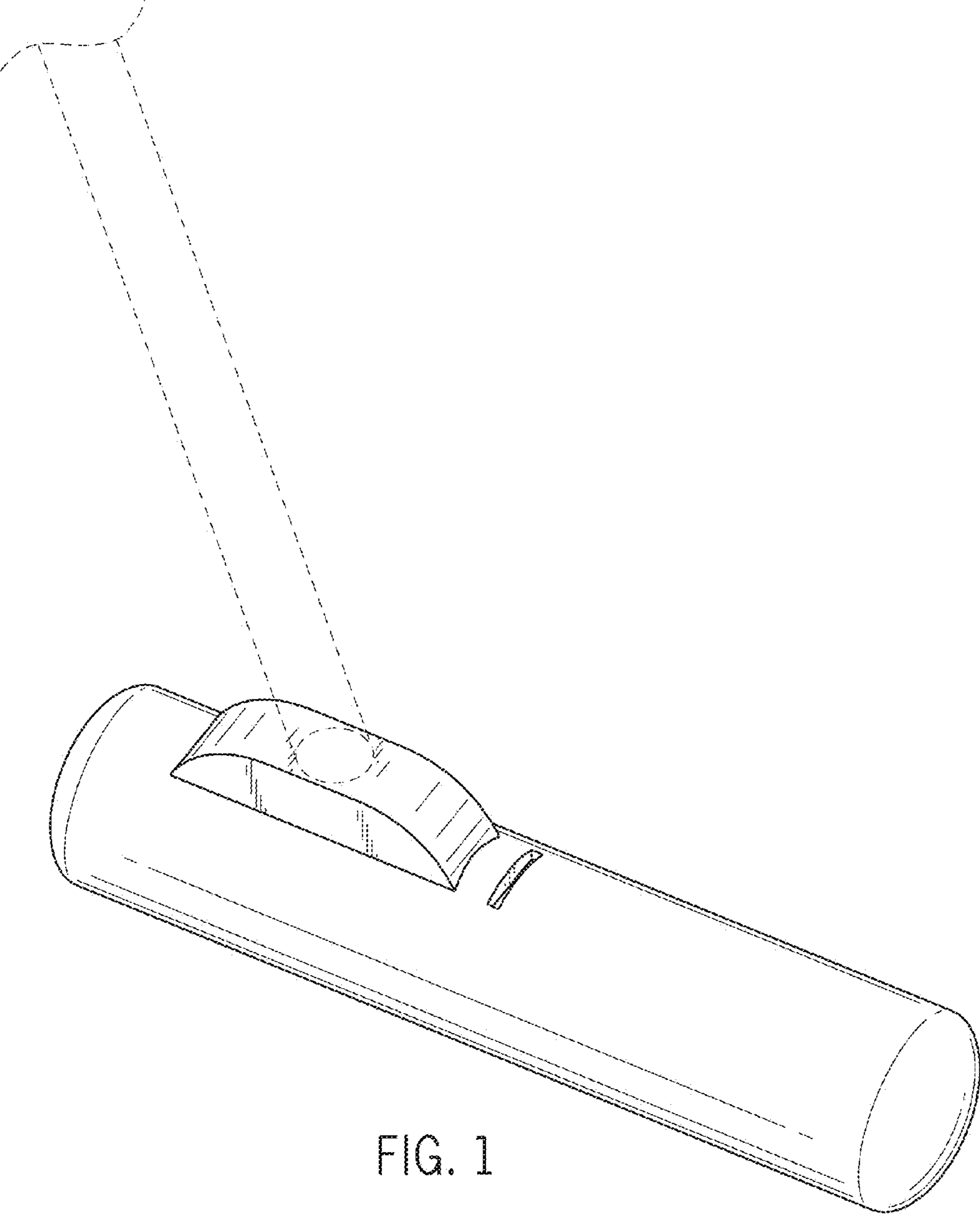


FIG. 1

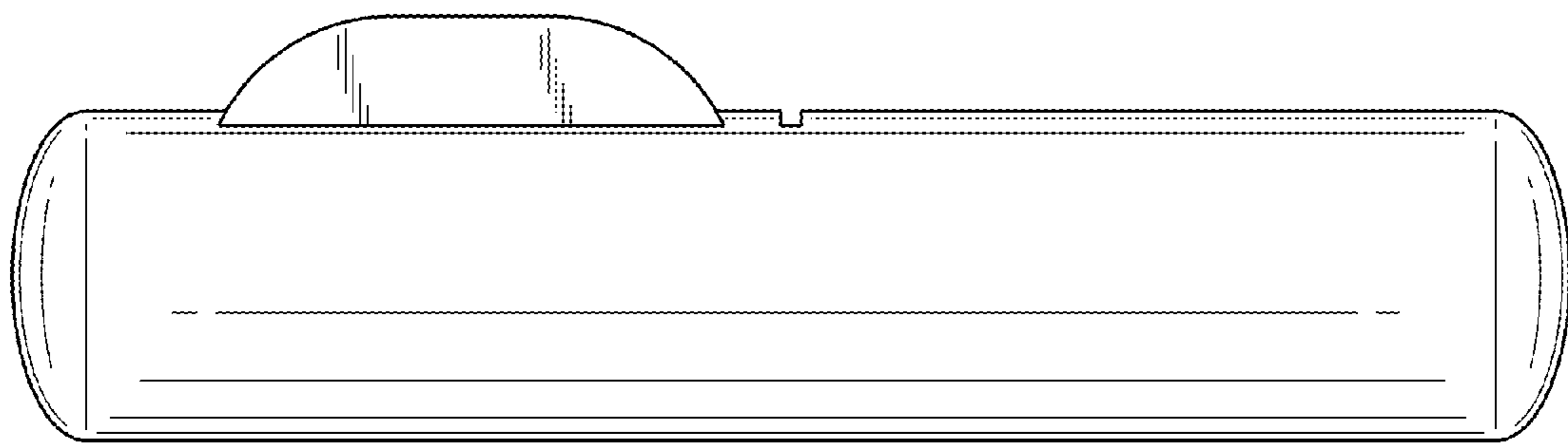


FIG. 2

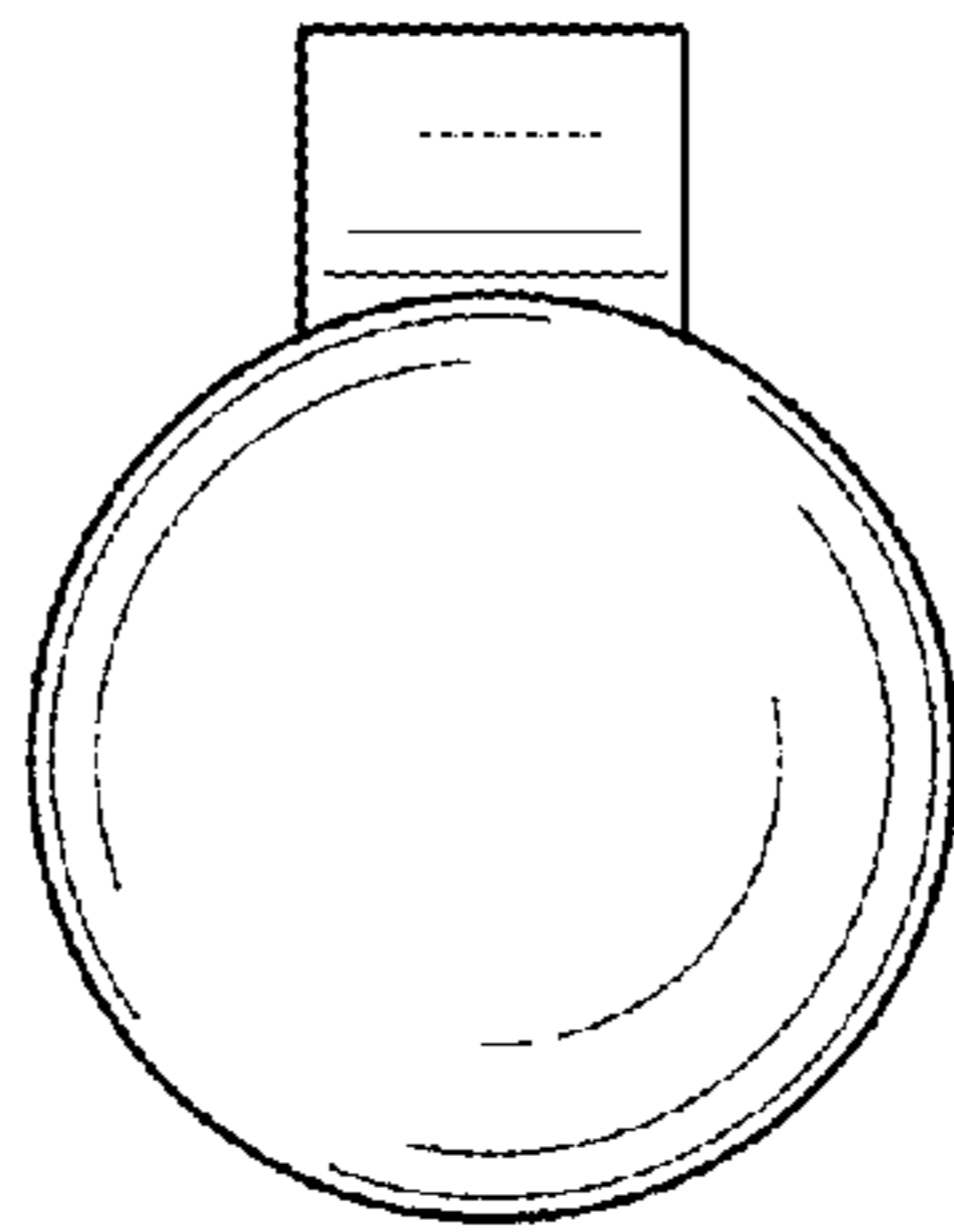


FIG. 3

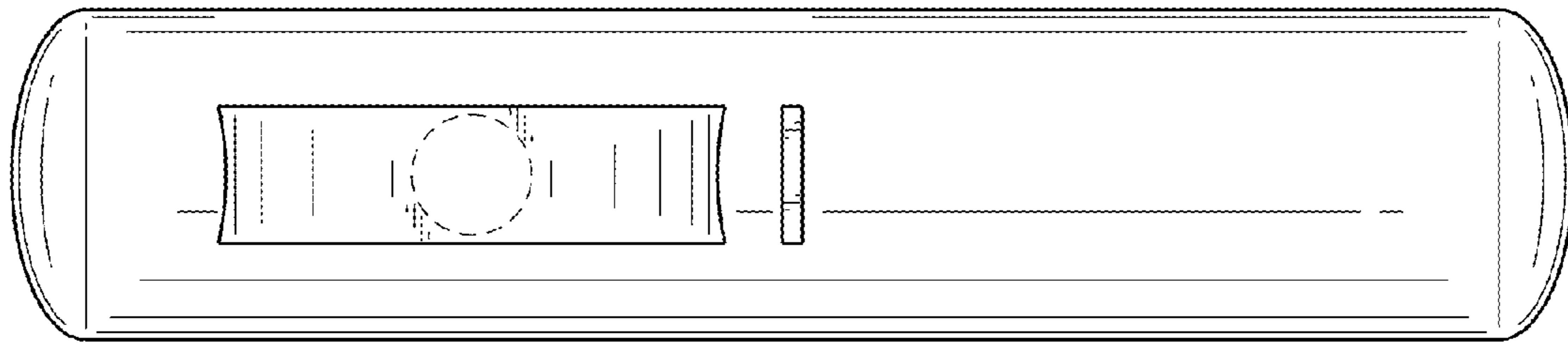


FIG. 4

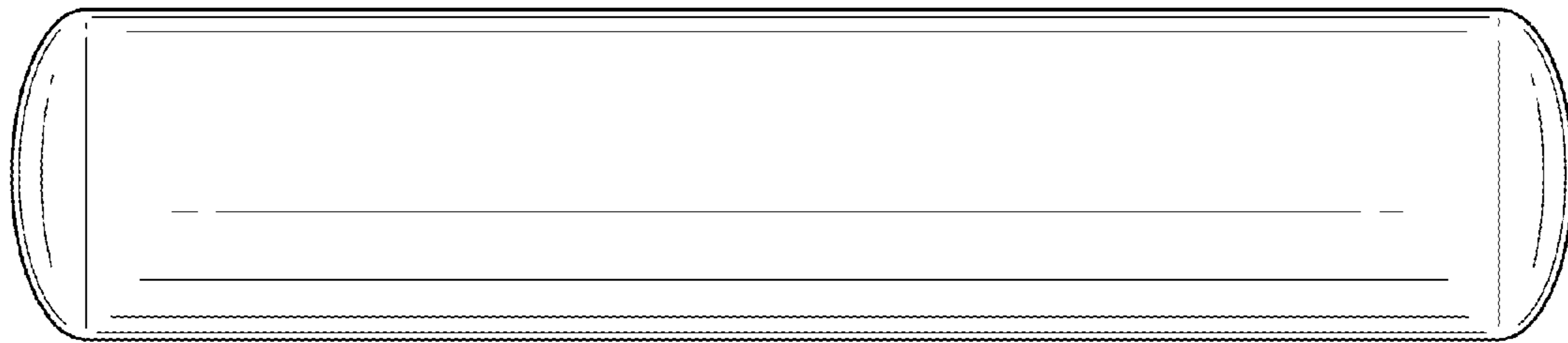


FIG. 5