



US00D740897S

(12) **United States Design Patent**
Miltner et al.

(10) **Patent No.:** **US D740,897 S**
(45) **Date of Patent:** **** Oct. 13, 2015**

(54) **SPRING LOADED WEIGHT STACK
SELECTOR PIN**

(71) Applicants: **Heinz Richard Miltner**, Rosamond, CA
(US); **Julie Lynn Adams**, Rosamond,
CA (US)

(72) Inventors: **Heinz Richard Miltner**, Rosamond, CA
(US); **Julie Lynn Adams**, Rosamond,
CA (US)

(**) Term: **14 Years**

(21) Appl. No.: **29/486,838**

(22) Filed: **Apr. 3, 2014**

(51) **LOC (10) Cl.** **21-02**

(52) **U.S. Cl.**
USPC **D21/694**

(58) **Field of Classification Search**
USPC 280/511, 515; 4/252.1; 482/16, 17, 39,
482/42, 50, 93, 94, 97, 99, 103, 107, 119,
482/129, 908; D12/106, 162; 403/1, 13, 49,
403/109.3, 109.6, 116, 131, 148, 150-154,
403/321, 322.1, 322.2, 322.4, 377, 108,
403/306, 325; D8/300, 302, 331, 339, 341,
D8/343, 395, 387, 394; D21/673, 680,
D21/686, 694, 814

CPC A63B 2021/0623; A63B 21/062;
A63B 21/00065; A63B 21/055; A63B
21/0601; A63B 21/1469; A63B 2208/0233;
Y10T 403/58; Y10T 403/585; Y10T 403/598;
Y10T 403/599; E05C 3/042

See application file for complete search history.

(56) **References Cited**

U.S. PATENT DOCUMENTS

4,530,629 A * 7/1985 Sakow 411/147
5,116,072 A * 5/1992 Swenson 280/511

5,222,851 A * 6/1993 Dickerson 411/397
5,421,036 A * 6/1995 Stevens et al. 4/252.1
5,556,362 A * 9/1996 Whipps 482/98
6,168,555 B1 * 1/2001 Fetterleigh et al. 482/77
7,435,206 B1 10/2008 Nalley
8,454,260 B2 6/2013 Wilcoxson
D707,593 S * 6/2014 Schmidt D12/162
2006/0220394 A1 * 10/2006 Halder 292/252
2008/0247814 A1 * 10/2008 Hageman 403/322.2
2011/0091272 A1 * 4/2011 Wilcoxson 403/325

OTHER PUBLICATIONS

Internet search URL<<http://www.amazon.com/Innovative-Components-AN6X-8X-B5-Universal-accept/dp/B00...> [Date searched Feb. 11, 2015].*

Internet search URL<<http://www.fullcirclepadding.com/displaypages/admin/Products/Images/cyw300New-1786...> [Date searched Feb. 11, 2015].*

Internet search URL<http://www.fitness-equipment.com/acatalog/Fitness_Equipment_Pull_Pins_Pop_Pins... [Date searched Feb. 11, 2015].*

* cited by examiner

Primary Examiner — Philip S Hyder

Assistant Examiner — Keith Frank

(57) **CLAIM**

The ornamental design for a spring loaded weight stack selector pin, as shown.

DESCRIPTION

FIG. 1 is a front view of a spring loaded weight stack selector pin showing our new design;

FIG. 2 is a rear view thereof;

FIG. 3 is a right side view thereof;

FIG. 4 is a left side view thereof;

FIG. 5 is a top plan view thereof;

FIG. 6 is a bottom plan view thereof; and,

FIG. 7 is an elevated perspective view thereof.

1 Claim, 4 Drawing Sheets

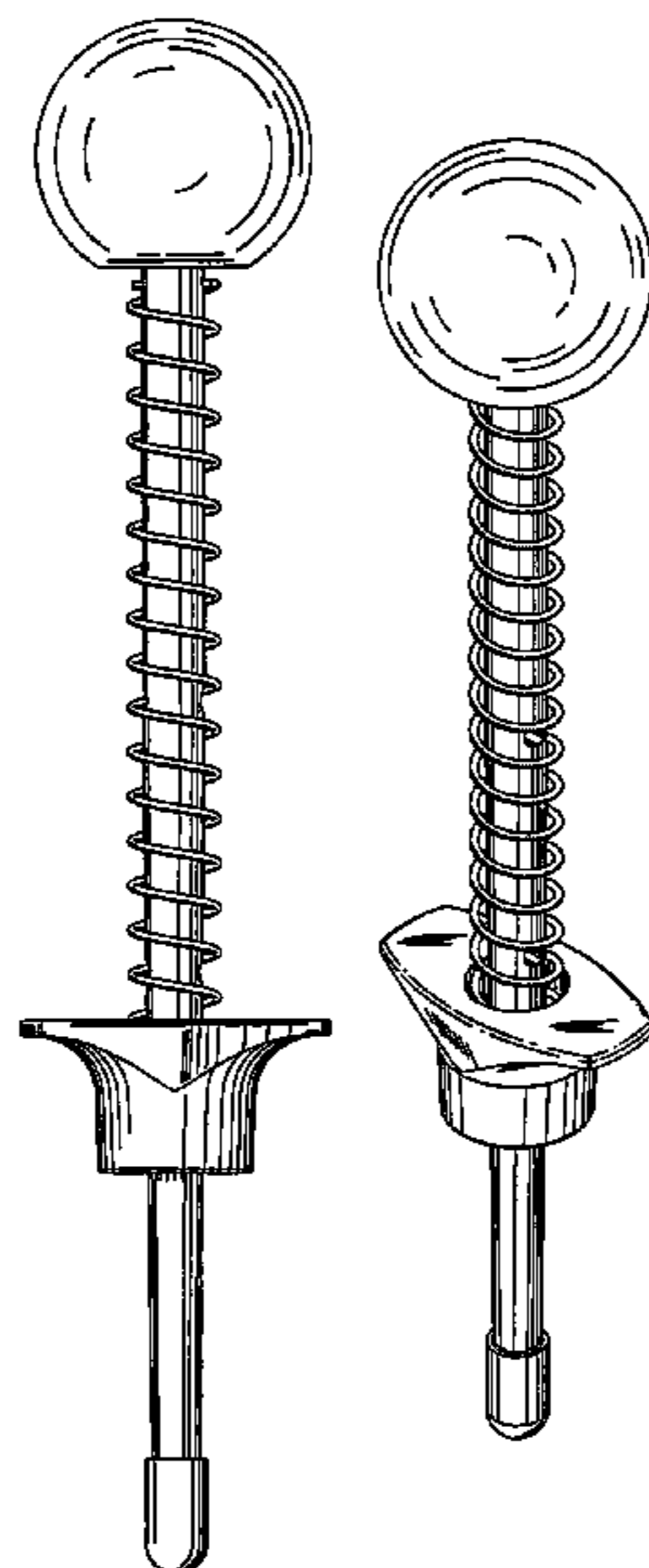


FIG. 1

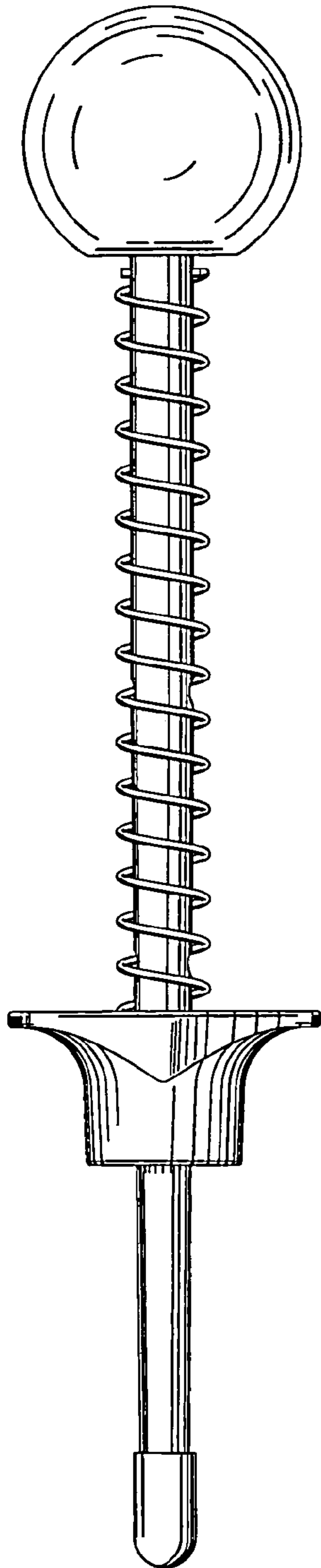


FIG. 2

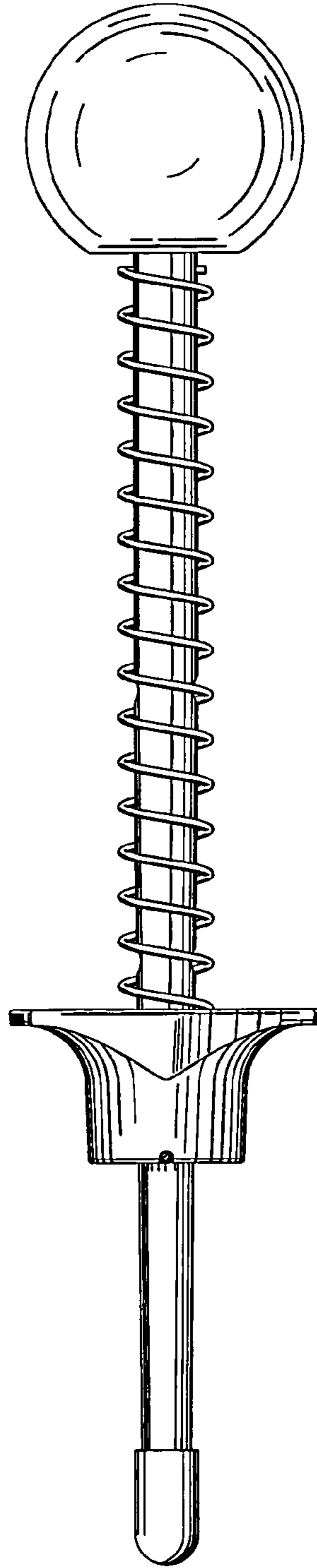


FIG. 3

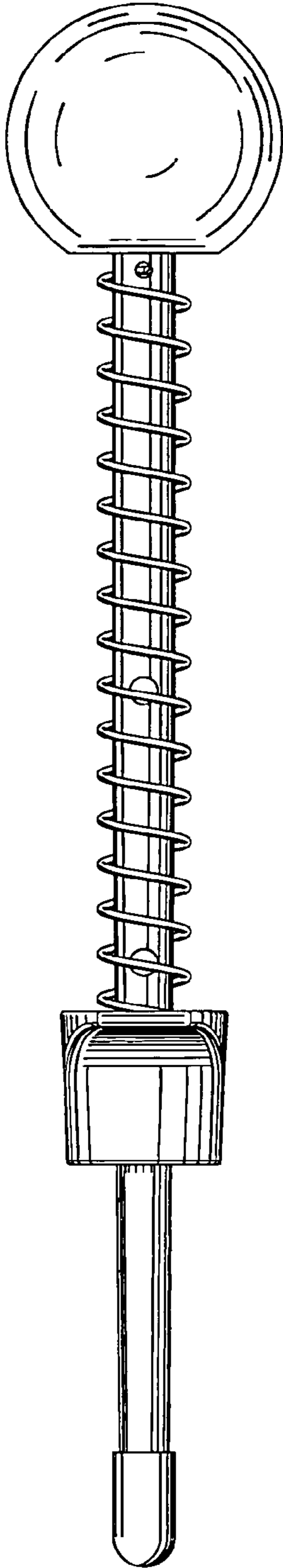


FIG. 4

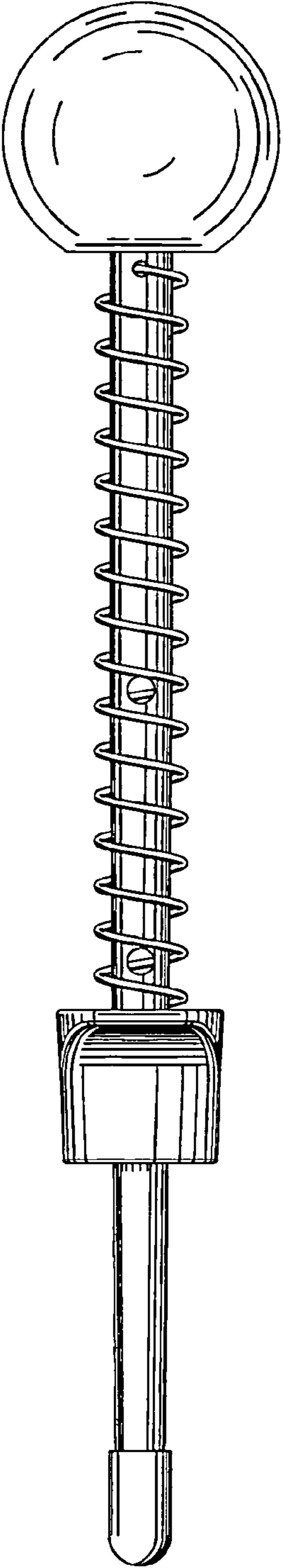


FIG. 5

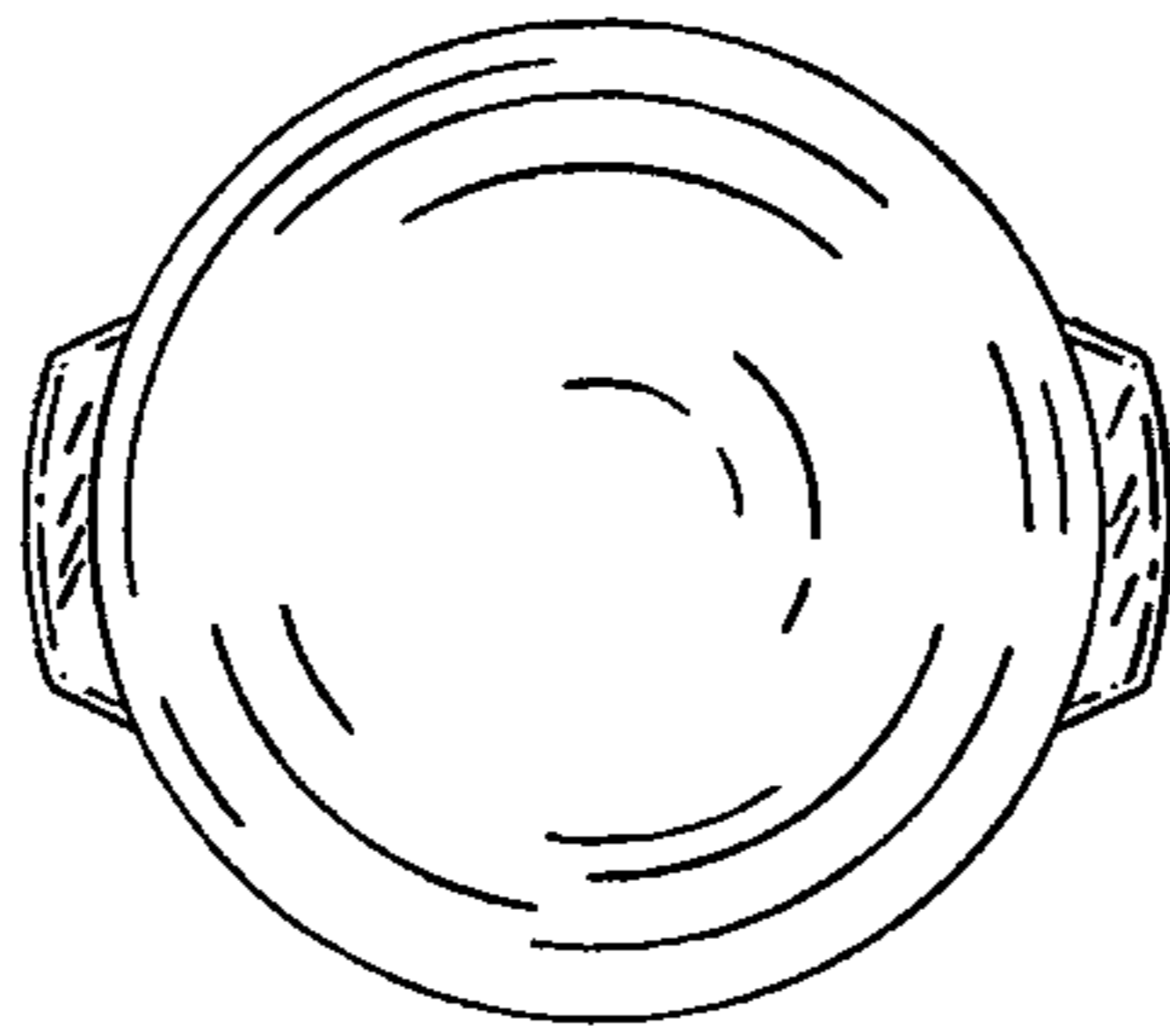


FIG. 6

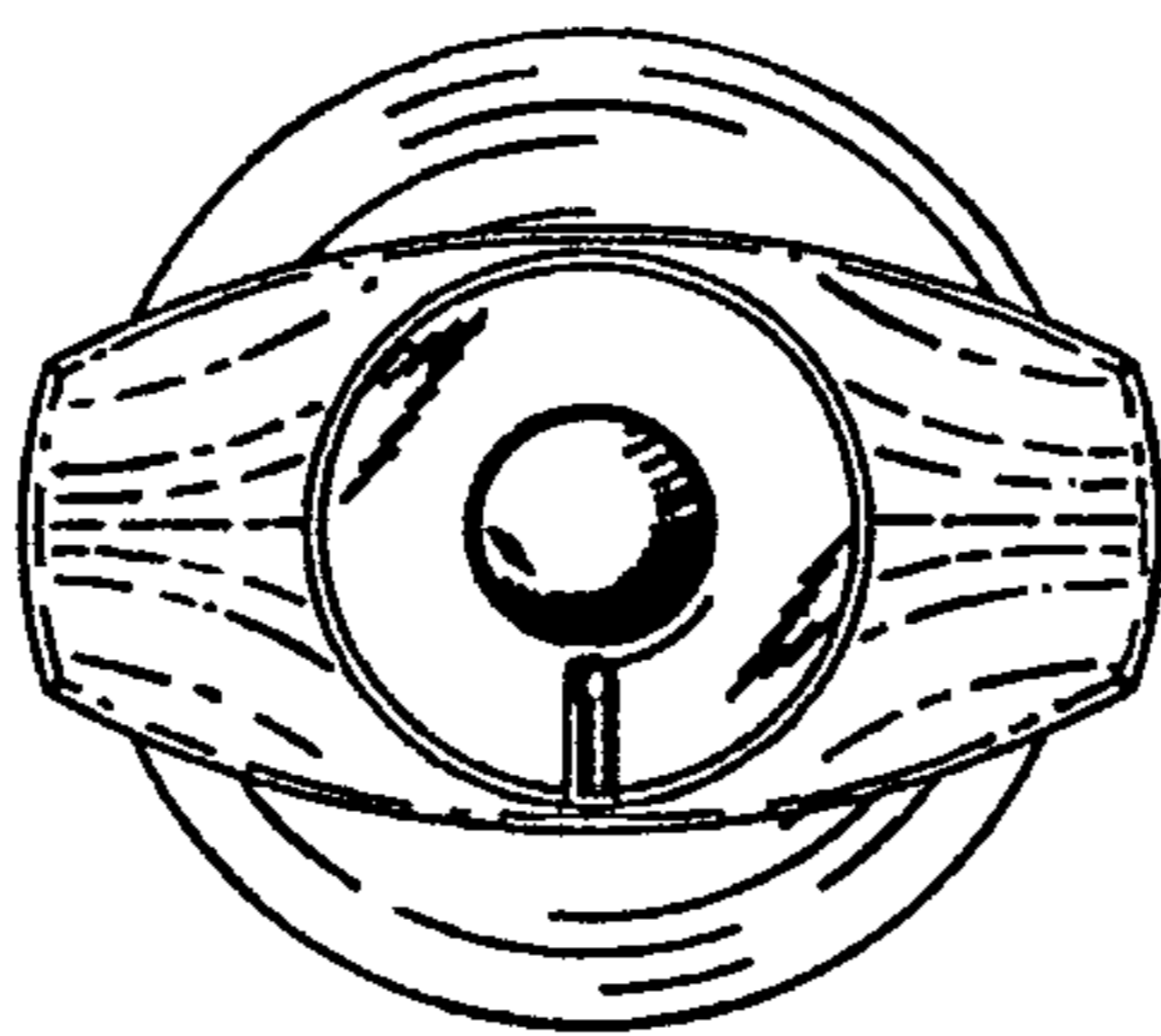


FIG. 7

