



US00D740864S

(12) **United States Design Patent**  
**Johnsson**

(10) **Patent No.:** **US D740,864 S**  
(45) **Date of Patent:** **\*\* Oct. 13, 2015**

(54) **FORM ROLLER ASSEMBLY**

(71) Applicant: **Spiro International S.A.**, Bosingen (CH)

(72) Inventor: **Christer Johnsson**, Dudingen (CH)

(73) Assignee: **Spiro International S.A.**, Bosingen (CH)

(\*\*) Term: **14 Years**

(21) Appl. No.: **29/457,210**

(22) Filed: **Jun. 7, 2013**

(30) **Foreign Application Priority Data**

Dec. 14, 2012 (EM) ..... 2153601-0001  
Dec. 14, 2012 (EM) ..... 2153601-0002

(51) **LOC (10) Cl.** ..... **15-09**

(52) **U.S. Cl.**  
USPC ..... **D15/138**

(58) **Field of Classification Search**  
USPC ..... D15/138, 122  
See application file for complete search history.

(56) **References Cited**

**U.S. PATENT DOCUMENTS**

3,785,217	A *	1/1974	Peura	474/190
4,213,523	A *	7/1980	Frost et al.	193/37
4,554,869	A *	11/1985	Ranno, Sr.	101/145
4,887,533	A *	12/1989	Lemaster et al.	101/492
4,901,640	A *	2/1990	Niemi et al.	101/148
5,107,761	A *	4/1992	Greive	101/148
D419,574	S *	1/2000	Bower	D15/131
2004/0055489	A1 *	3/2004	Burrow et al.	101/352.11
2007/0272104	A1 *	11/2007	Burgio	101/335
2008/0265084	A1 *	10/2008	Hammer et al.	242/557
2010/0136185	A1 *	6/2010	Miladinov et al.	426/103

**OTHER PUBLICATIONS**

ISM Machinery, Inc., "D-Max 1.2E, Introducing the New D-Max 1.2E", Grayslake, IL, at least as early as Dec. 14, 2012.

Sente, "Heavy Duty Tube Former", at least as early as Dec. 14, 2012.

Wammes Machinery GmbH, "Tubeformer TF 1600 Ultra", at least as early as Dec. 14, 2012.

Spiro, "Tubeformer Alpha", at least as early as Dec. 14, 2012.

Jiangyin Sanben Technology Co., Ltd., Spiral Tubeformer SBTF-1500D, China, at least as early as Dec. 14, 2012.

Zhangjiagang Hong Jun Science and Technology co., Ltd., "Spiral Tube Former Machine HJ1602A", China, at least as early as Dec. 14, 2012.

Photo of tuberformer titled Wammes\_Formkassette, at least as early as Dec. 14, 2012.

Photos of tuberformer titled Formkassette\_TF-Alpha, at least as early as Dec. 14, 2012.

\* cited by examiner

*Primary Examiner* — Patricia Palasik

(74) *Attorney, Agent, or Firm* — Renner, Otto, Boisselle & Sklar, LLP

(57) **CLAIM**

The ornamental design for a form roller assembly, as shown and described.

**DESCRIPTION**

FIG. 1 is a perspective view of a form roller assembly showing my new design.

FIG. 2 is another perspective view thereof.

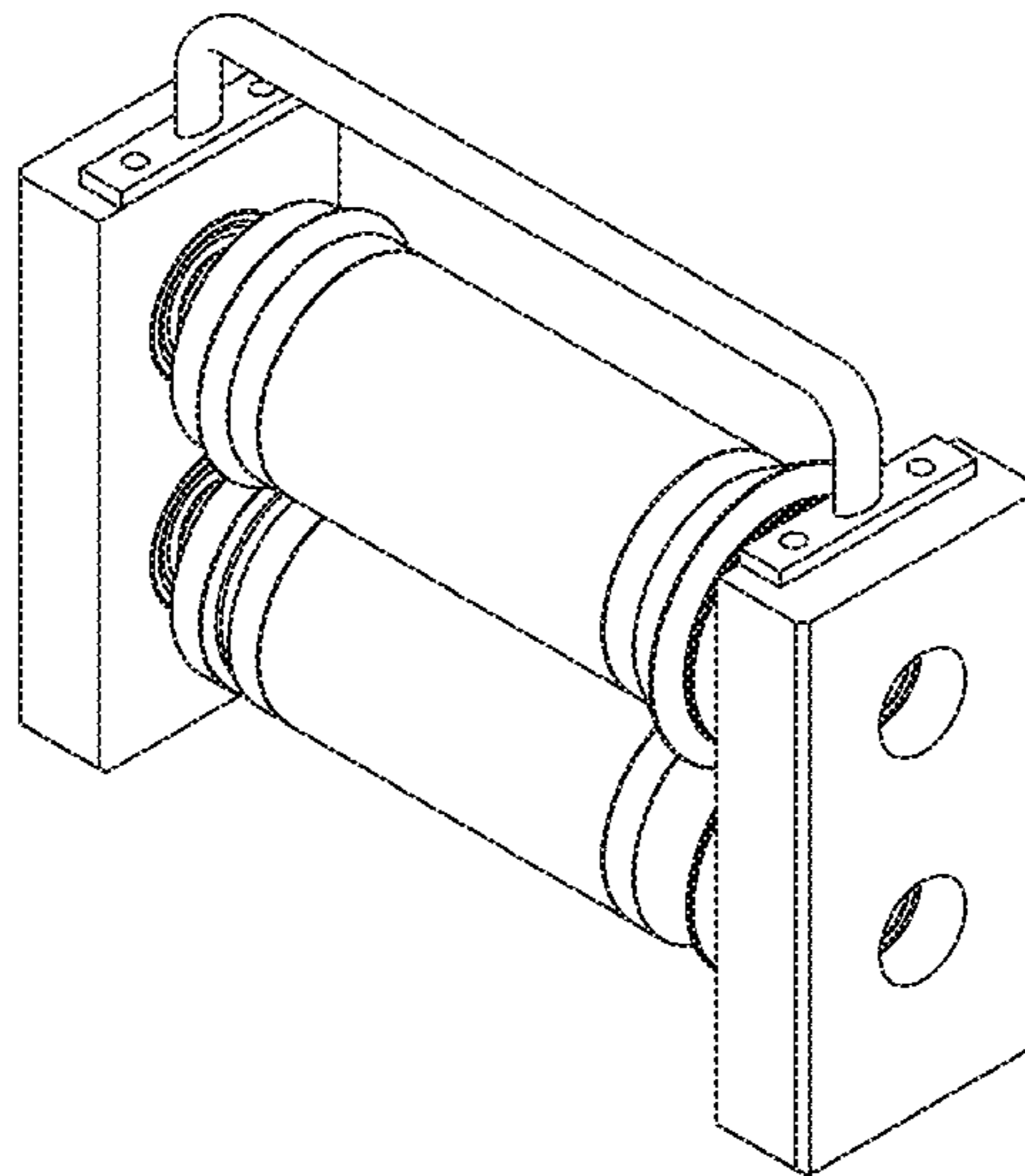
FIG. 3 is a front view thereof, a rear view being a mirror image thereof.

FIG. 4 is a right side view thereof, a left side view being a mirror image thereof.

FIG. 5 is a bottom view thereof; and,

FIG. 6 is a top view thereof.

**1 Claim, 4 Drawing Sheets**



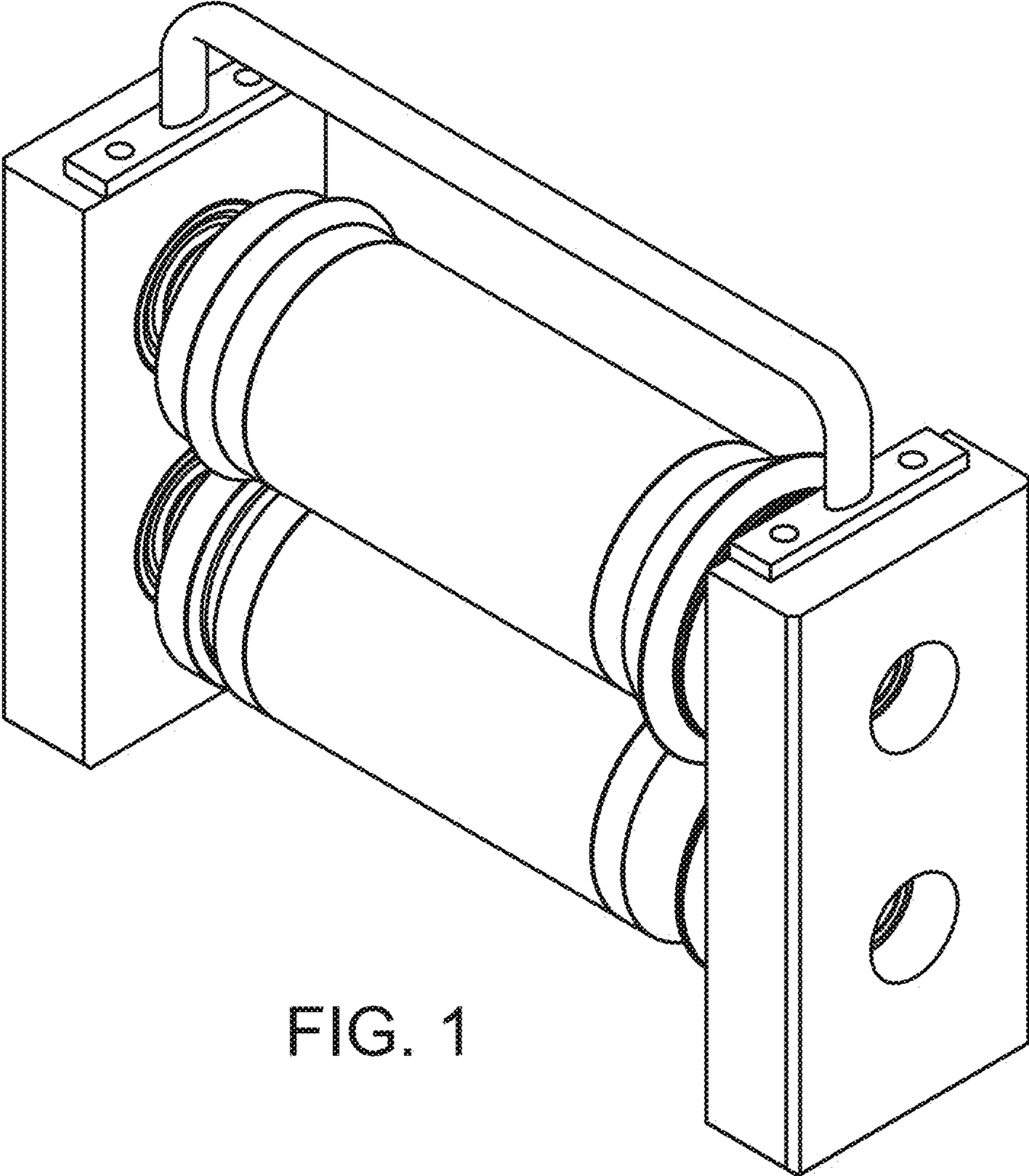


FIG. 1

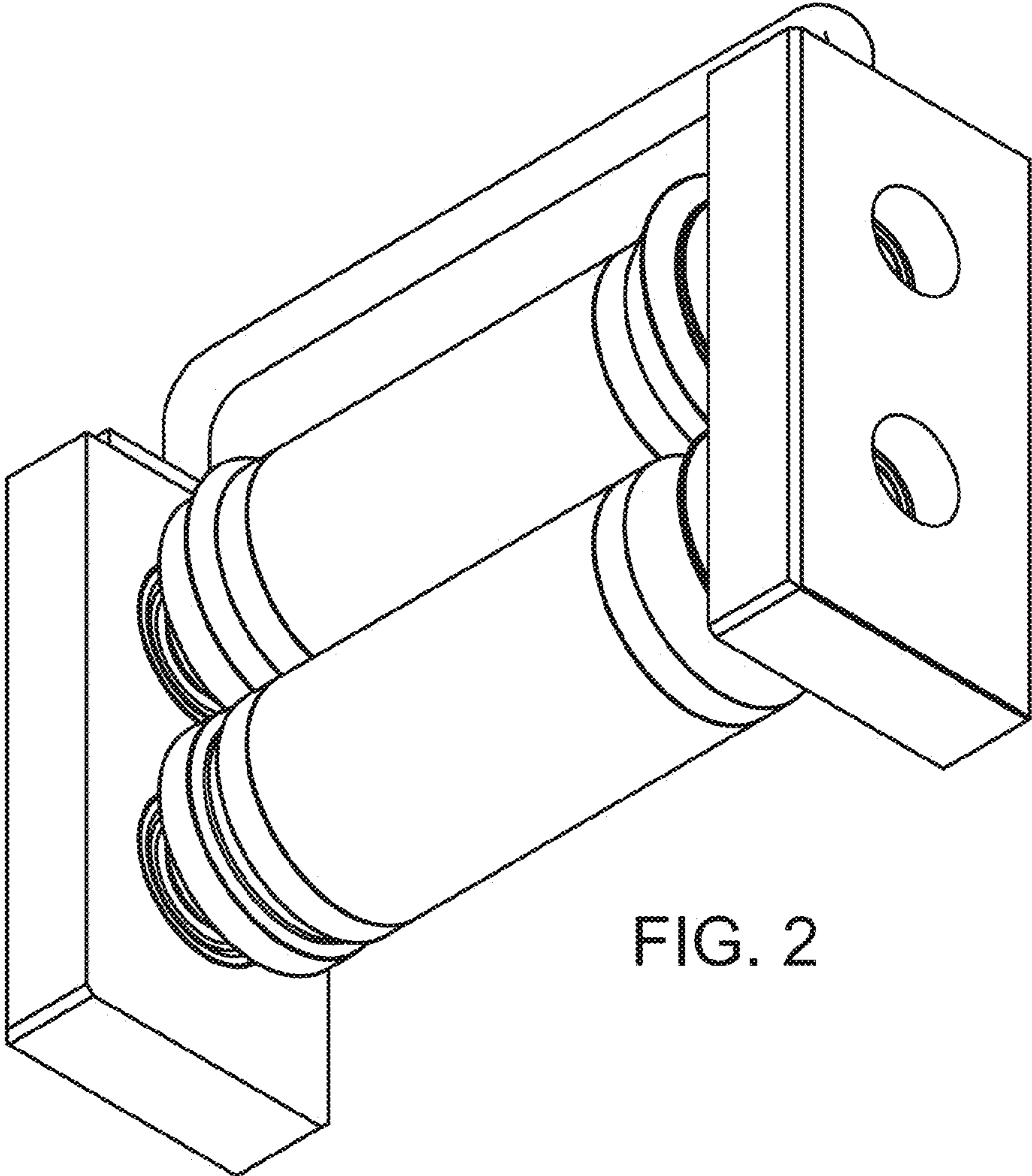


FIG. 2

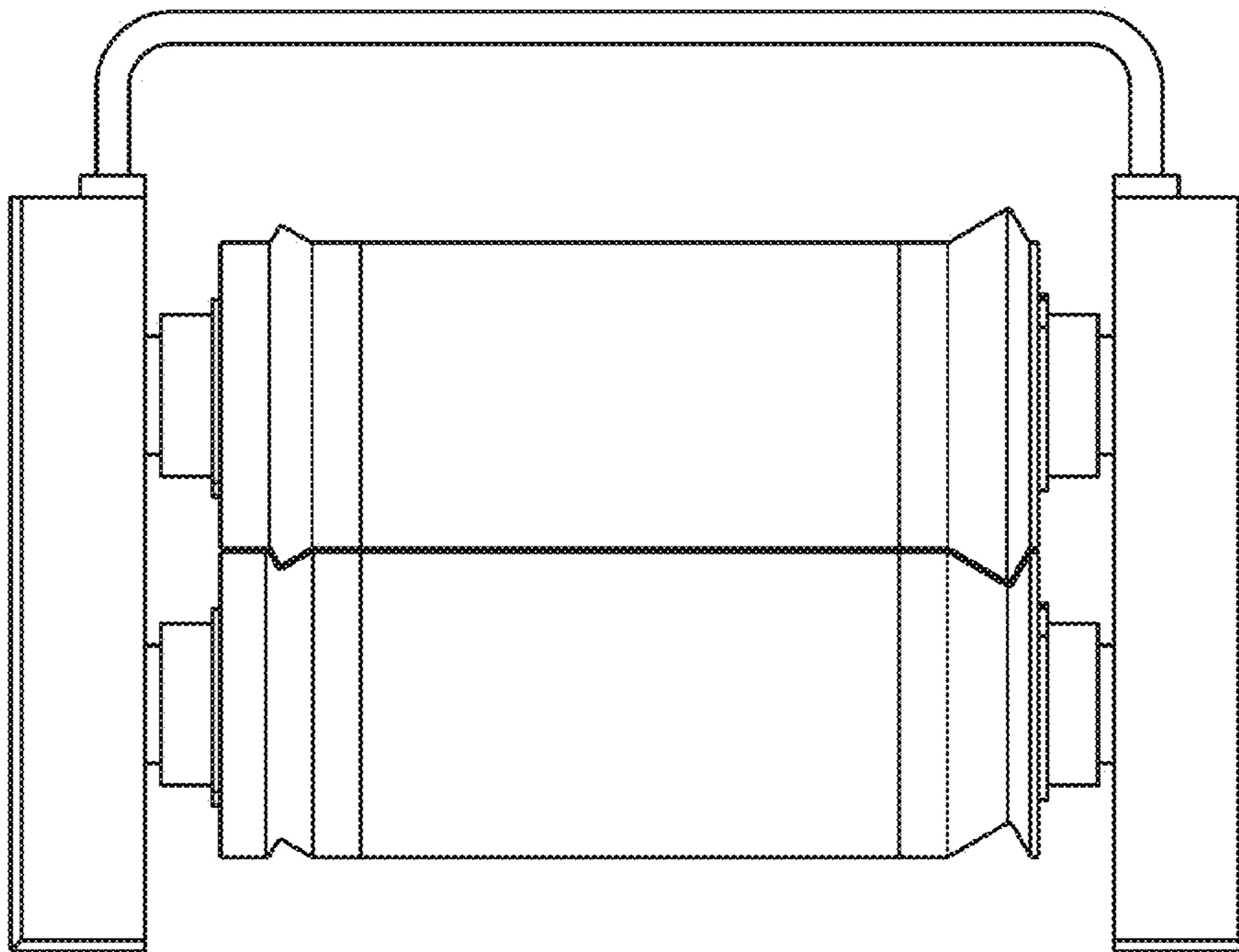


FIG. 3

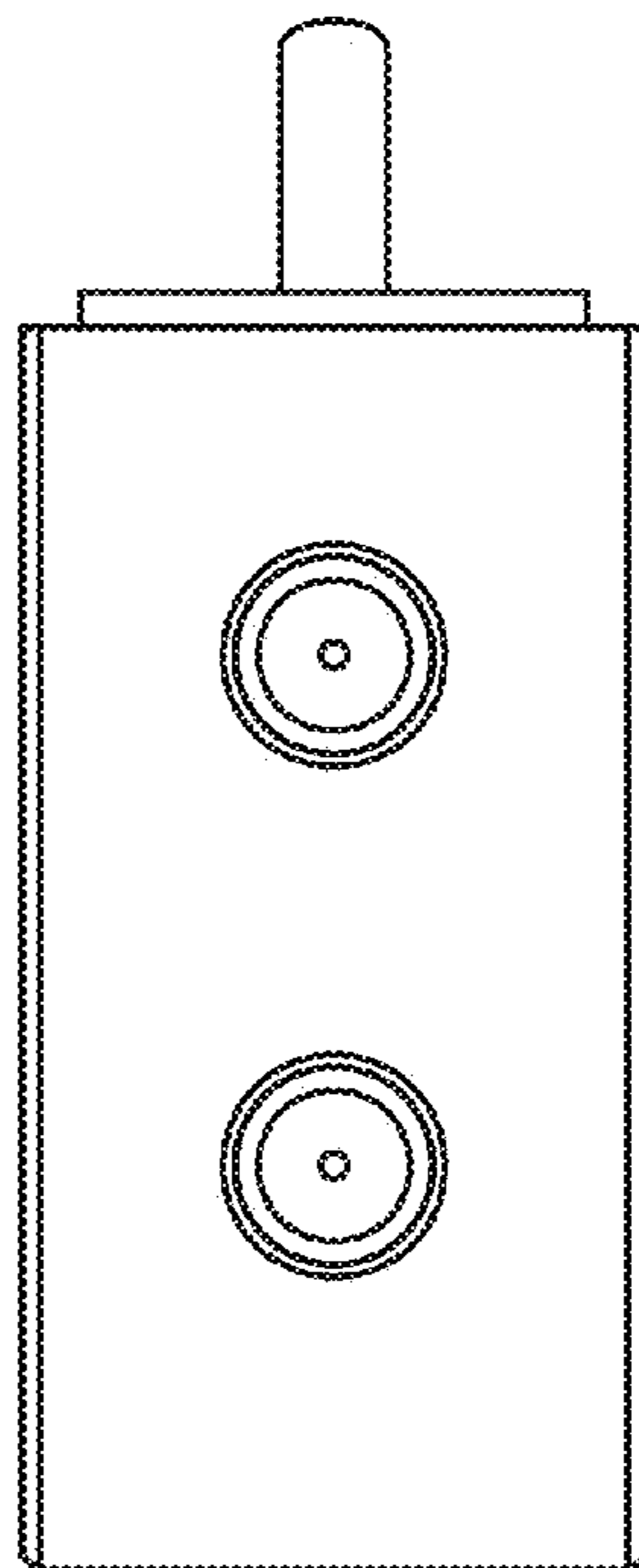


FIG. 4




FIG. 5




FIG. 6