



US00D740861S

(12) **United States Design Patent**
Aerts et al.

(10) **Patent No.:** **US D740,861 S**
(45) **Date of Patent:** **** Oct. 13, 2015**

- (54) **JAW TIP**
- (71) Applicants: **Alex M. Aerts**, DePere, WI (US); **Colten D. Jensen**, Green Bay, WI (US); **Adam W. Lindley**, Green Bay, WI (US)
- (72) Inventors: **Alex M. Aerts**, DePere, WI (US); **Colten D. Jensen**, Green Bay, WI (US); **Adam W. Lindley**, Green Bay, WI (US)
- (**) Term: **14 Years**
- (21) Appl. No.: **29/497,918**
- (22) Filed: **Jul. 30, 2014**
- (51) **LOC (10) Cl.** **15-03**
- (52) **U.S. Cl.**
USPC **D15/28**
- (58) **Field of Classification Search**
USPC D15/28, 29, 32; D34/34, 35; 414/735, 414/729, 739, 738; 294/106, 198, 86.41, 88
CPC E02F 9/28; E02F 9/2875
See application file for complete search history.

(56) **References Cited**

U.S. PATENT DOCUMENTS

- 3,063,176 A * 11/1962 Larson E02F 9/28
172/713
- 3,582,127 A * 6/1971 Johnson B66C 3/12
294/112
- 3,623,247 A * 11/1971 Stepe E02F 9/2833
172/713
- 3,759,564 A * 9/1973 Seaberg B66C 3/16
294/106
- 3,902,614 A * 9/1975 Roberts B66C 3/16
294/106
- 4,057,278 A * 11/1977 Gotzen B66C 3/16
294/106
- 4,327,943 A * 5/1982 Longo E02F 3/413
294/68.23
- 4,426,110 A * 1/1984 Mitchell B66C 3/16
294/106
- 4,542,929 A * 9/1985 Possinger B66C 3/16
294/198
- 4,776,113 A * 10/1988 Bedford E02F 9/2825
172/701.2

- 4,848,013 A * 7/1989 Bowman E02F 9/2833
37/457
- D306,599 S * 3/1990 Hunter D15/32
- 4,907,356 A * 3/1990 Labounty E02F 3/404
294/68.23
- D323,170 S * 1/1992 Takahashi D15/28
- 5,330,242 A * 7/1994 Lucky, Sr. B66C 3/16
294/106
- D408,609 S * 4/1999 Oja D34/35
- 6,168,219 B1 * 1/2001 Futa B66C 1/06
294/106
- 6,203,267 B1 * 3/2001 Heiple E02F 3/404
37/403
- 6,209,237 B1 * 4/2001 Heiple E02F 3/404
37/406
- D442,757 S * 5/2001 Loflin, Sr. D15/32
- 6,260,294 B1 * 7/2001 Pitcher E02F 3/404
37/403
- 6,315,344 B1 * 11/2001 Mattson et al. A01G 23/003
294/86.41
- 6,457,761 B1 * 10/2002 Benoit B66C 1/58
294/106
- D496,945 S * 10/2004 Daniel D15/32
- 7,000,339 B1 * 2/2006 Ramun B66C 3/04
294/86.29
- 7,066,076 B2 * 6/2006 Roy A01G 23/003
414/738
- 7,207,610 B1 * 4/2007 Kauppila B66C 1/585
294/106
- D624,943 S * 10/2010 Gibbon D15/29
- 8,002,004 B2 * 8/2011 Smythe A01G 23/095
144/24.13
- D672,369 S * 12/2012 Secker D15/28
- D704,752 S * 5/2014 Secker D15/28
- D706,311 S * 6/2014 Renski D15/29
- 2004/0187365 A1 * 9/2004 Archuleta, Jr. E02F 3/40
37/406
- 2005/0235498 A1 * 10/2005 Cossette B23D 31/008
30/134
- 2008/0086920 A1 * 4/2008 Lim E02F 3/404
37/406
- 2012/0299321 A1 * 11/2012 Raihala B66C 3/16
294/201
- 2013/0327868 A1 * 12/2013 Ramun B23D 35/001
241/300

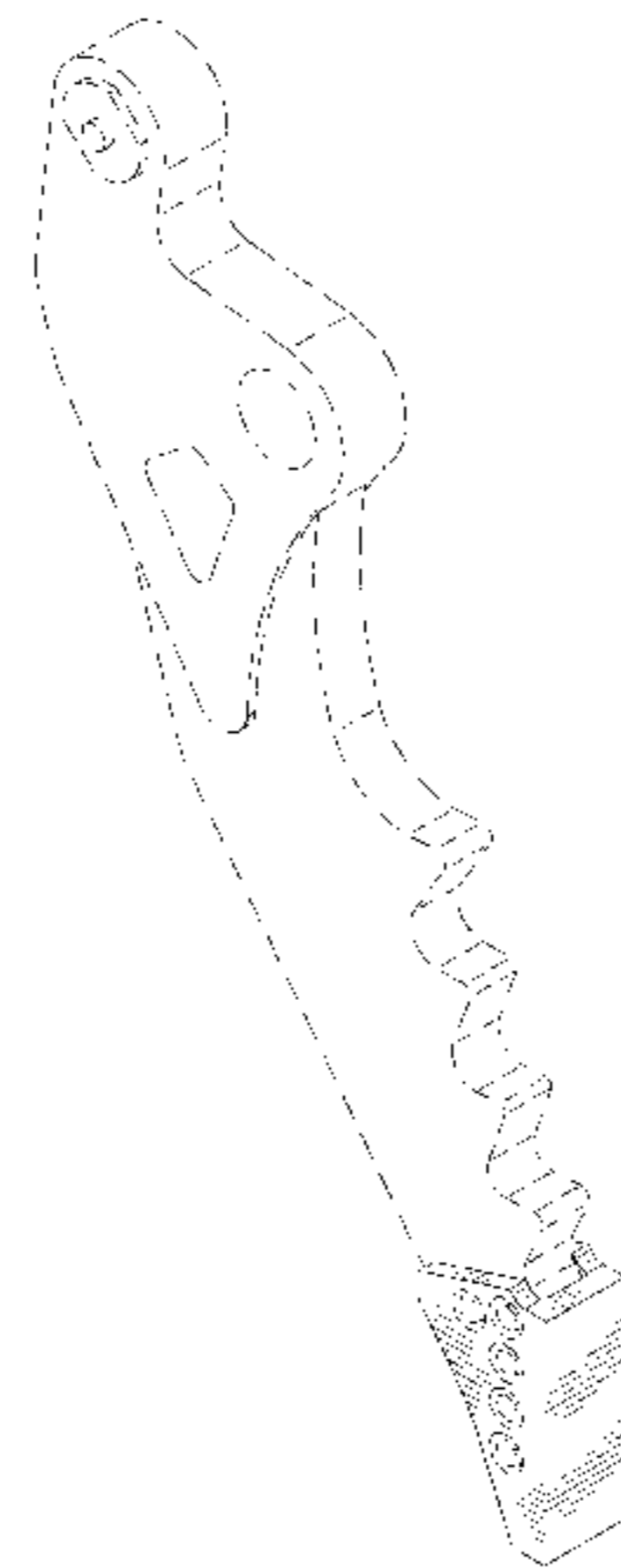
* cited by examiner

Primary Examiner — Mark Goodwin

(74) *Attorney, Agent, or Firm* — Donald J. Ersler

(57) **CLAIM**

The ornamental design for a jaw tip, as shown and described.



DESCRIPTION

FIG. 1 is a top perspective view of a jaw tip attached to a jaw of our new design;

FIG. 2 is a bottom perspective view thereof;

FIG. 3 is a top plan view thereof;

FIG. 4 is a bottom plan view thereof;

FIG. 5 is a left side view thereof;

FIG. 6 is a right side view thereof;

FIG. 7 is a front elevation view thereof; and,

FIG. 8 is a rear elevation view thereof.

The broken lines shown in the drawings illustrate portions of the jaw tip that forms no part of the claimed invention.

1 Claim, 6 Drawing Sheets




FIG. 1

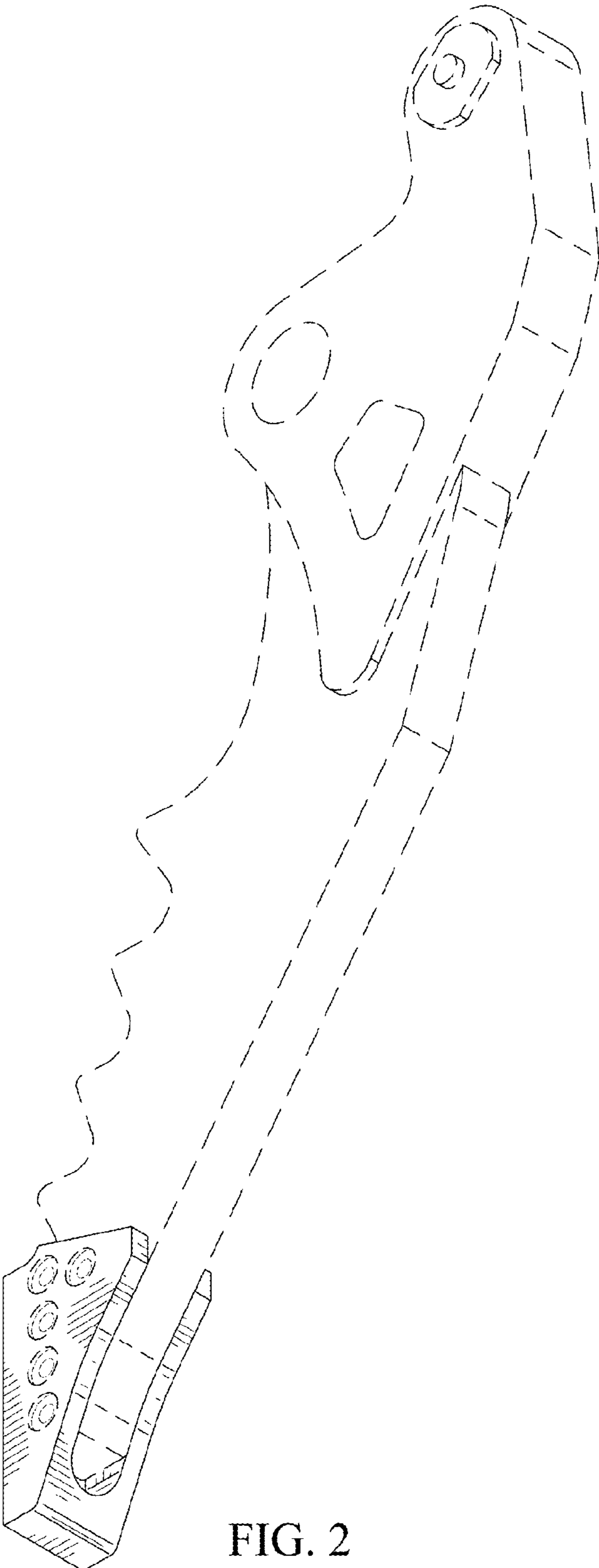


FIG. 2

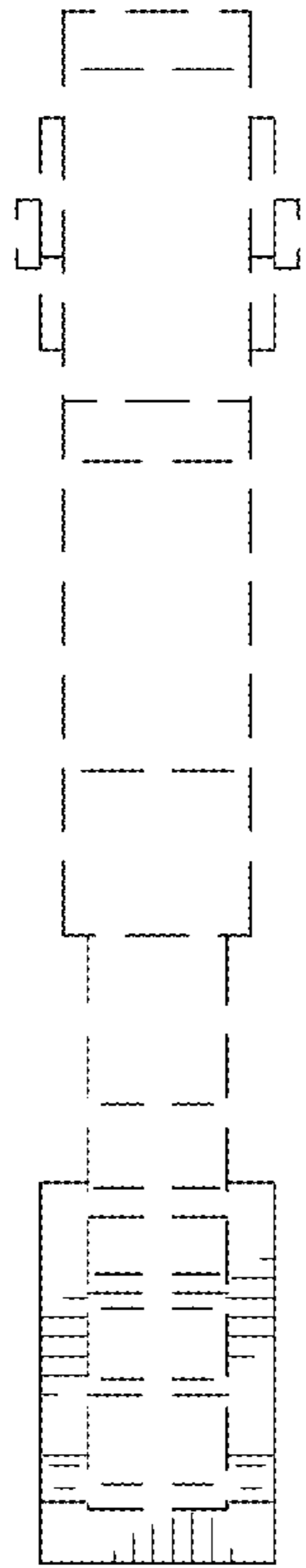


FIG. 3

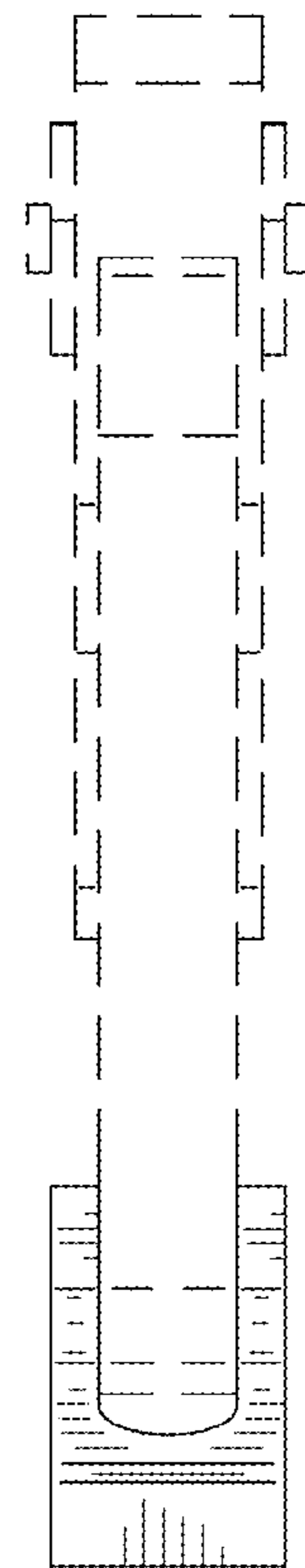


FIG. 4

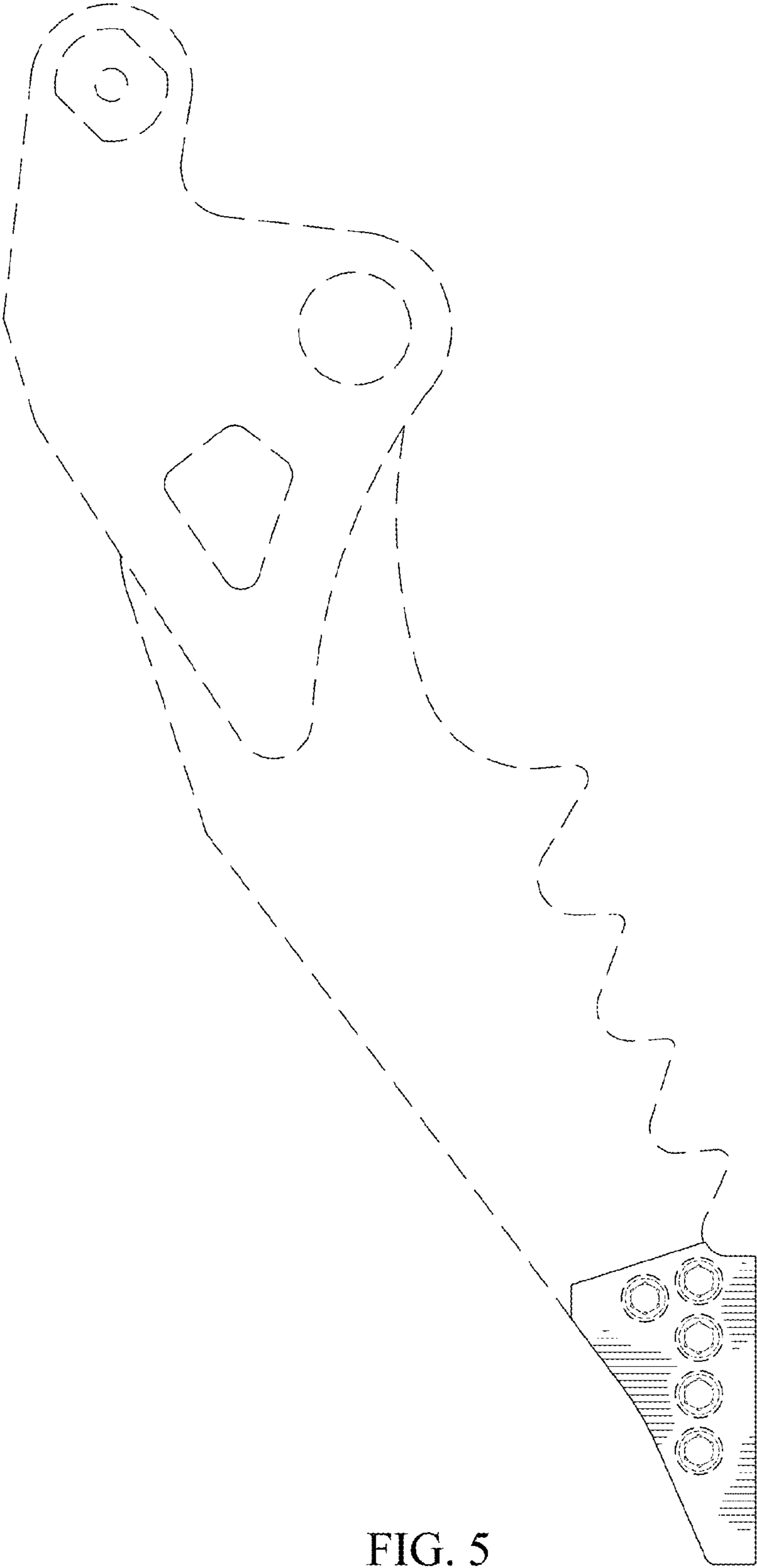


FIG. 5

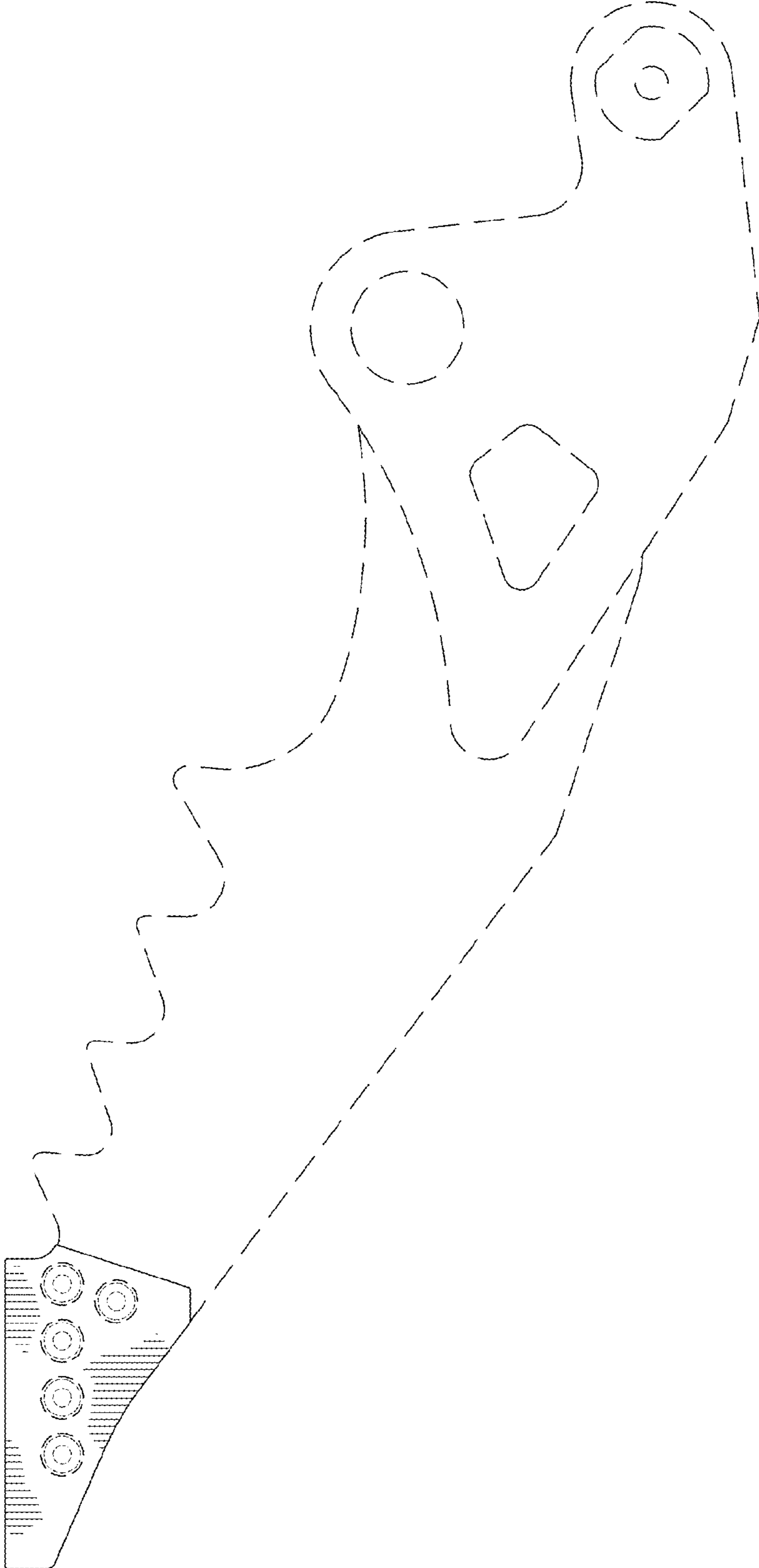


FIG. 6

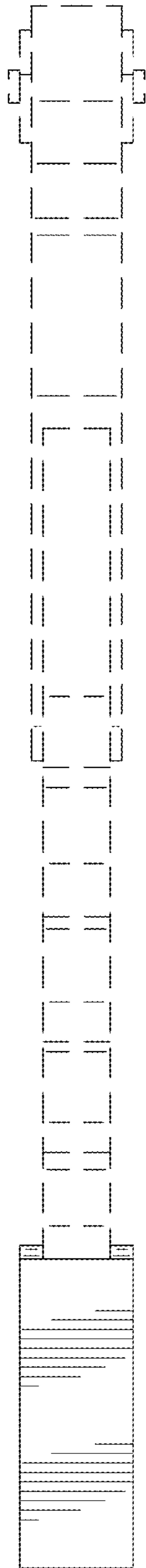


FIG. 7

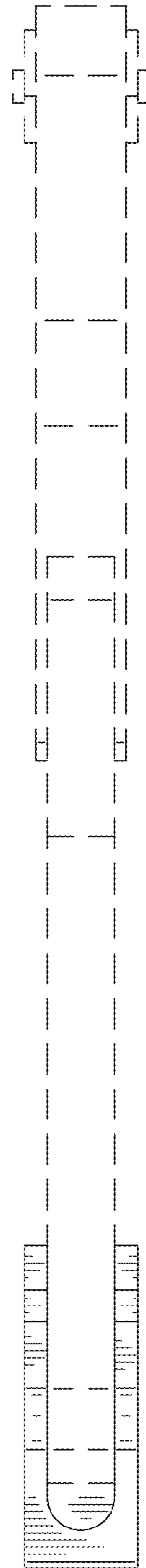


FIG. 8