



US00D740824S

(12) **United States Design Patent**
Zou et al.

(10) **Patent No.:** **US D740,824 S**
(45) **Date of Patent:** **** Oct. 13, 2015**

(54) **KEYBOARD**

361/679.08, 679.09, 679.11, 679.12;
400/484-489, 492, 472

(71) Applicant: **SHENZHEN RAPOO TECHNOLOGY CO., LTD.**, Shenzhen, Guangdong (CN)

See application file for complete search history.

(72) Inventors: **Chao Zou**, Guangdong (CN); **Hui Cao**, Guangdong (CN)

(56) **References Cited**

U.S. PATENT DOCUMENTS

(73) Assignee: **SHENZHEN RAPOO TECHNOLOGY CO., LTD.**, Shenzhen (CN)

6,972,945 B1 * 12/2005 Kozak et al. 361/679.08
D616,440 S * 5/2010 Lee D14/392
D616,886 S * 6/2010 Andre et al. D14/392
2002/0054024 A1 * 5/2002 Andres et al. 345/168

* cited by examiner

(**) Term: **14 Years**

Primary Examiner — Freda S Nunn

(21) Appl. No.: **29/472,595**

(57) **CLAIM**

The ornamental design for a keyboard, as shown and described.

(22) Filed: **Nov. 14, 2013**

DESCRIPTION

(30) **Foreign Application Priority Data**

May 15, 2013 (CN) 2013 3 0179655

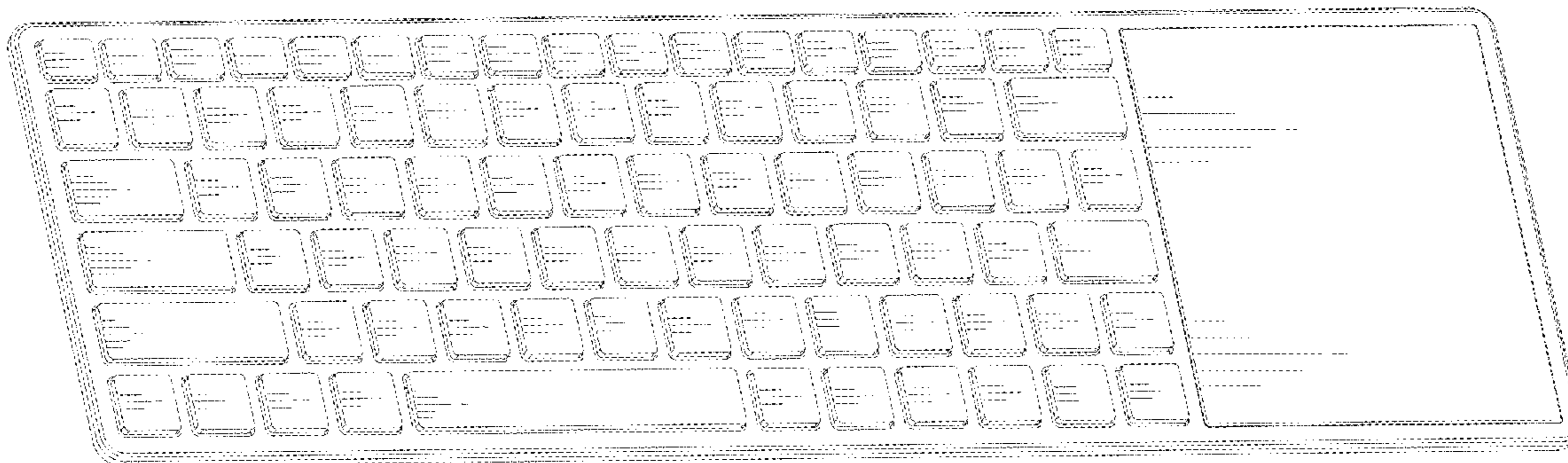
(51) **LOC (10) Cl.** **14-02**

(52) **U.S. Cl.**
USPC **D14/392**

(58) **Field of Classification Search**
USPC D14/240, 391-399, 455, 456; D18/1, 2, D18/7, 11; 178/17 A, 17 C; 200/5 A, 5 R, 6 A, 200/6 R; 235/145 A, 145 R; 341/20-23; 345/156, 160, 168, 169, 173, 700;

FIG. 1 is a front view of a keyboard of our new design;
FIG. 2 is a back view of the keyboard of FIG. 1;
FIG. 3 is a left view of the keyboard of FIG. 1;
FIG. 4 is a right view of the keyboard of FIG. 1;
FIG. 5 is a top view of the keyboard of FIG. 1;
FIG. 6 is a bottom view of the keyboard of FIG. 1;
FIG. 7 is a first perspective view of the keyboard of FIG. 1;
FIG. 8 is a second perspective view of the keyboard of FIG. 1;
and,
FIG. 9 is a third perspective view of the e keyboard of FIG. 1.

1 Claim, 9 Drawing Sheets



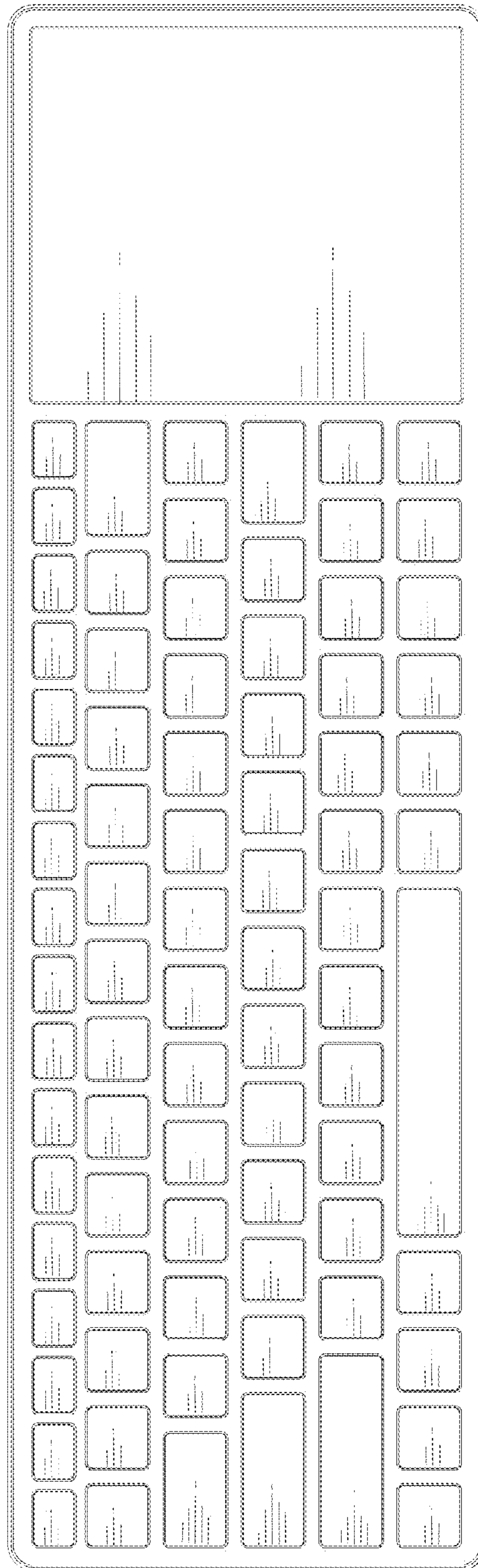


Fig. 1




Fig. 2

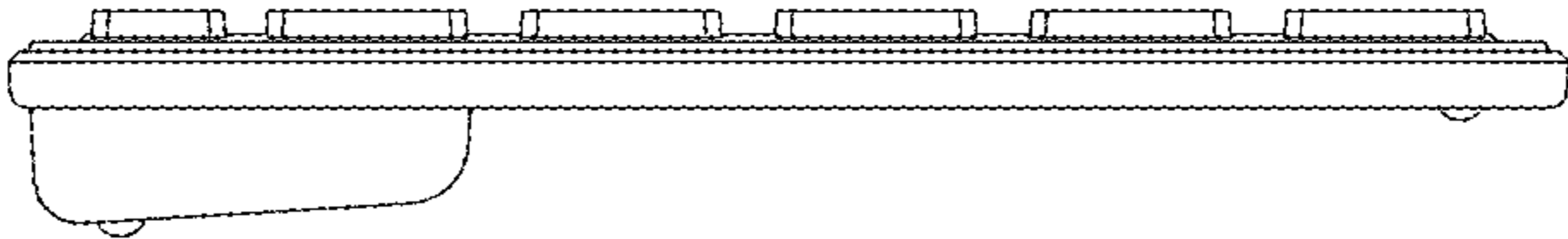


Fig. 3

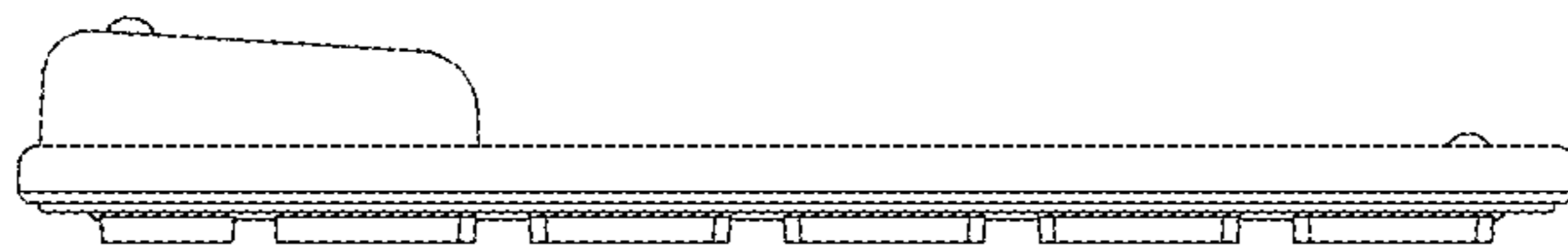


Fig. 4

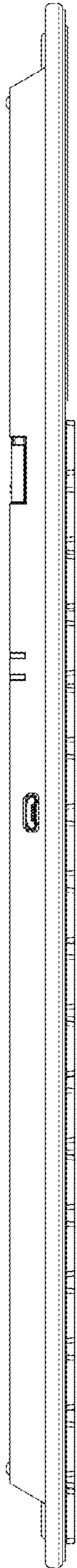


Fig. 5

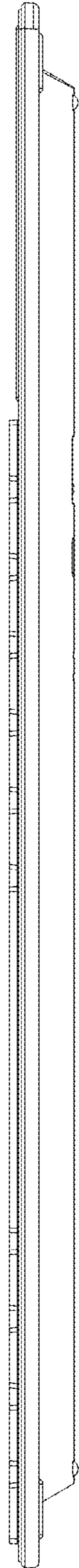


Fig. 6




Fig. 7

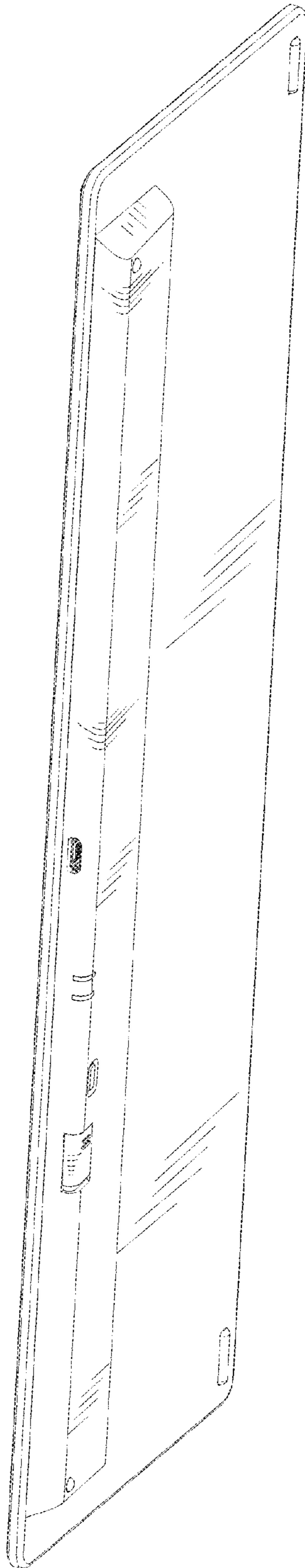


Fig. 8

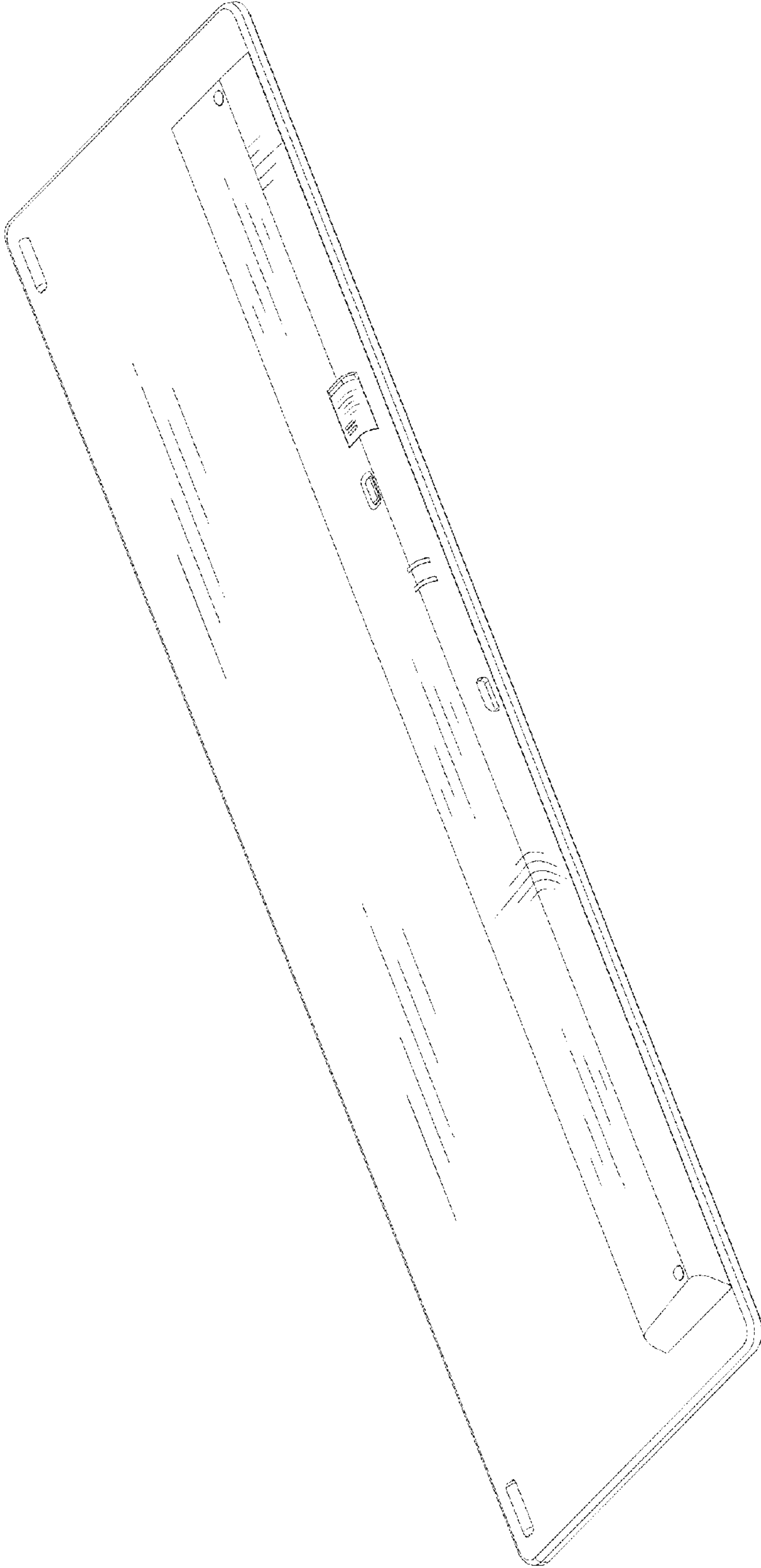


Fig. 9