



US00D740821S

(12) **United States Design Patent**  
**Kim et al.**

(10) **Patent No.:** **US D740,821 S**  
(45) **Date of Patent:** **\*\* Oct. 13, 2015**

(54) **PORTABLE KEYBOARD**

(71) Applicant: **LG Electronics Inc.**, Seoul (KR)

(72) Inventors: **Hyonl Kim**, Seoul (KR); **JiYoun Cha**, Seoul (KR)

(73) Assignee: **LG Electronics Inc.**, Seoul (KR)

(\*\*) Term: **14 Years**

(21) Appl. No.: **29/497,522**

(22) Filed: **Jul. 25, 2014**

(30) **Foreign Application Priority Data**

Jan. 27, 2014 (KR) ..... 30-2014-0004315

(51) **LOC (10) Cl.** ..... **14-02**

(52) **U.S. Cl.**  
USPC ..... **D14/391**

(58) **Field of Classification Search**  
USPC ..... D14/240, 138, 318, 341, 391-399, 443, D14/455, 456; D18/1, 2, 7, 11; 178/17 A, 178/17 C; 200/5 A, 5 R, 6 A, 6 R; 235/145 A, 235/145 R; 341/20-23; 345/156, 160, 168, 345/169, 173; 361/679.08, 679.09, 361/679.11-679.19; 400/484-489, 492, 400/472  
CPC ..... G06F 1/16; G06F 1/1616; G06F 1/162; G06F 1/1601; G06F 1/1626; G09B 13/04; H03M 11/00; H03K 17/94; H05K 5/00; H01H 3/125; H01H 13/705; B41J 5/08  
See application file for complete search history.

(56) **References Cited**

**U.S. PATENT DOCUMENTS**

5,457,453 A \* 10/1995 Chiu et al. .... 341/22  
6,174,097 B1 \* 1/2001 Daniel ..... 400/472

D457,525 S \* 5/2002 Olodort et al. .... D14/396  
D470,493 S \* 2/2003 Tritschler et al. .... D14/393  
6,734,809 B1 \* 5/2004 Olodort et al. .... 341/22  
6,924,788 B2 \* 8/2005 Hsu et al. .... 345/168  
D562,321 S \* 2/2008 Jawerth et al. .... D14/391  
D563,407 S \* 3/2008 Jawerth et al. .... D14/391  
8,147,154 B2 \* 4/2012 Jawerth et al. .... 400/489  
D665,803 S \* 8/2012 Knighton ..... D14/391  
D675,206 S \* 1/2013 Roysden ..... D14/396

\* cited by examiner

*Primary Examiner* — Freda S Nunn

(74) *Attorney, Agent, or Firm* — Morgan, Lewis & Bockius LLP

(57) **CLAIM**

The ornamental design for a portable keyboard, as shown and described.

**DESCRIPTION**

FIG. 1 is a front, right side, perspective view of a portable keyboard showing our new design;  
FIG. 2 is a front view thereof;  
FIG. 3 is a rear view thereof;  
FIG. 4 is a left side view thereof;  
FIG. 5 is a right side view thereof;  
FIG. 6 is a top view thereof;  
FIG. 7 is a bottom view thereof;  
FIG. 8 is a front, right side, perspective view in use state thereof;  
FIG. 9 is a front view in use state thereof;  
FIG. 10 is a rear view in use state thereof;  
FIG. 11 is a left side view in use state thereof;  
FIG. 12 is a right side view in use state thereof;  
FIG. 13 is a top view in use state thereof; and,  
FIG. 14 is a bottom view in use state thereof.

**1 Claim, 5 Drawing Sheets**

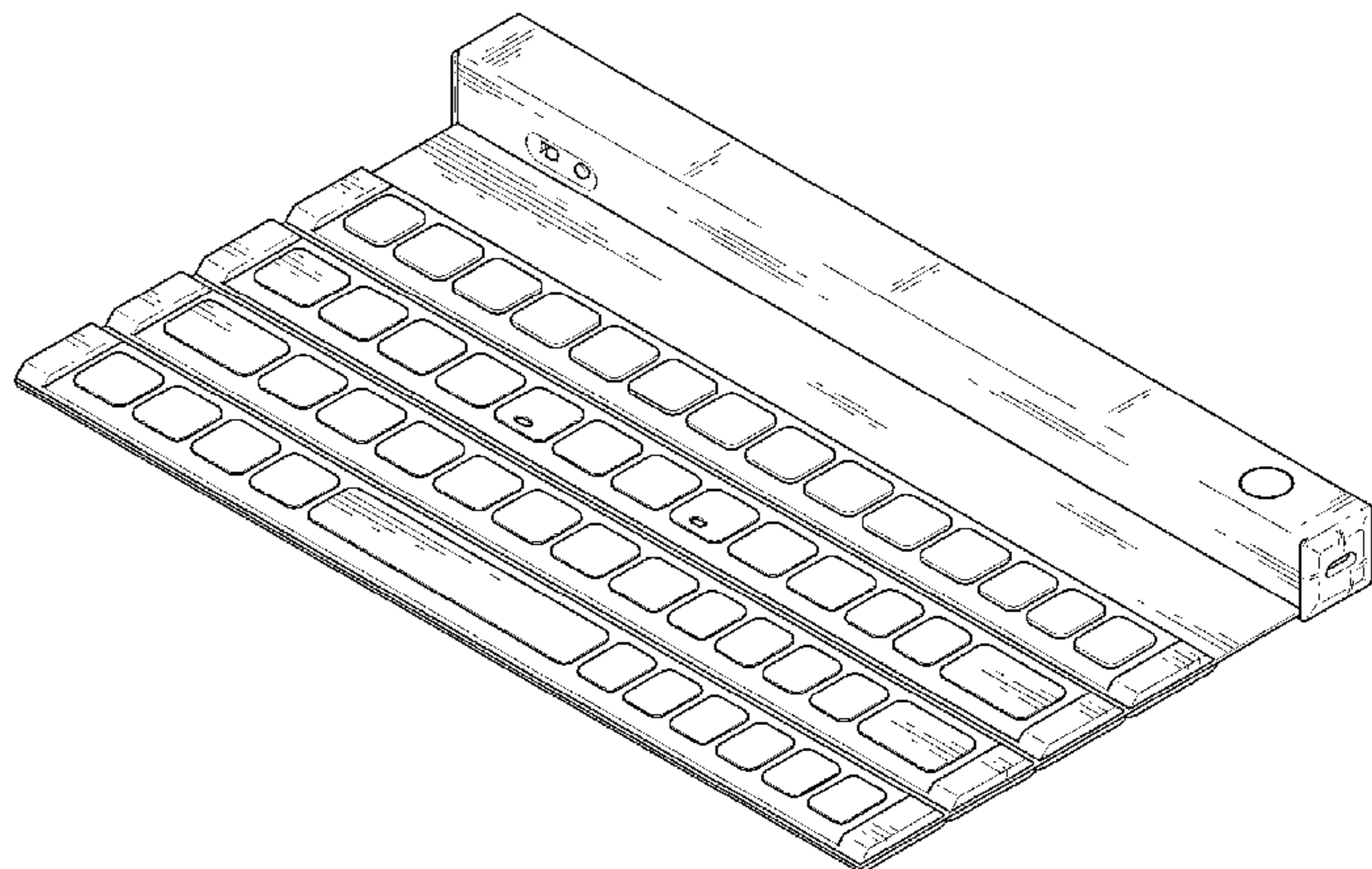
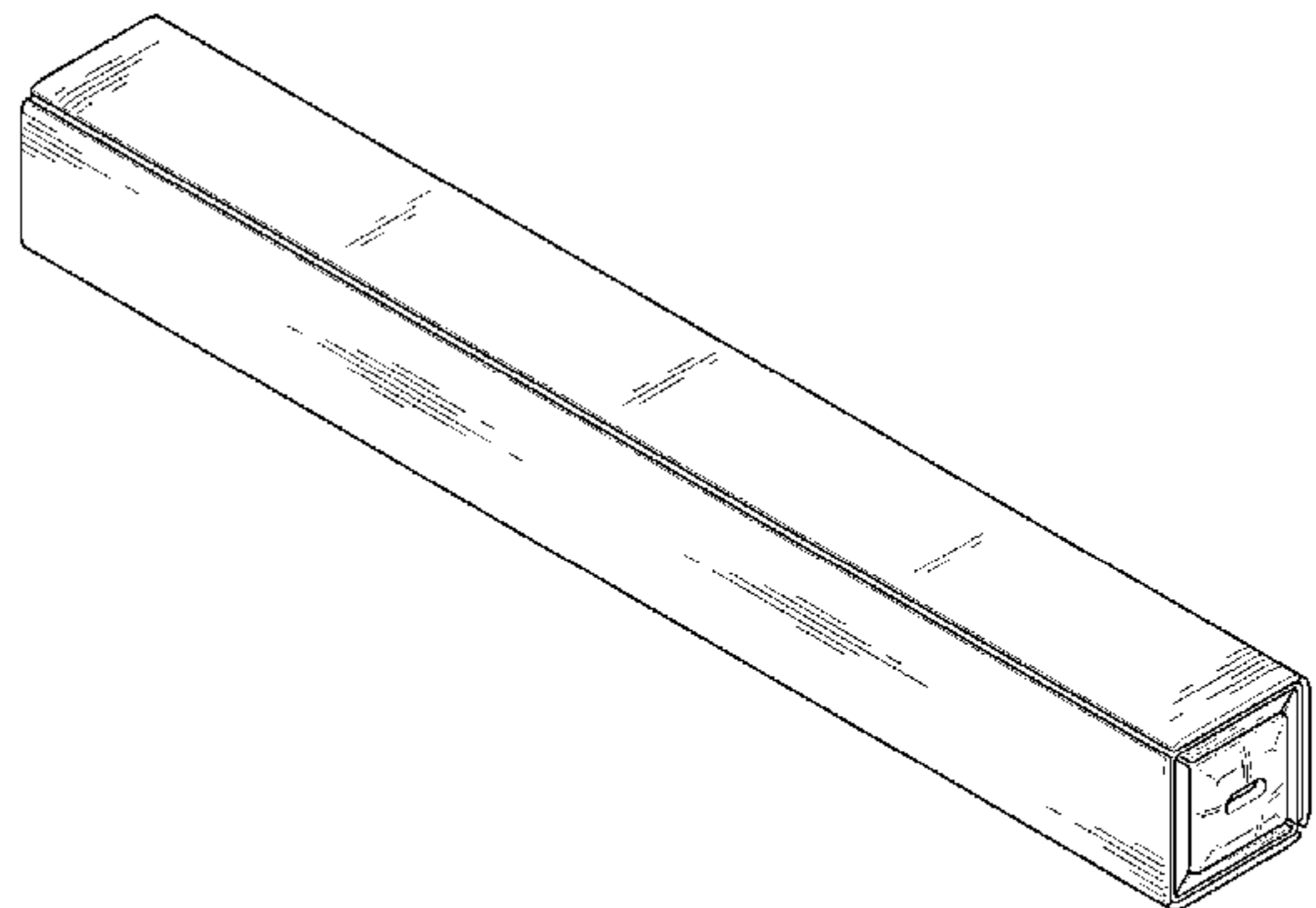


FIG. 1

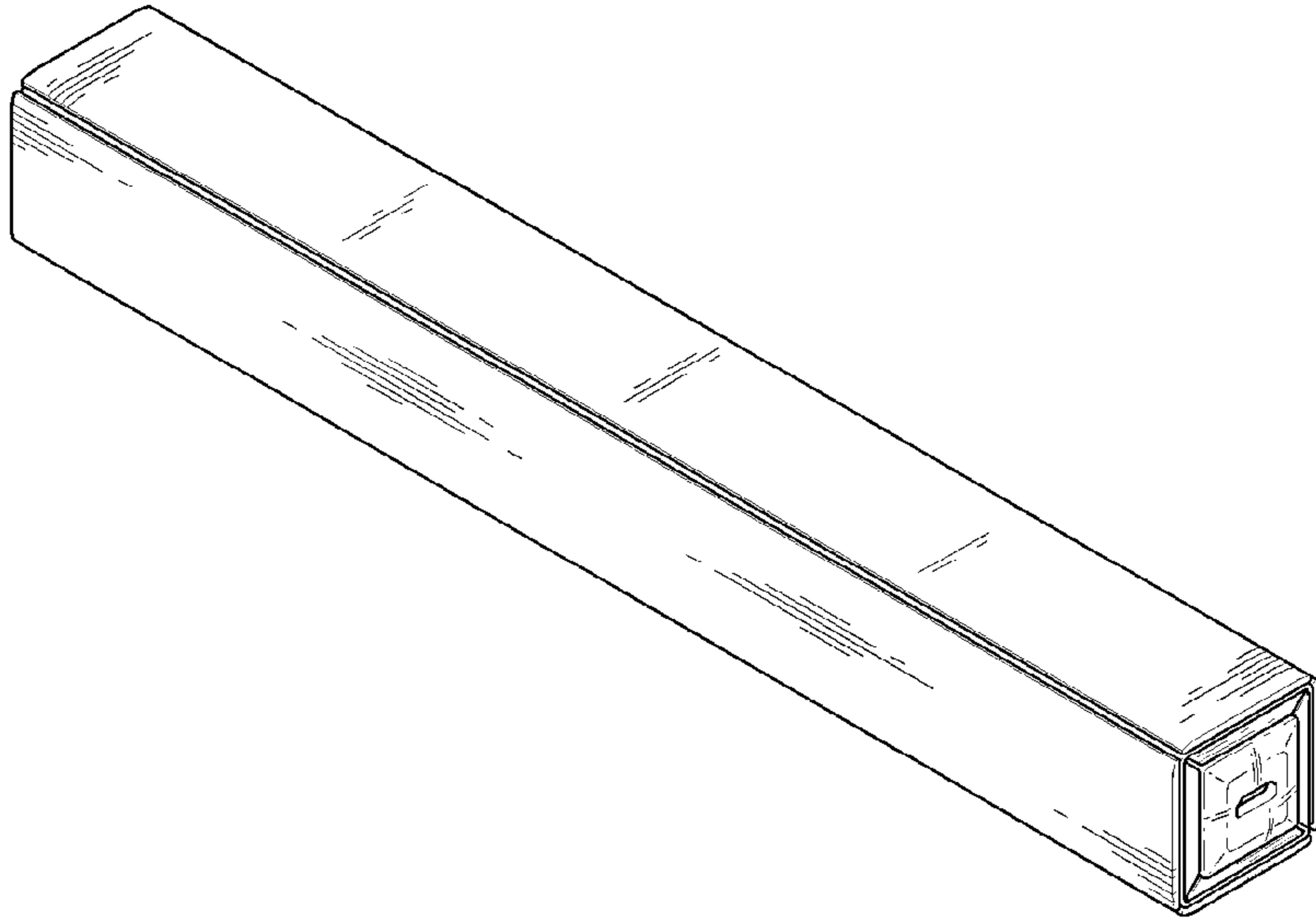


FIG. 2




FIG. 3




FIG. 4

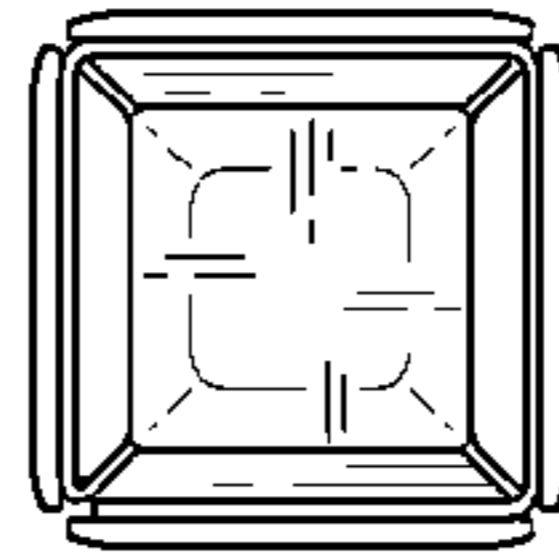


FIG. 5

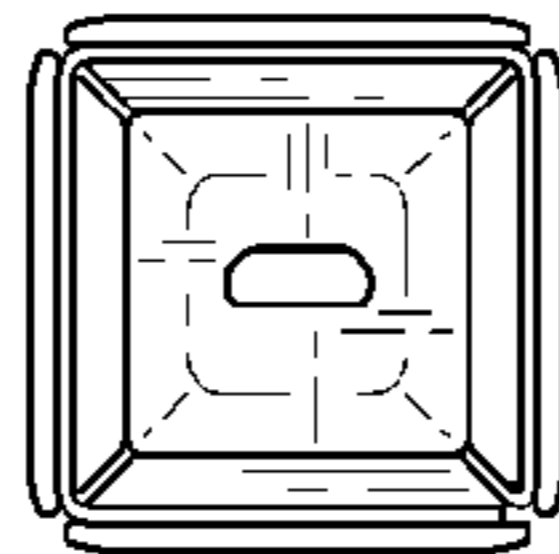


FIG. 6

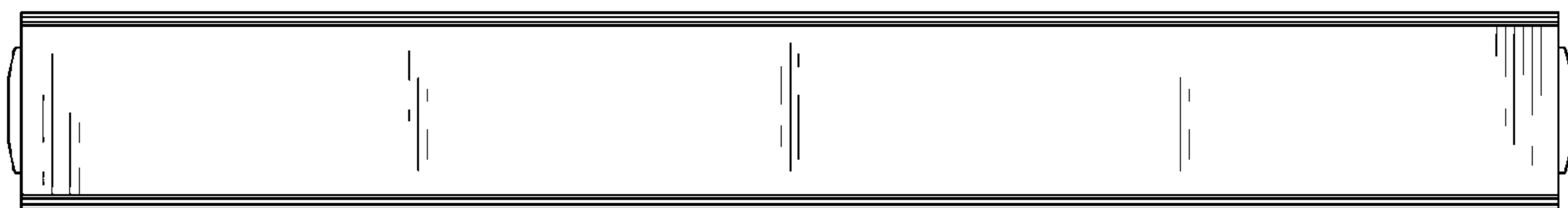


FIG. 7

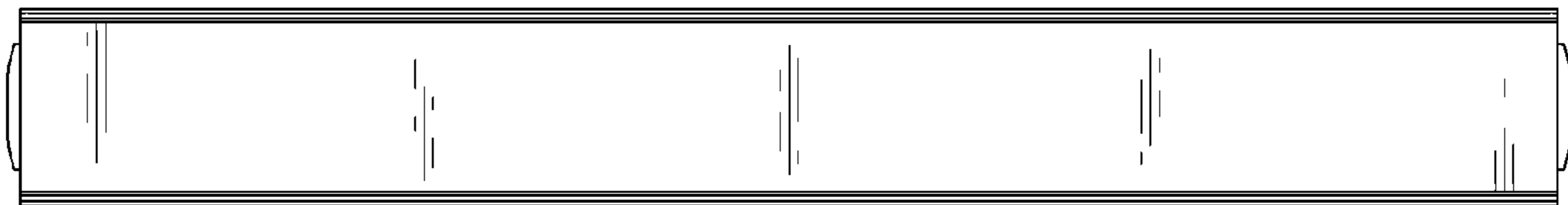


FIG. 8

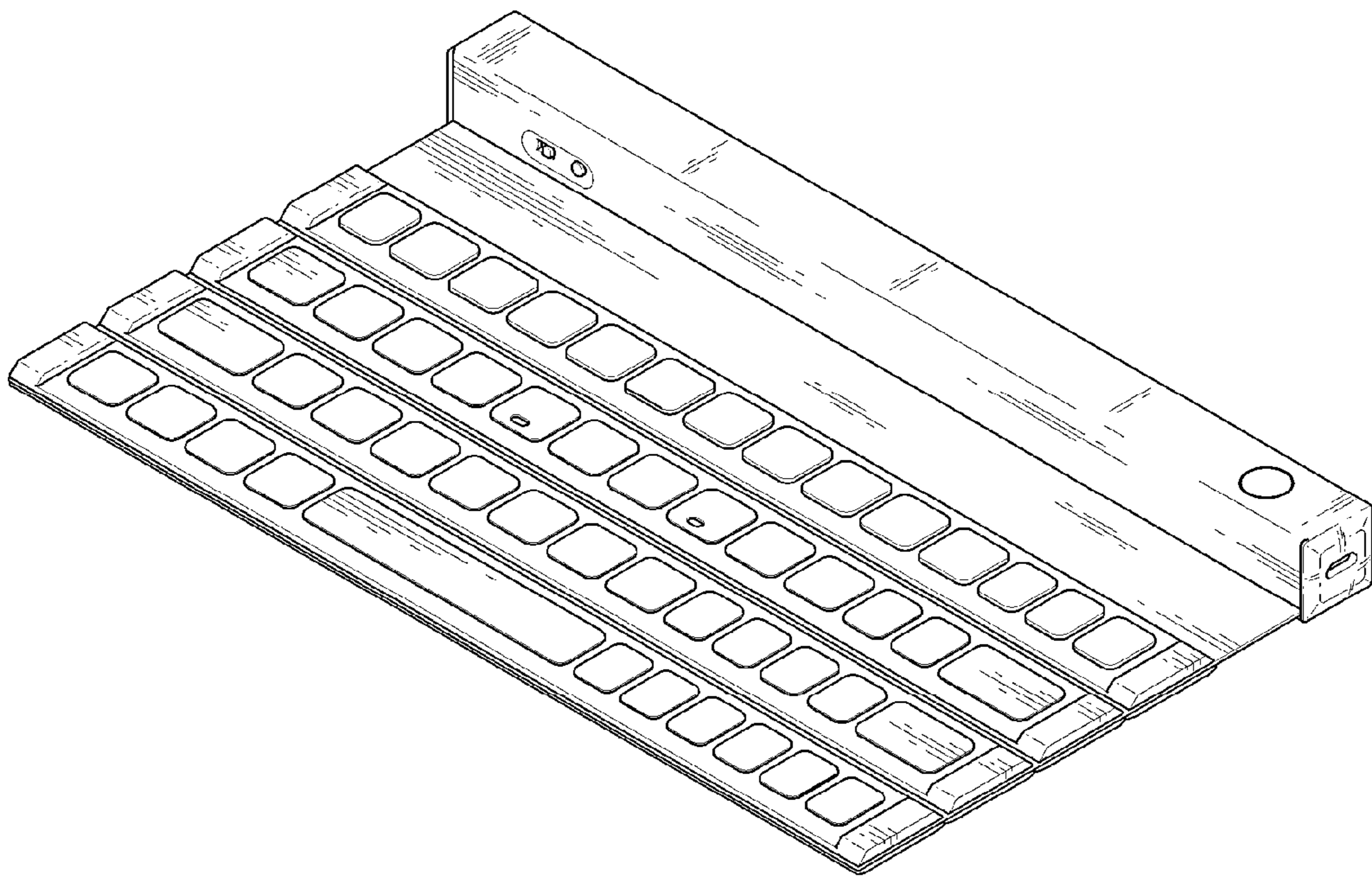


FIG. 9




FIG. 10

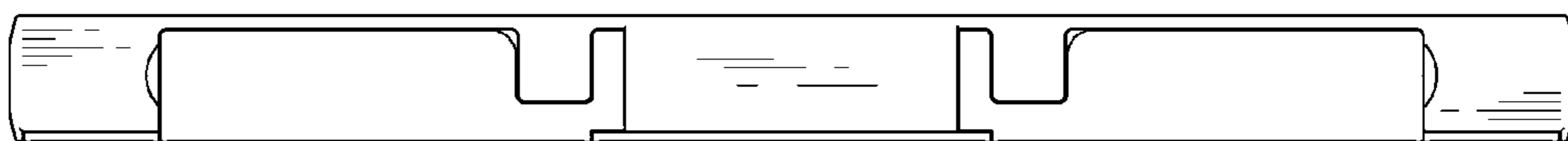


FIG. 11

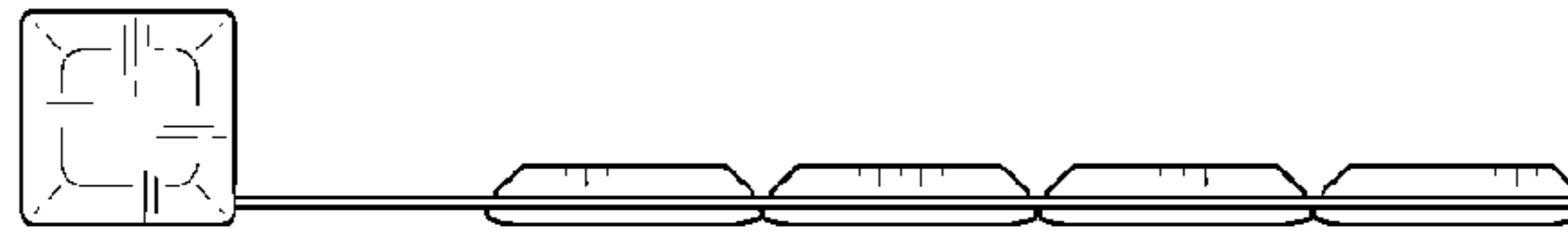


FIG. 12

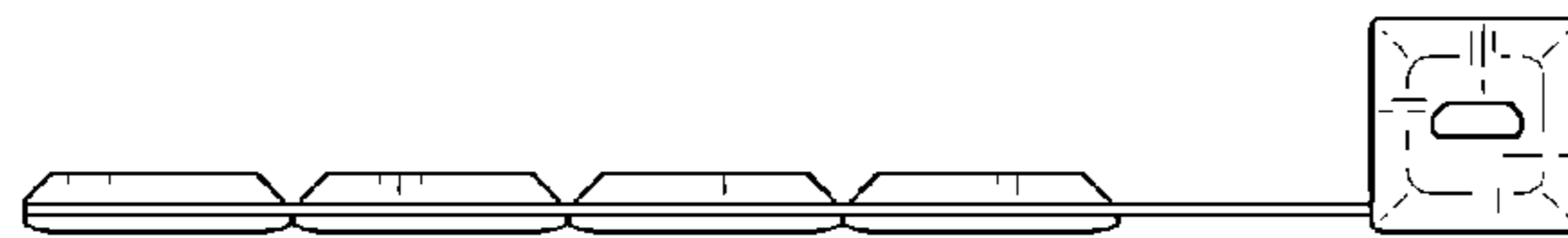


FIG. 13

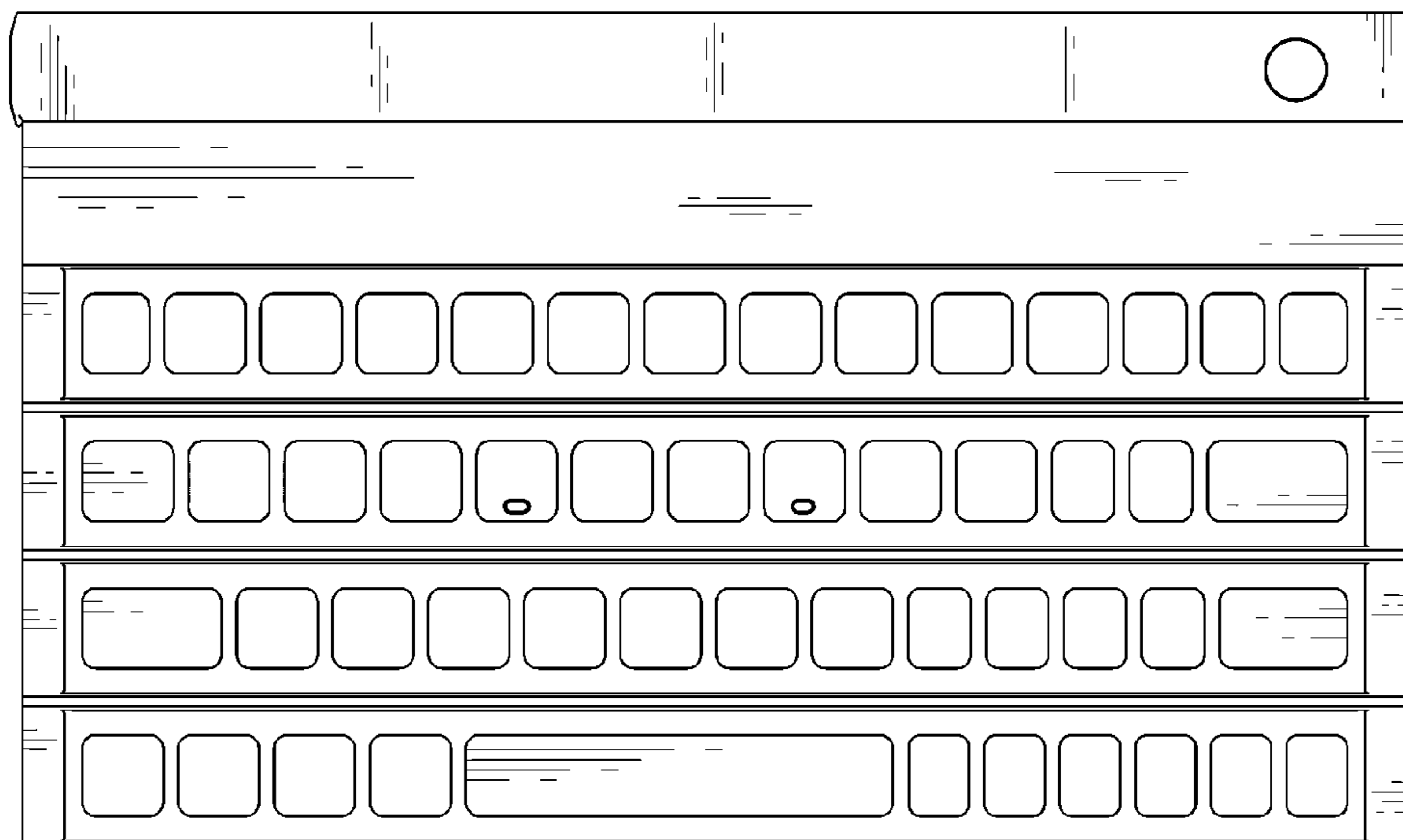


FIG. 14

