



US00D740801S

(12) **United States Design Patent**
Feng

(10) **Patent No.:** **US D740,801 S**

(45) **Date of Patent:** **** Oct. 13, 2015**

(54) **ELECTRONIC DEVICE**

(71) Applicant: **Intel Corporation**, Santa Clara, CA
(US)

(72) Inventor: **Cheng Feng**, Shanghai (CN)

(73) Assignee: **Intel Corporation**, Santa Clara, CA
(US)

(**) Term: **14 Years**

(21) Appl. No.: **29/473,434**

(22) Filed: **Nov. 21, 2013**

(51) **LOC (10) Cl.** **14-02**

(52) **U.S. Cl.**
USPC **D14/315**

(58) **Field of Classification Search**
USPC D14/315-327; D18/1, 2, 7, 11;
235/145 A, 145 R; 341/22, 23; 345/104,
345/156, 168, 169, 173; 361/679.06,
361/679.08, 679.09, 679.11, 679.26, 679.27
CPC G06F 1/1679

See application file for complete search history.

(56) **References Cited**

U.S. PATENT DOCUMENTS

6,771,494	B2 *	8/2004	Shimano	361/679.06
6,785,128	B1 *	8/2004	Yun	361/679.27
6,872,088	B2 *	3/2005	Watanabe	439/165
D633,488	S *	3/2011	Kim et al.	D14/315
D664,538	S *	7/2012	Ryu et al.	D14/327
D682,826	S *	5/2013	Kim et al.	D14/315

* cited by examiner

Primary Examiner — Freda S Nunn

(74) *Attorney, Agent, or Firm* — Patent Capital Group

(57) **CLAIM**

The ornamental design for an electronic device, as shown and described.

DESCRIPTION

FIG. 1 is a perspective view of an electronic device showing our new design;

FIG. 2 is a front view thereof;

FIG. 3 is a back view thereof;

FIG. 4 is a side view thereof;

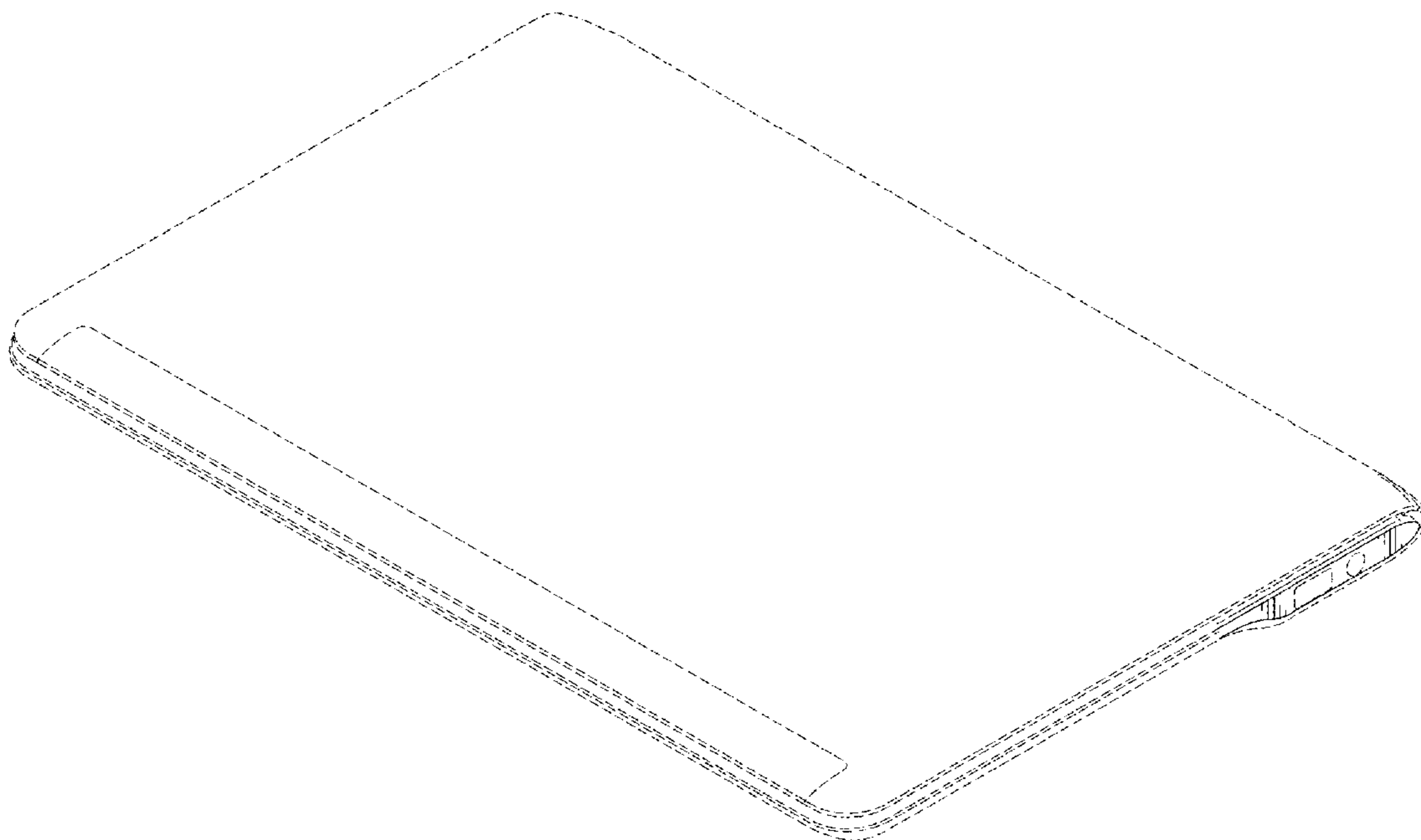
FIG. 5 is another side view thereof;

FIG. 6 is a top view thereof; and,

FIG. 7 is a bottom view thereof.

The broken lines shown in the drawings illustrate portions of the electronic device and form no part of the claimed design.

1 Claim, 4 Drawing Sheets



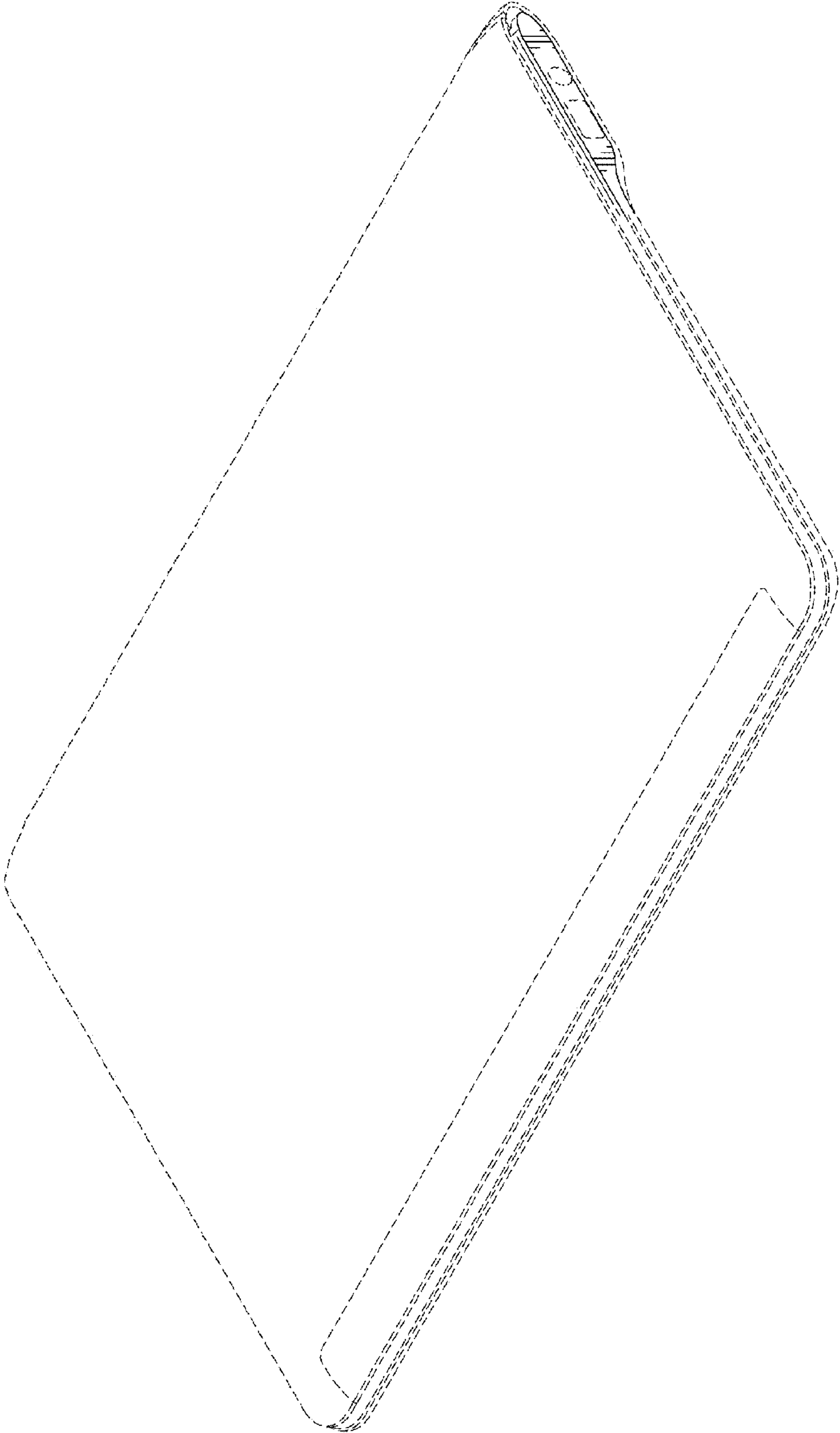


FIG. 1




FIG. 2

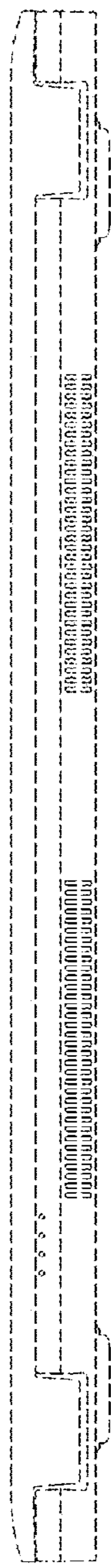


FIG. 3




FIG. 4




FIG. 5




FIG. 6




FIG. 7