



US00D740794S

(12) **United States Design Patent**  
**Choi et al.**

(10) **Patent No.:** **US D740,794 S**  
(45) **Date of Patent:** **\*\* Oct. 13, 2015**

(54) **CELLULAR PHONE**

(71) Applicant: **LG ELECTRONICS INC.**, Seoul (KR)

(72) Inventors: **Sanghyun Choi**, Seoul (KR); **Seungil Lee**, Seoul (KR)

(73) Assignee: **LG Electronics Inc.**, Seoul (KR)

(\*\*) Term: **14 Years**

(21) Appl. No.: **29/460,587**

(22) Filed: **Jul. 12, 2013**

(30) **Foreign Application Priority Data**

Feb. 15, 2013 (KR) ..... 30-2013-0007941

(51) **LOC (10) Cl.** ..... **14-03**

(52) **U.S. Cl.**  
USPC ..... **D14/248**

(58) **Field of Classification Search**  
USPC ..... D14/138 AD, 138 C, 138 G, 203.7, 217,  
D14/30, 238.1, 240, 247, 248, 250, 253,  
D14/341, 345, 346, 439, 440; D13/103,  
D13/107, 108, 119; D3/201, 218, 269, 273,  
D3/303; 206/320; 220/662; 361/679.27;  
455/456.1, 575.1, 575.4, 575.8  
See application file for complete search history.

(56) **References Cited**

**U.S. PATENT DOCUMENTS**

6,050,449 A \* 4/2000 Kanj ..... 221/232  
D477,293 S \* 7/2003 Hwang ..... D14/138 AB

D496,017 S \* 9/2004 Hsu et al. .... D14/138 AB  
D582,885 S \* 12/2008 Shimpei ..... D14/138 AB  
D588,000 S \* 3/2009 Goetz et al. .... D9/434  
D599,337 S \* 9/2009 Miles et al. .... D14/248  
D603,363 S \* 11/2009 Choi et al. .... D14/138 AB  
D606,308 S \* 12/2009 Cheng-Wei ..... D3/294  
D631,462 S \* 1/2011 Kim et al. .... D14/138 AB  
D654,040 S \* 2/2012 Jung et al. .... D14/138 AD  
D658,620 S \* 5/2012 Lylyk ..... D14/138 G  
D679,269 S \* 4/2013 Fahlgren et al. .... D14/248  
2013/0098790 A1 \* 4/2013 Hong et al. .... 206/320

\* cited by examiner

*Primary Examiner* — Barbara Fox

(74) *Attorney, Agent, or Firm* — Morgan, Lewis & Bockius LLP

(57) **CLAIM**

The ornamental design for a cellular phone, as shown and described.

**DESCRIPTION**

FIG. 1 is a front, right side, perspective view of a cellular phone showing our new design;  
FIG. 2 is a front view thereof;  
FIG. 3 is a rear view thereof;  
FIG. 4 is a left side view thereof;  
FIG. 5 is a right side view thereof;  
FIG. 6 is a top view thereof; and,  
FIG. 7 is a bottom view thereof.

The broken lines shown in the drawings represent portions of the cellular phone which form no part of the claimed design.

**1 Claim, 6 Drawing Sheets**

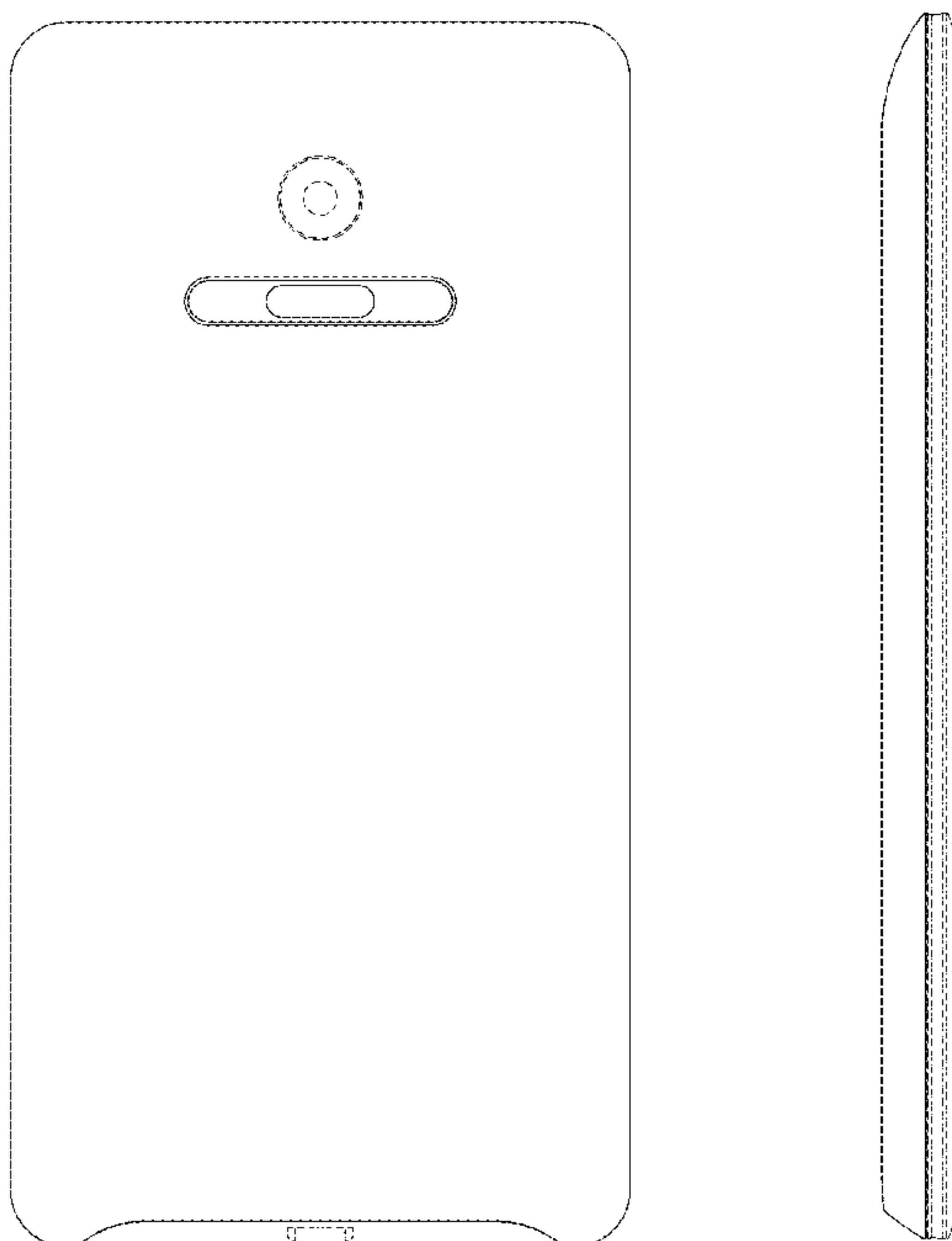


FIG. 1




FIG. 2




FIG. 3




FIG. 4




FIG. 5




FIG. 6



FIG. 7

