



US00D740782S

(12) **United States Design Patent**
Thomas

(10) **Patent No.:** **US D740,782 S**
(45) **Date of Patent:** **** Oct. 13, 2015**

(54) **DECT BABY MONITOR PARENT UNIT**

(56) **References Cited**

(71) Applicant: **KONINKLIJKE PHILIPS N.V.**,
Eindhoven (NL)

U.S. PATENT DOCUMENTS

(72) Inventor: **Elodie Jeanne Claudine Thomas**,
Amsterdam (NL)

D386,703	S	*	11/1997	Nowak	D10/104.1
D424,561	S	*	5/2000	Heath	D14/159
D424,958	S	*	5/2000	Nowak	D10/104.1
D430,052	S	*	8/2000	Nowak	D10/104.1
D440,899	S	*	4/2001	Heath	D14/159
D538,245	S	*	3/2007	Heath	D14/137
D539,252	S	*	3/2007	Heath	D14/137
D579,912	S	*	11/2008	Lamason	D14/159
D579,913	S	*	11/2008	Lamason	D14/159
D649,135	S	*	11/2011	Hocherman et al.	D14/159
D651,584	S	*	1/2012	Massee et al.	D14/159
D656,478	S	*	3/2012	Barley et al.	D14/159
D666,576	S	*	9/2012	Marsh	D14/159
D668,239	S	*	10/2012	Marsh	D14/159
D679,676	S	*	4/2013	Sharp	D14/159
D689,037	S	*	9/2013	Sumi et al.	D14/159
D696,224	S	*	12/2013	Murayama	D14/159
D721,349	S	*	1/2015	Sugai et al.	D14/159

(73) Assignee: **KONINKLIJKE PHILIPS N.V.**,
Eindhoven (NL)

(**) Term: **14 Years**

(21) Appl. No.: **29/499,758**

(22) Filed: **Aug. 19, 2014**

(30) **Foreign Application Priority Data**

Feb. 20, 2014 (EM) 002408708-0001

(51) **LOC (10) Cl.** **14-03**

(52) **U.S. Cl.**
USPC **D14/159**

(58) **Field of Classification Search**
USPC D14/167, 154, 168, 188, 496, 156, 160,
D14/161, 162, 163, 164, 165, 158, 253, 192,
D14/159, 155, 138 AB, 137, 104.1; 455/351,
455/350, 353; D10/104, 106, 65, 78;
340/573.4, 573.1

CPC G06F 3/16; G08B 3/00; H04M 11/00;
H04N 7/14; H04N 7/26

See application file for complete search history.

* cited by examiner

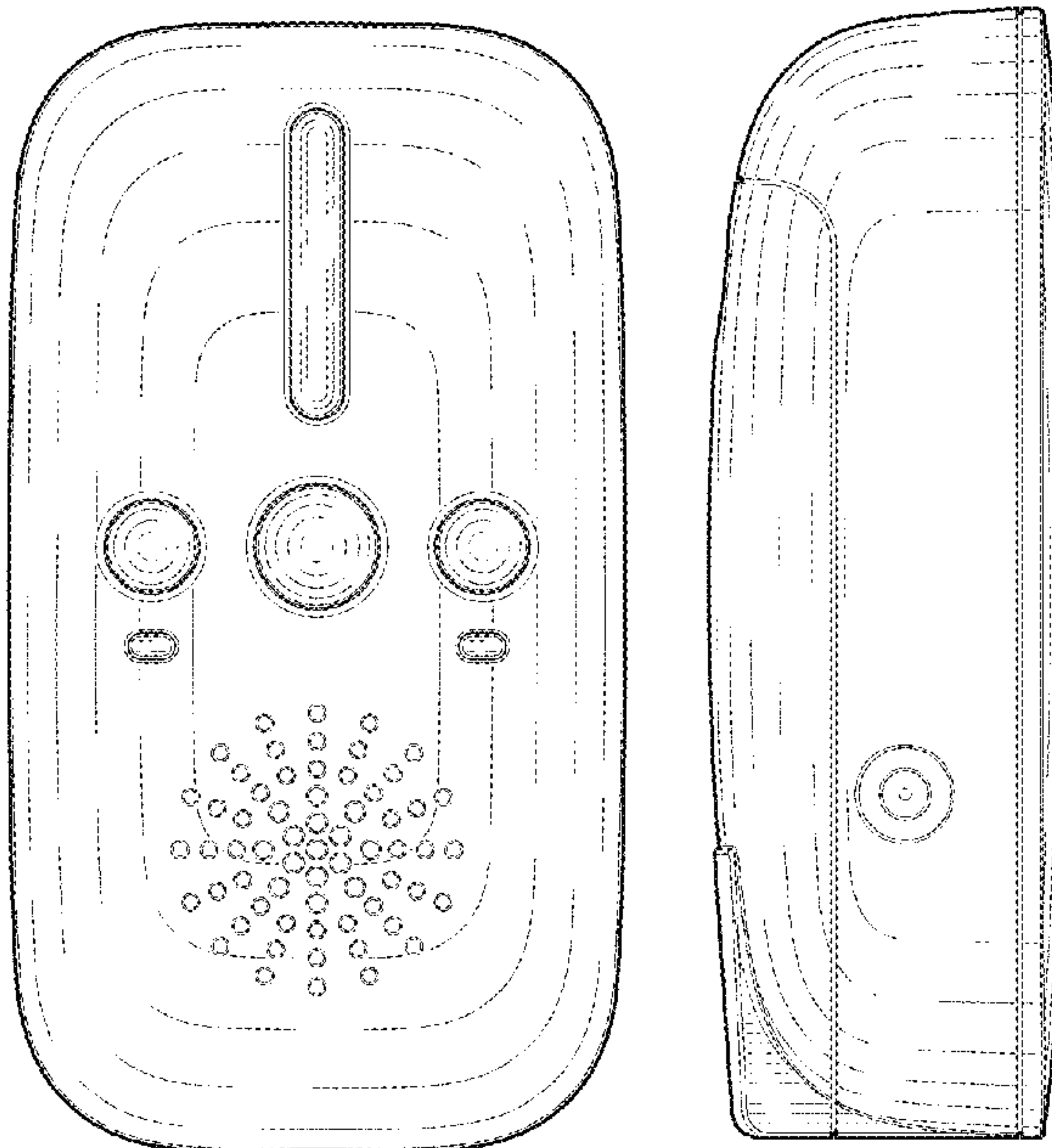
Primary Examiner — Austin Murphy

(57) **CLAIM**
The ornamental design for a DECT baby monitor parent unit,
as shown.

DESCRIPTION

FIG. 1 is a perspective view showing my design;
FIG. 2 is a front elevational view thereof;
FIG. 3 is a rear elevational view thereof;
FIG. 4 is a right side elevational view thereof;
FIG. 5 is a left side elevational view thereof;
FIG. 6 is a top plan view thereof; and,
FIG. 7 is a bottom plan view thereof.

1 Claim, 3 Drawing Sheets



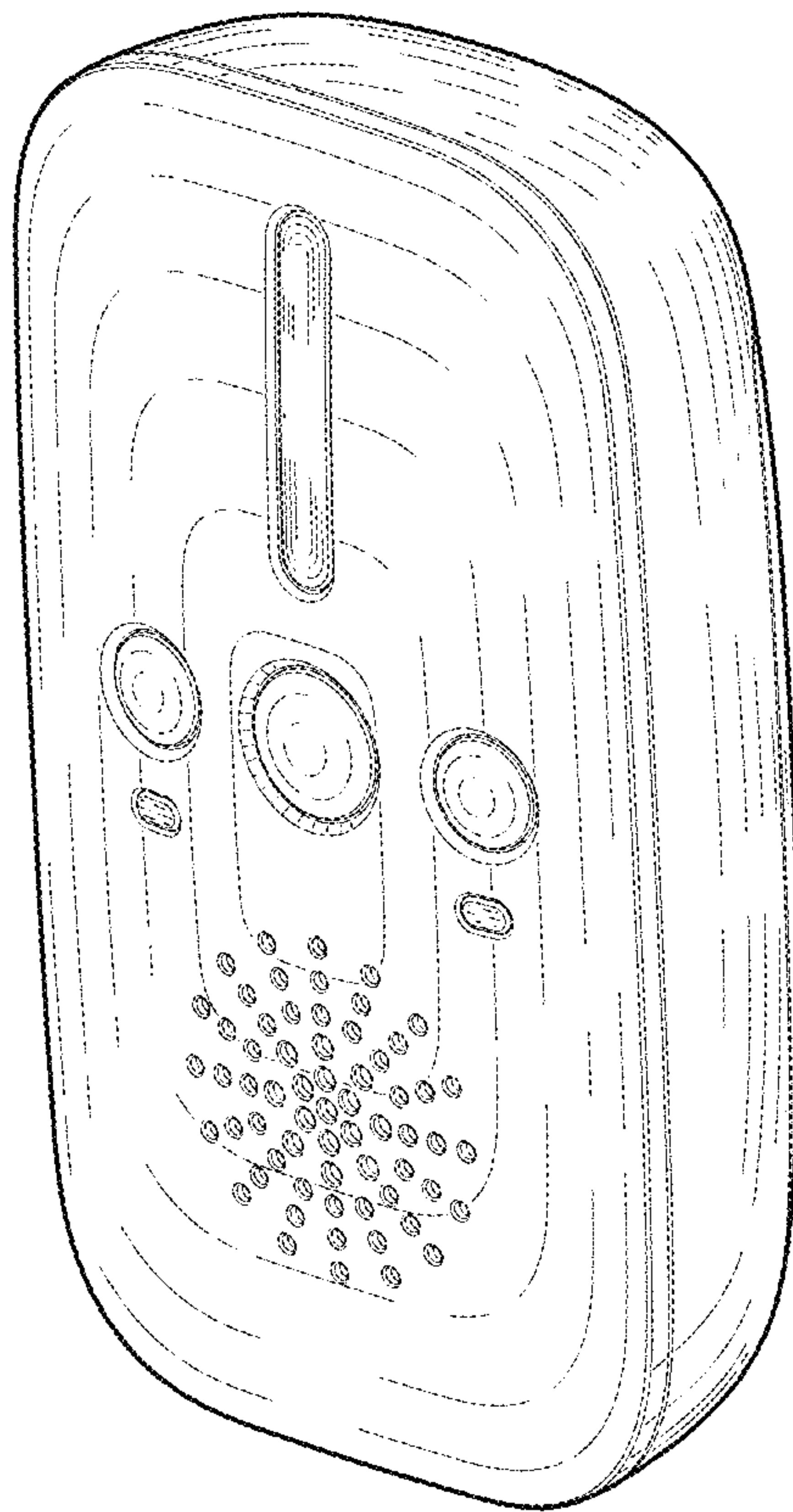


FIG. 1

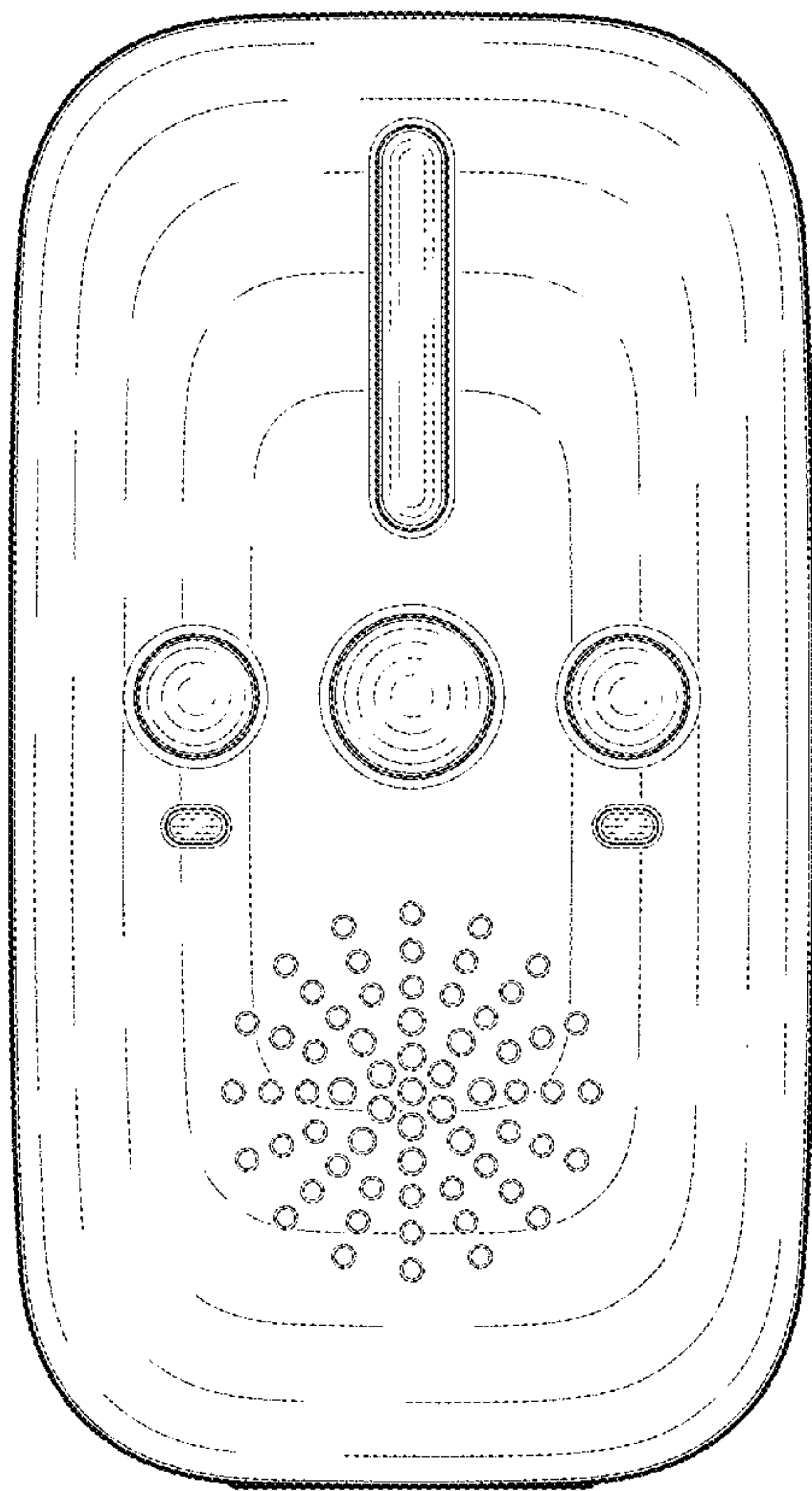


FIG. 2

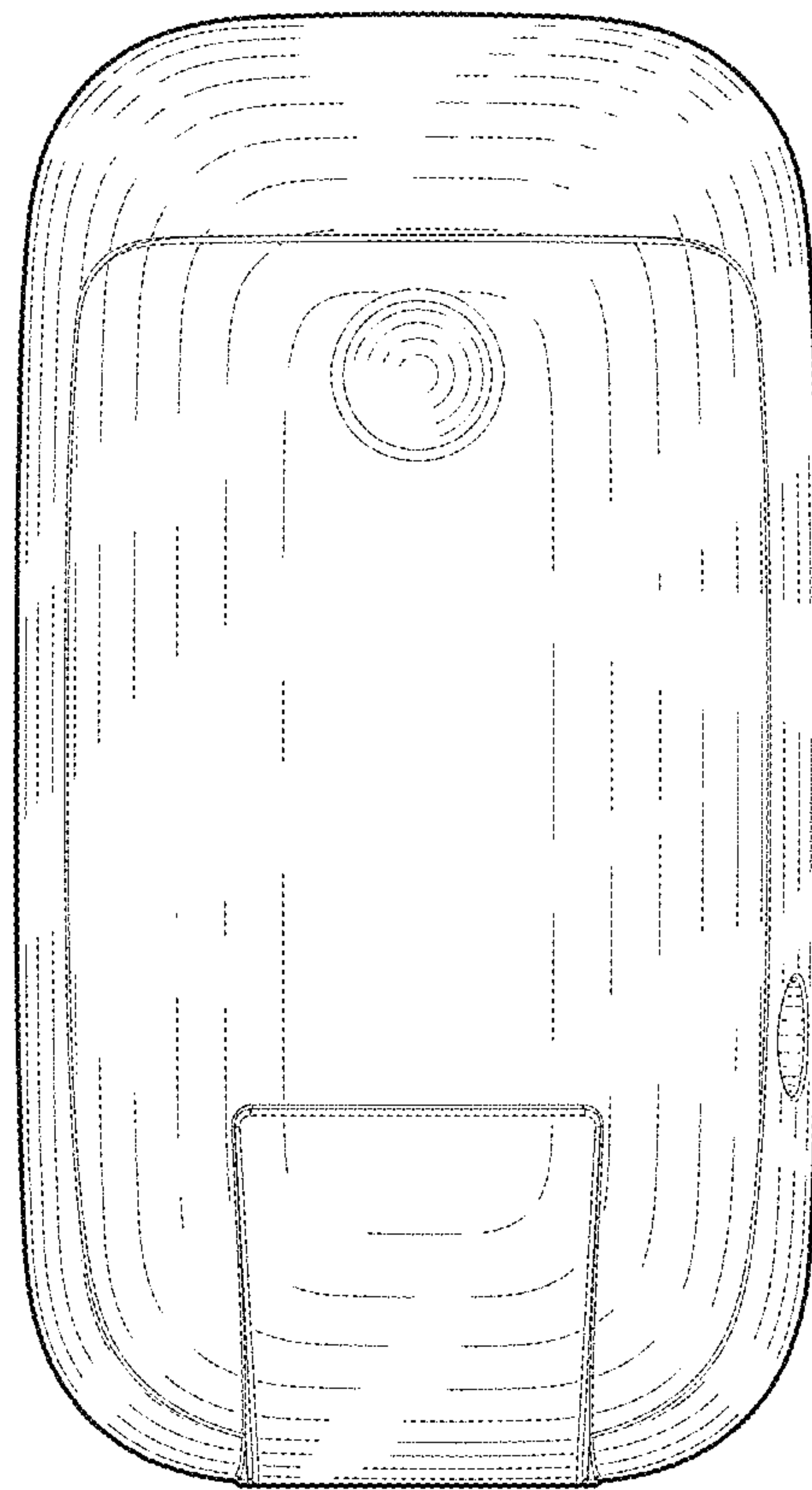


FIG. 3

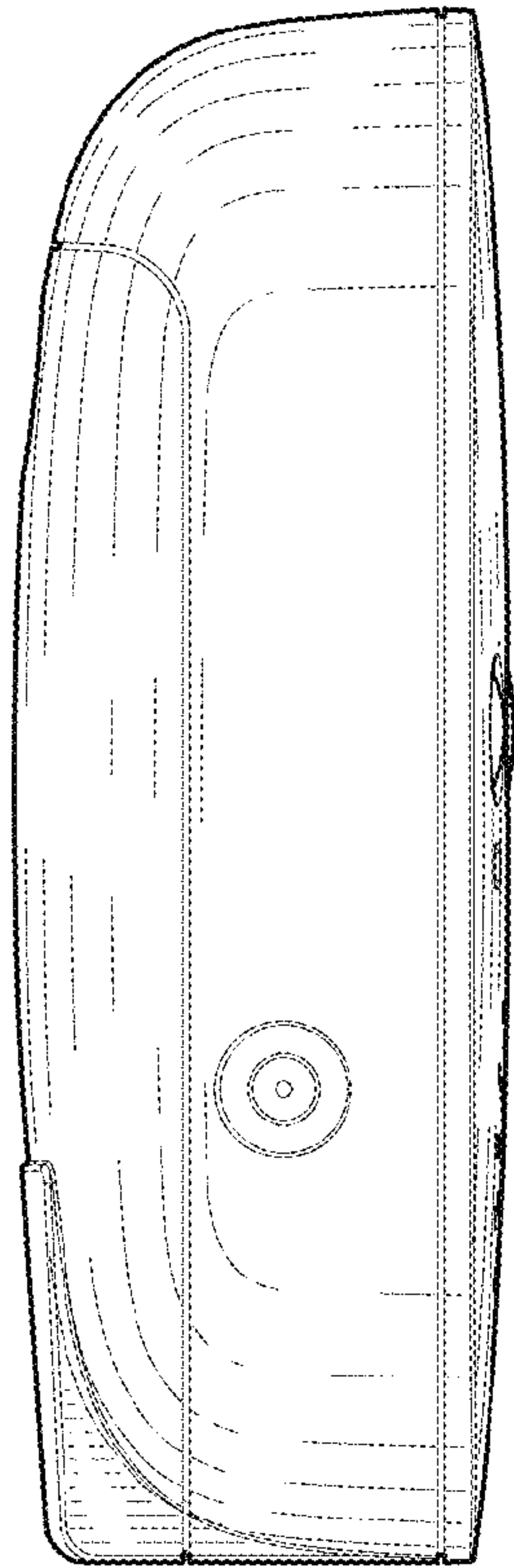


FIG. 4




FIG. 5

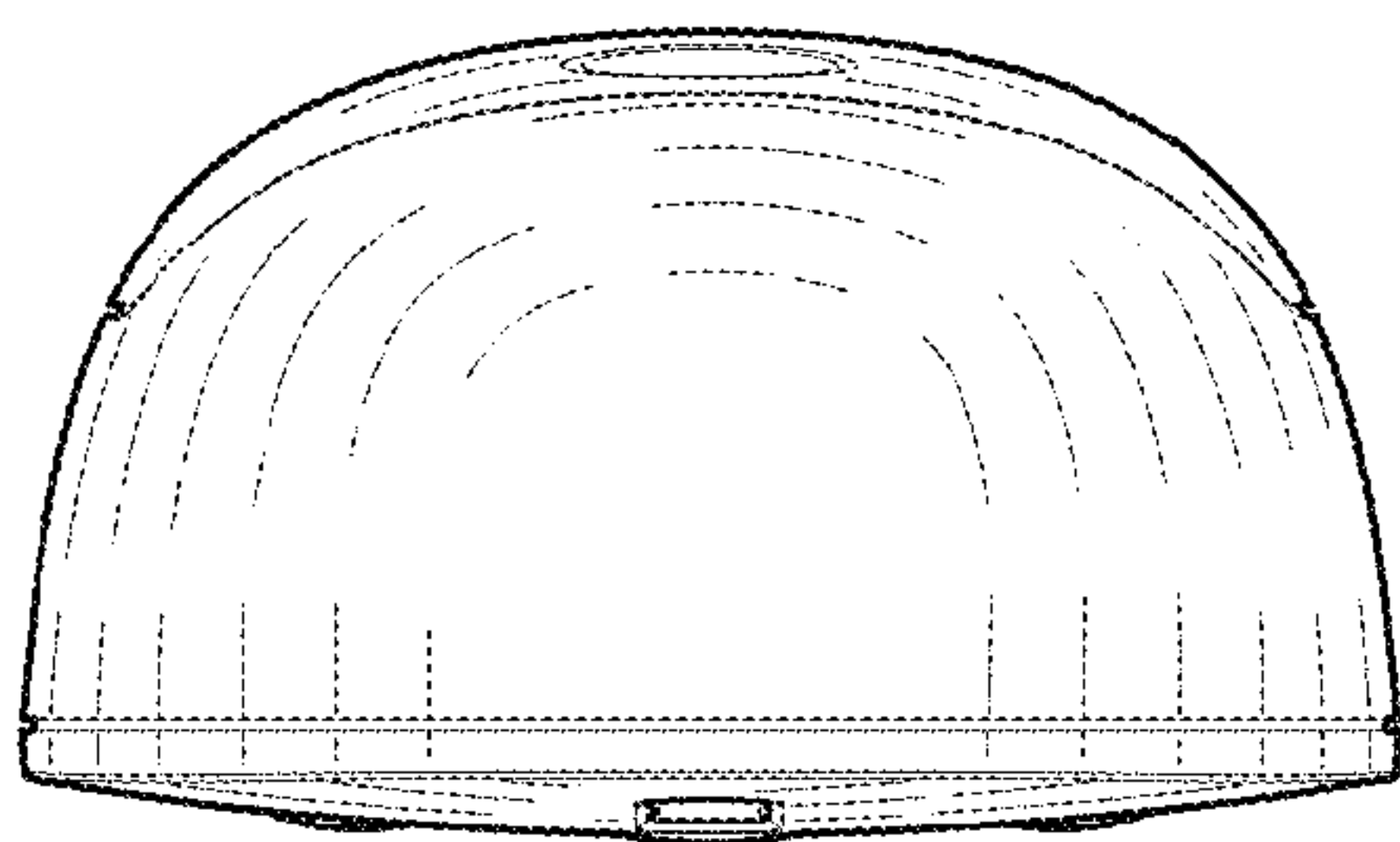


FIG. 6

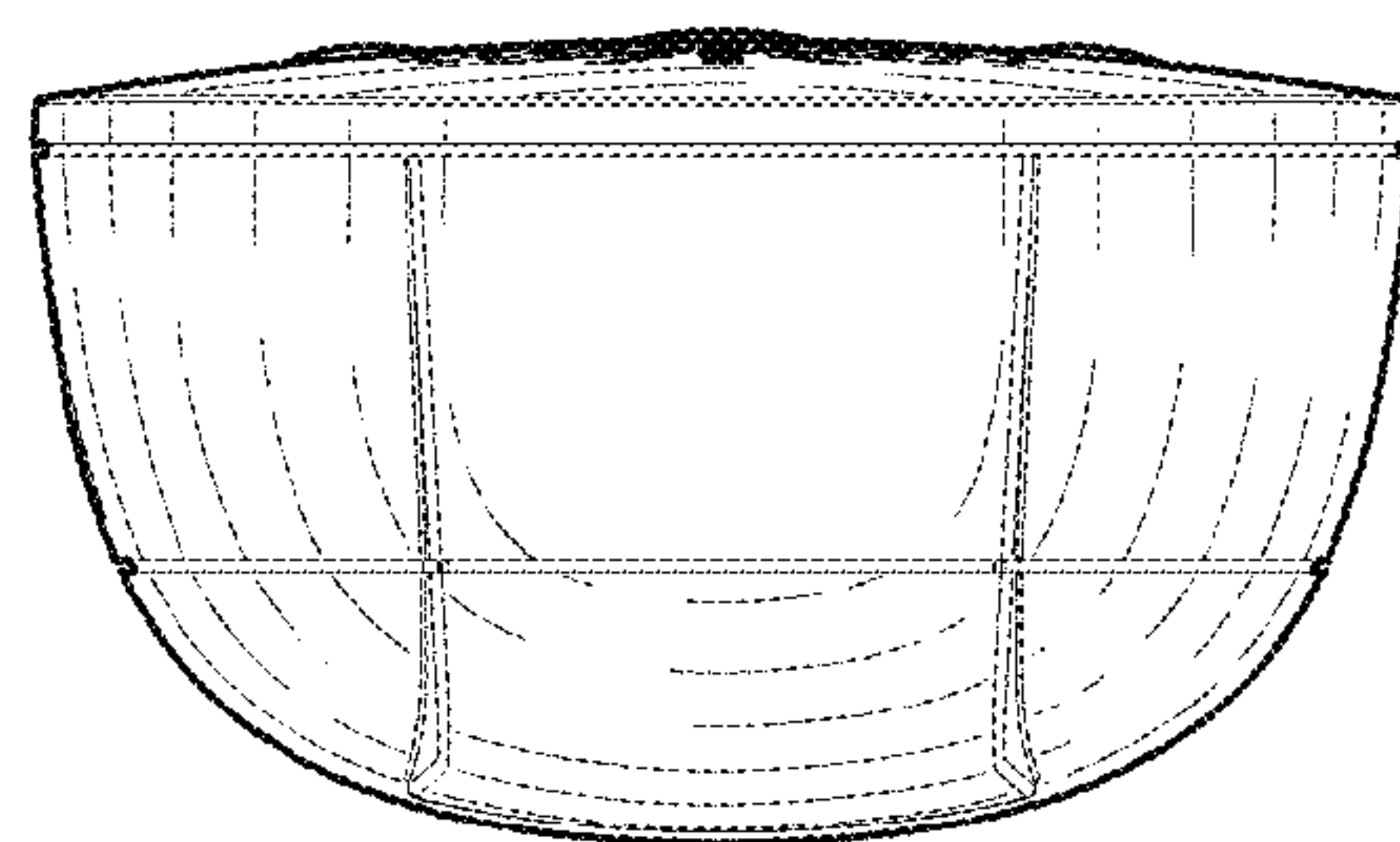


FIG. 7