



US00D740778S

(12) **United States Design Patent**
Ookawa et al.

(10) **Patent No.:** **US D740,778 S**
(45) **Date of Patent:** **** Oct. 13, 2015**

- (54) **TELEPHONE BASE UNIT**
- (71) Applicant: **Panasonic Intellectual Property Management Co., Ltd., Osaka (JP)**
- (72) Inventors: **Takayuki Ookawa, Osaka (JP); Masashi Furuno, Fukuoka (JP); Philipp Christ, Hamburg (DE); Jan-Michael Von Lewinski, Hamburg (DE)**
- (73) Assignee: **Panasonic Intellectual Property Management Co., Ltd., Osaka (JP)**
- (**) Term: **14 Years**
- (21) Appl. No.: **29/500,265**
- (22) Filed: **Aug. 22, 2014**
- (51) **LOC (10) Cl.** **14-03**
- (52) **U.S. Cl.**
USPC **D14/149**
- (58) **Field of Classification Search**
USPC D13/118, 119, 120; D14/142, 149, 159, D14/217, 221, 224, 240, 243, 250, 251, 432, D14/434, 447, 496; 320/107, 110, 113-115; 361/600; 455/556.1, 557
See application file for complete search history.

- D628,556 S * 12/2010 Lee et al. D14/214
- D644,221 S * 8/2011 Kemery et al. D14/358
- D660,839 S * 5/2012 Govindasamy et al. D14/358
- D662,491 S 6/2012 Andre et al.
- D682,805 S 5/2013 Rath
- D687,377 S * 8/2013 Huang et al. D13/108
- D687,773 S 8/2013 Huang et al.
- D699,241 S * 2/2014 Moors et al. D14/356
- D705,224 S * 5/2014 Govindasamy et al. D14/358
- D714,787 S * 10/2014 Matsuoka D14/426
- D717,770 S * 11/2014 Yamamoto D14/216
- D722,983 S * 2/2015 Paredes D13/168

* cited by examiner

Primary Examiner — Susan Bennett Hattan

Assistant Examiner — Leanne Was

(74) *Attorney, Agent, or Firm* — Panasonic Patent Center

(57) **CLAIM**

We claim the ornamental design for a telephone base unit, as shown and described.

DESCRIPTION

FIG. 1 is a top perspective view of a telephone base unit of the present invention;
 FIG. 2 is a front view thereof;
 FIG. 3 is a rear view thereof;
 FIG. 4 is a first side view thereof;
 FIG. 5 is a second side view thereof;
 FIG. 6 is a top view thereof;
 FIG. 7 is a bottom view thereof;
 FIG. 8 is an enlarged view of the area denoted by line 8-8 of FIG. 2;
 FIG. 9 is an end view taken along the line 9-9 in FIG. 6 with the internal parts being omitted; and,
 FIG. 10 is an enlarged view between 10-10 in FIG. 9.
 The broken line showing of telephone base unit is included for the purpose of illustrating environment and forms no part of the claimed design.

1 Claim, 10 Drawing Sheets

(56) **References Cited**

U.S. PATENT DOCUMENTS

- D307,274 S * 4/1990 Sasaki et al. D14/243
- D315,562 S * 3/1991 Brown D14/213
- D495,676 S * 9/2004 Slevin et al. D14/150
- D526,990 S * 8/2006 Slevin et al. D14/149
- D535,614 S 1/2007 Majanen et al.
- D545,319 S * 6/2007 Griffin D14/434
- D580,855 S 11/2008 Haspil et al.
- D580,932 S * 11/2008 Tzou et al. D14/356
- D582,384 S * 12/2008 Christopher et al. D14/188
- D595,262 S * 6/2009 Nousiainen D14/206

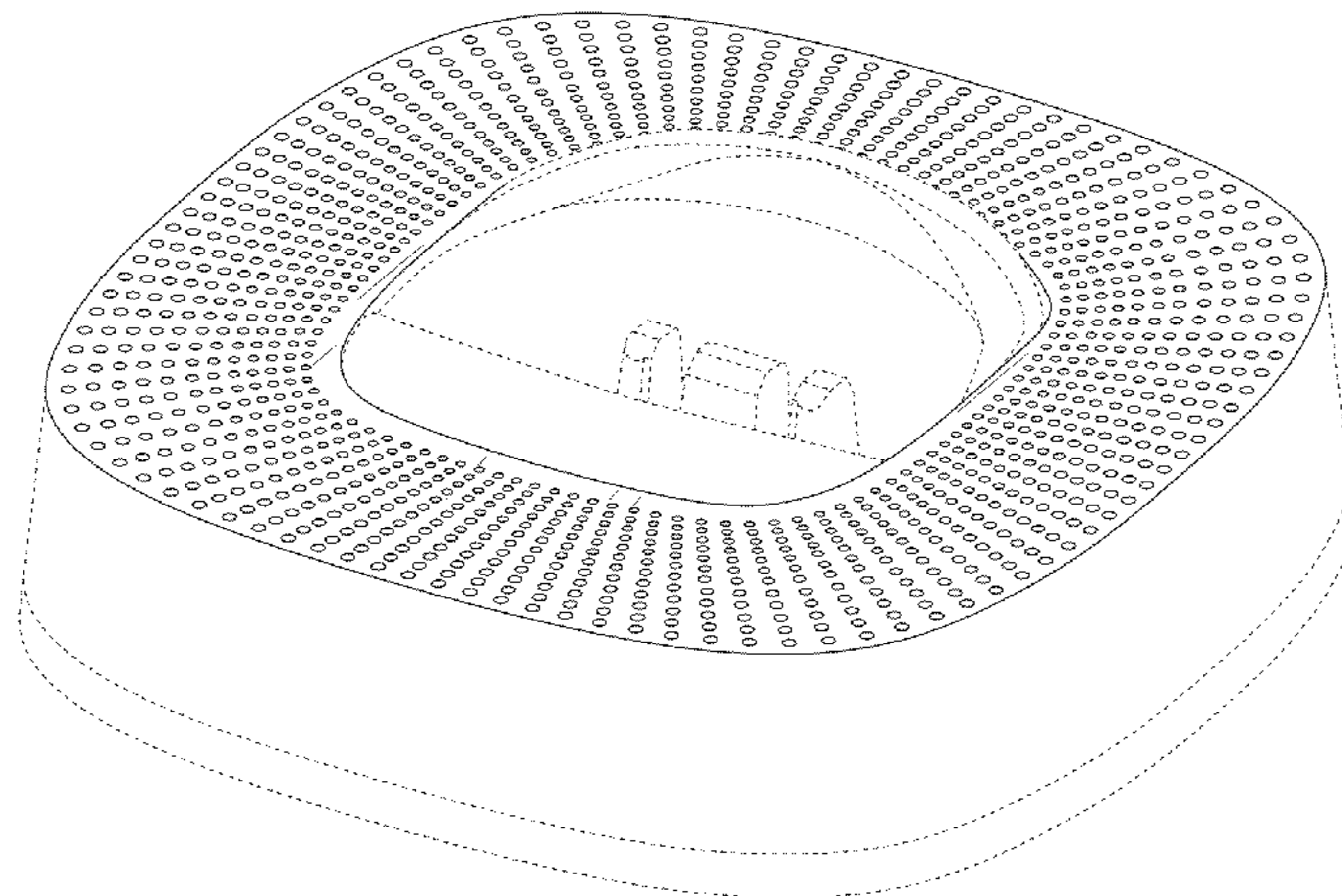


FIG. 1

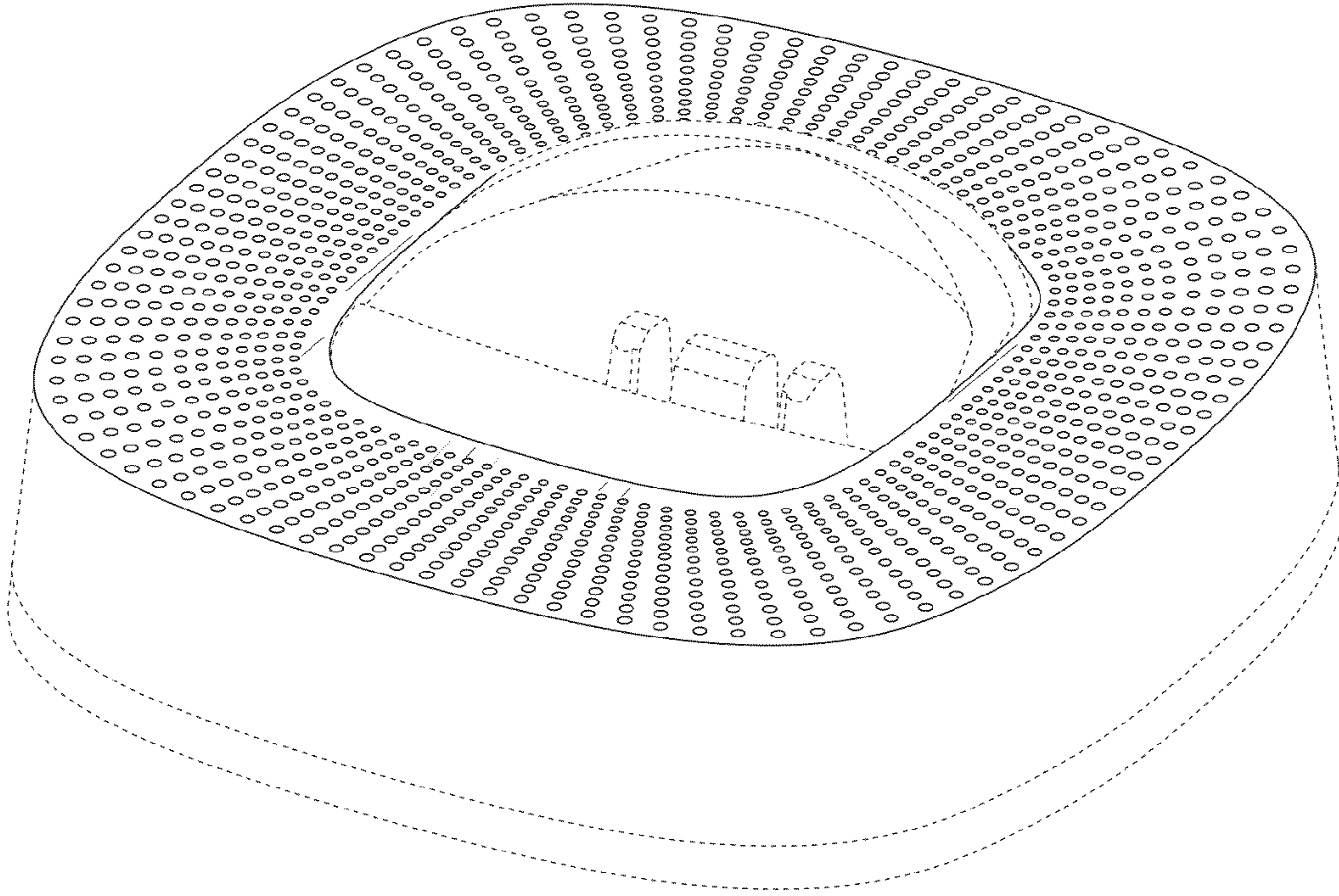


FIG. 2

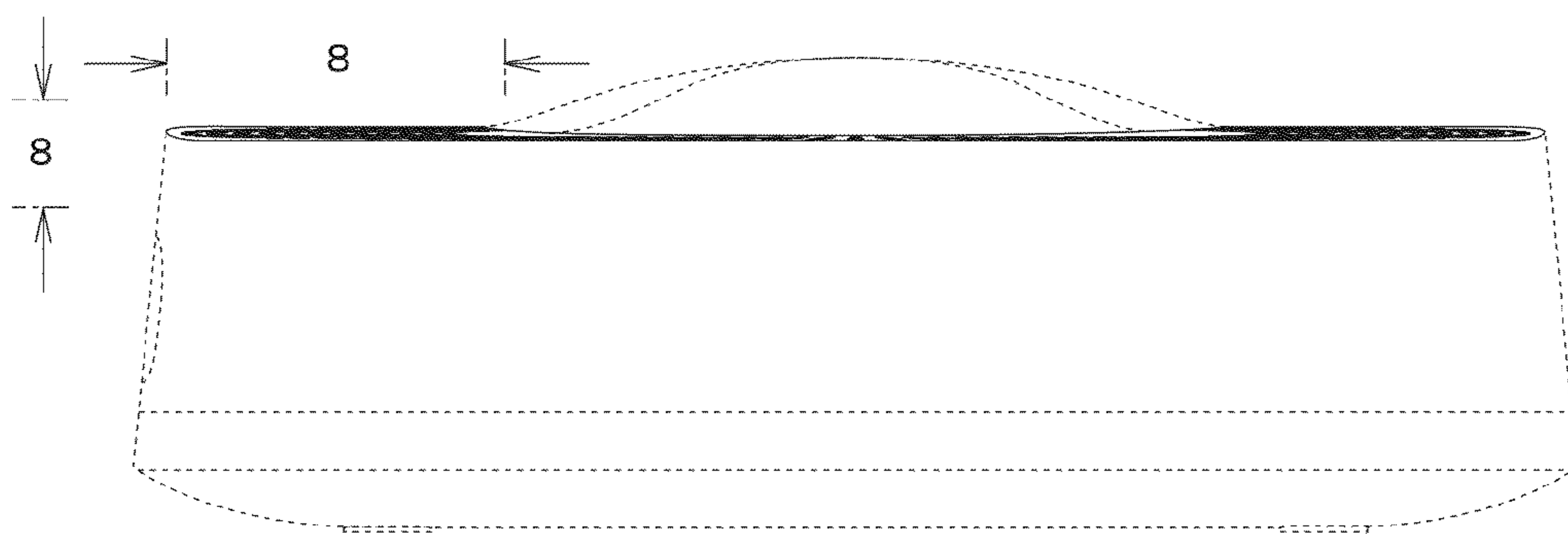


FIG. 3

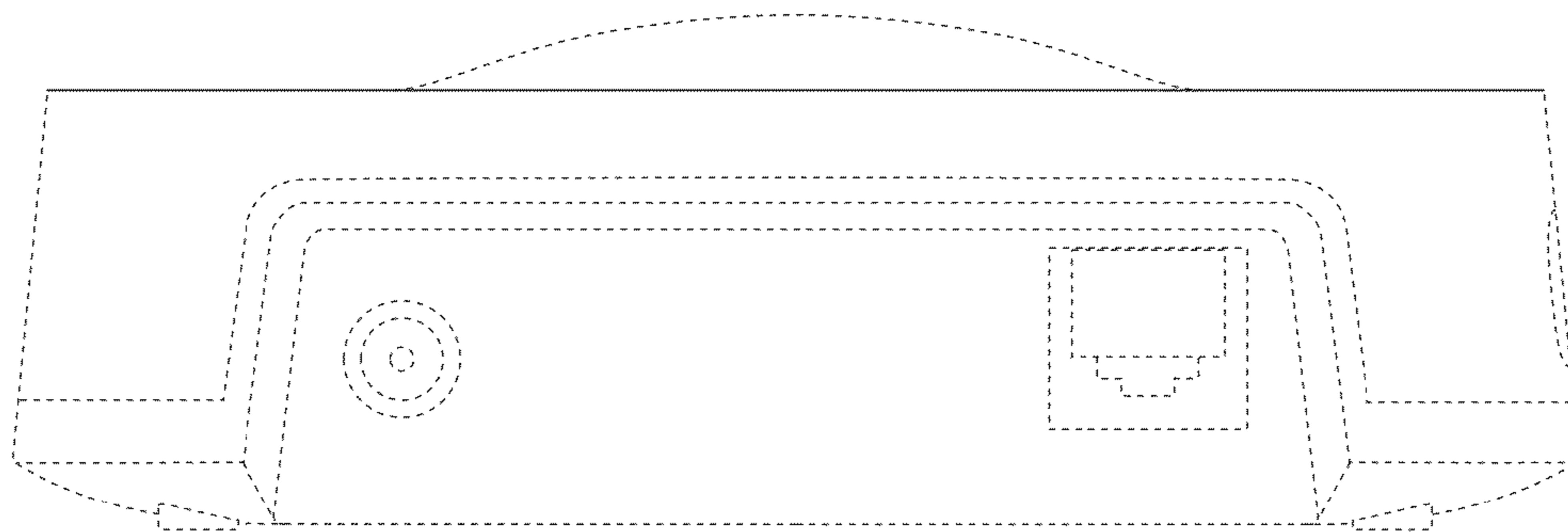


FIG. 4

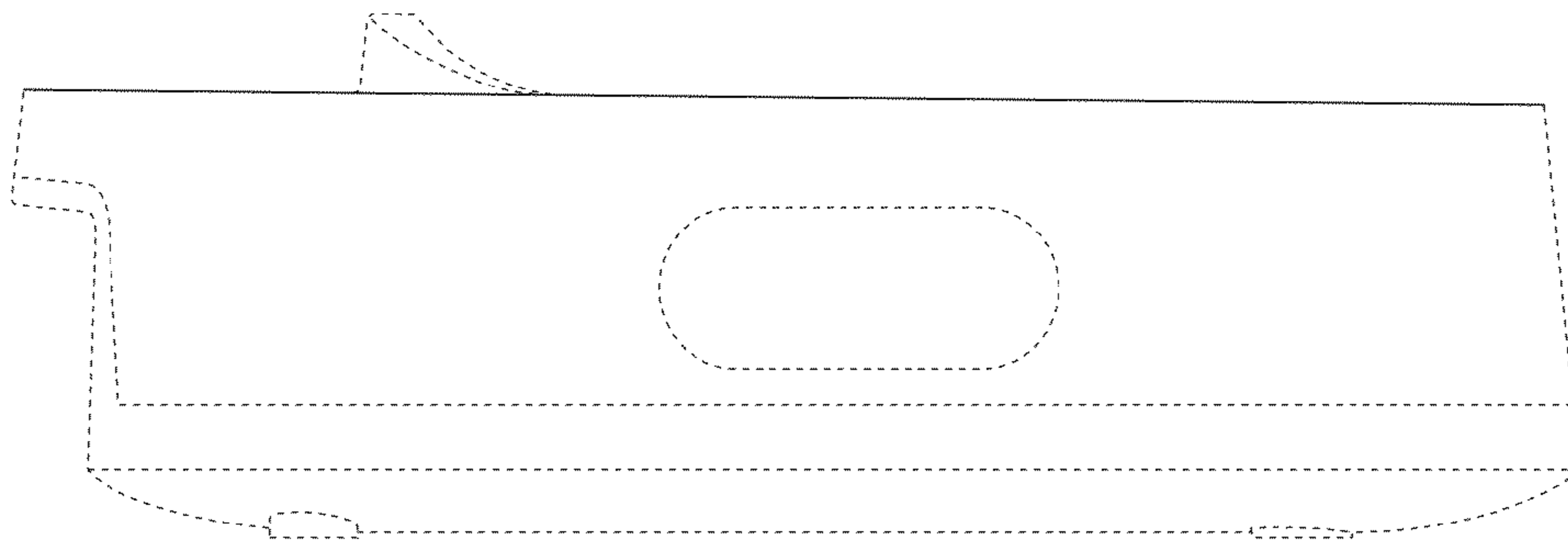


FIG. 5




FIG. 6




FIG. 7




FIG. 8




FIG. 9



FIG. 10

