



US00D740746S

(12) **United States Design Patent**
Brown

(10) **Patent No.:** **US D740,746 S**

(45) **Date of Patent:** **** Oct. 13, 2015**

(54) **TIRE TREAD FOR A VEHICLE TIRE**

(71) Applicant: **CONTINENTAL TIRE THE AMERICAS, LLC**, Fort Mill, SC (US)

(72) Inventor: **Robert Brown**, Mount Vernon, IL (US)

(73) Assignee: **Continental Tire The Americas, LLC**, Fort Mill, SC (US)

(**) Term: **14 Years**

(21) Appl. No.: **29/435,990**

(22) Filed: **Oct. 31, 2012**

(51) **LOC (10) Cl.** **12-15**

(52) **U.S. Cl.**
USPC **D12/600**

(58) **Field of Classification Search**
USPC D12/584, 586, 588, 590, 599, 600, 601,
D12/602, 603, 604, 605, 900, 901
CPC B60C 11/03; B60C 11/0306
See application file for complete search history.

(56) **References Cited**

U.S. PATENT DOCUMENTS

D503,921 S * 4/2005 Yamaura D12/600
D528,500 S * 9/2006 Le et al. D12/600
D637,148 S * 5/2011 Tamura D12/600

D648,673 S * 11/2011 Koog D12/600
D662,037 S * 6/2012 Nobunaga D12/600
D662,458 S * 6/2012 De Benedittis et al. D12/595
2014/0345767 A1* 11/2014 Tanaka et al. 152/209.22
2015/0007917 A1* 1/2015 Tanaka 152/209.8

* cited by examiner

Primary Examiner — Robert M Spear

(74) *Attorney, Agent, or Firm* — Laurence A. Greenberg;
Werner H. Stemer; Ralph E. Locher

(57) **CLAIM**

The ornamental design for a tire tread of a vehicle tire, as shown and described.

DESCRIPTION

FIG. 1 is a perspective view of the tire tread for a vehicle tire, showing my new design;

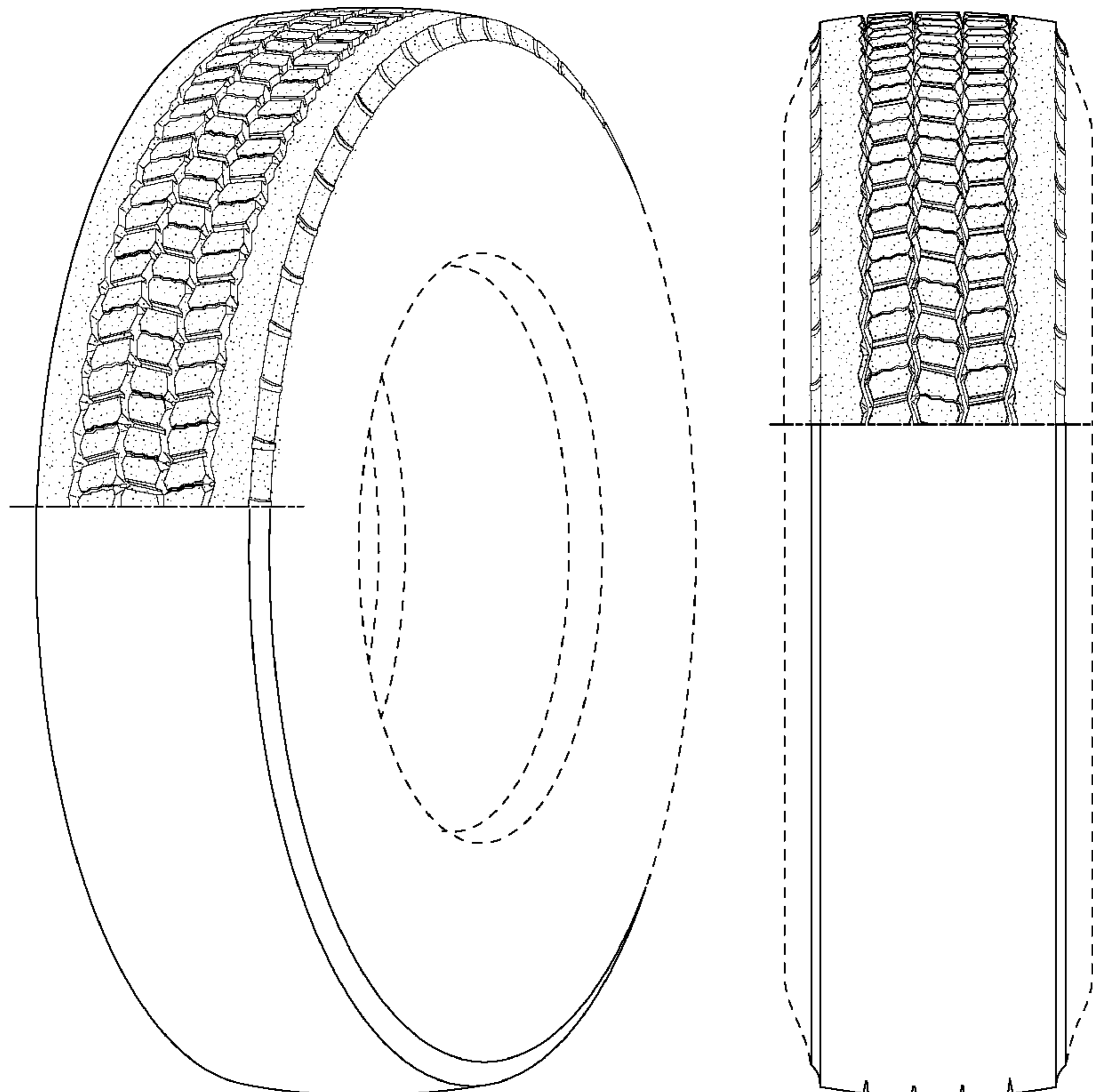
FIG. 2 is a front elevational view thereof;

FIG. 3 is an enlarged partial front view thereof; and,

FIG. 4 is a right side elevational view thereof of which the left side is a mirror image thereof.

In the drawings, the evenly dashed broken lines defining the sidewall, and inner bead depict environmental subject matter that forms no part of the claimed design. While only portions of the tread design are shown, it should be understood that the tread extends uniformly beyond the dash-dot broken lines and covers the tire circumferentially in its entirety.

1 Claim, 4 Drawing Sheets



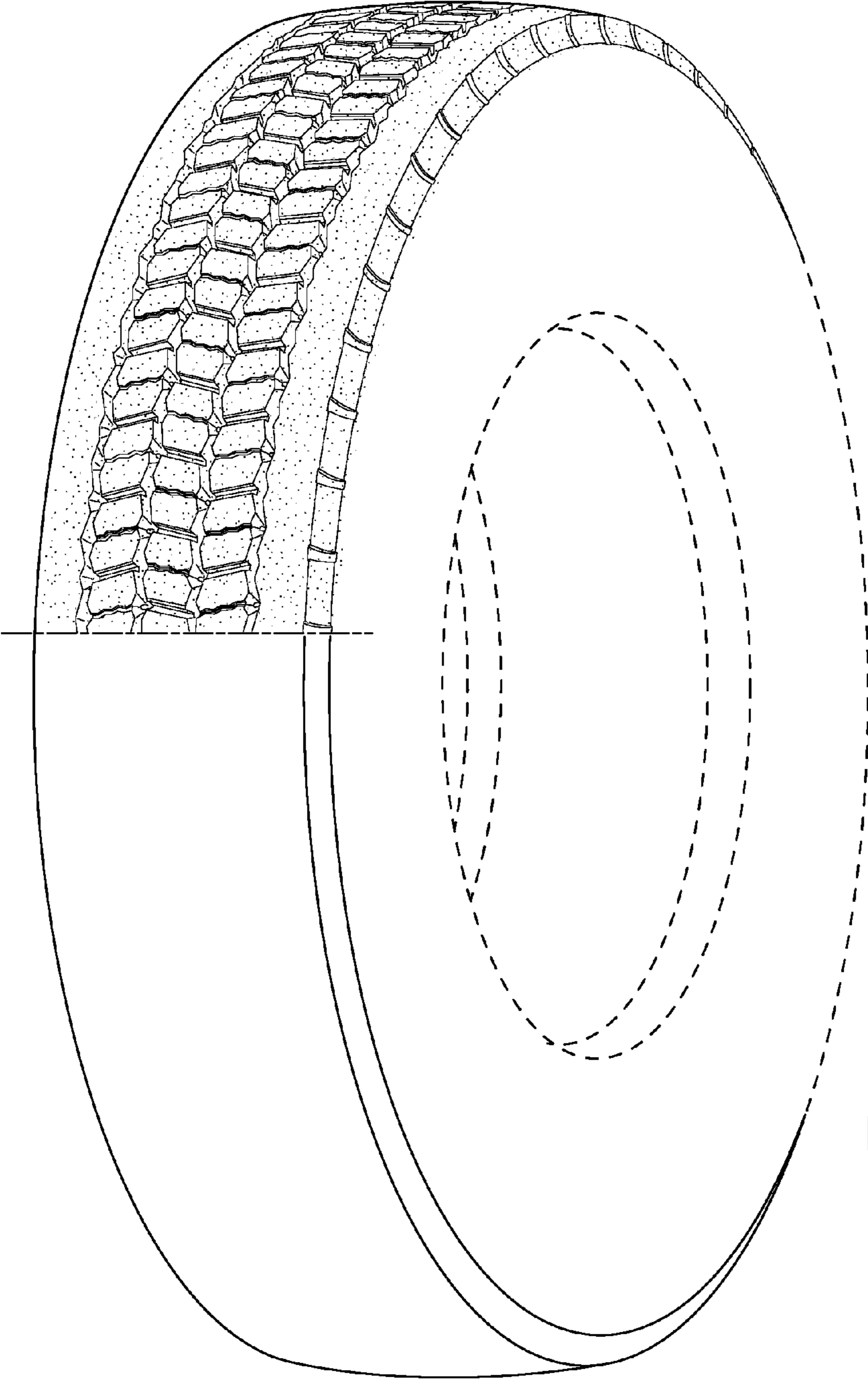


FIG. 1

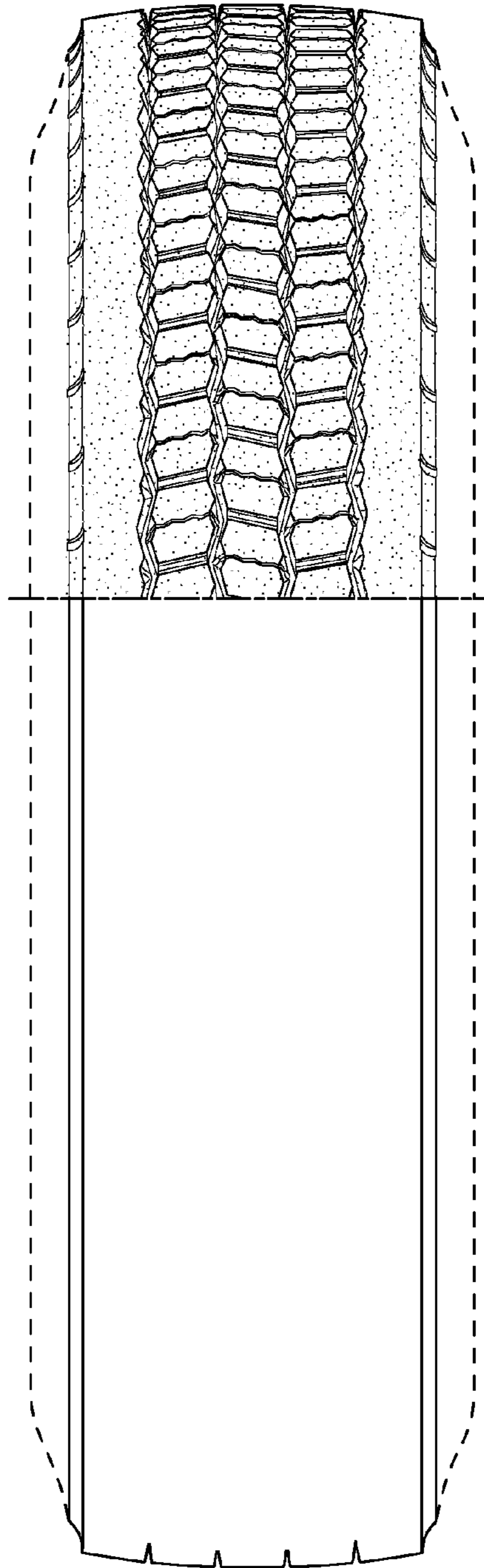


FIG. 2

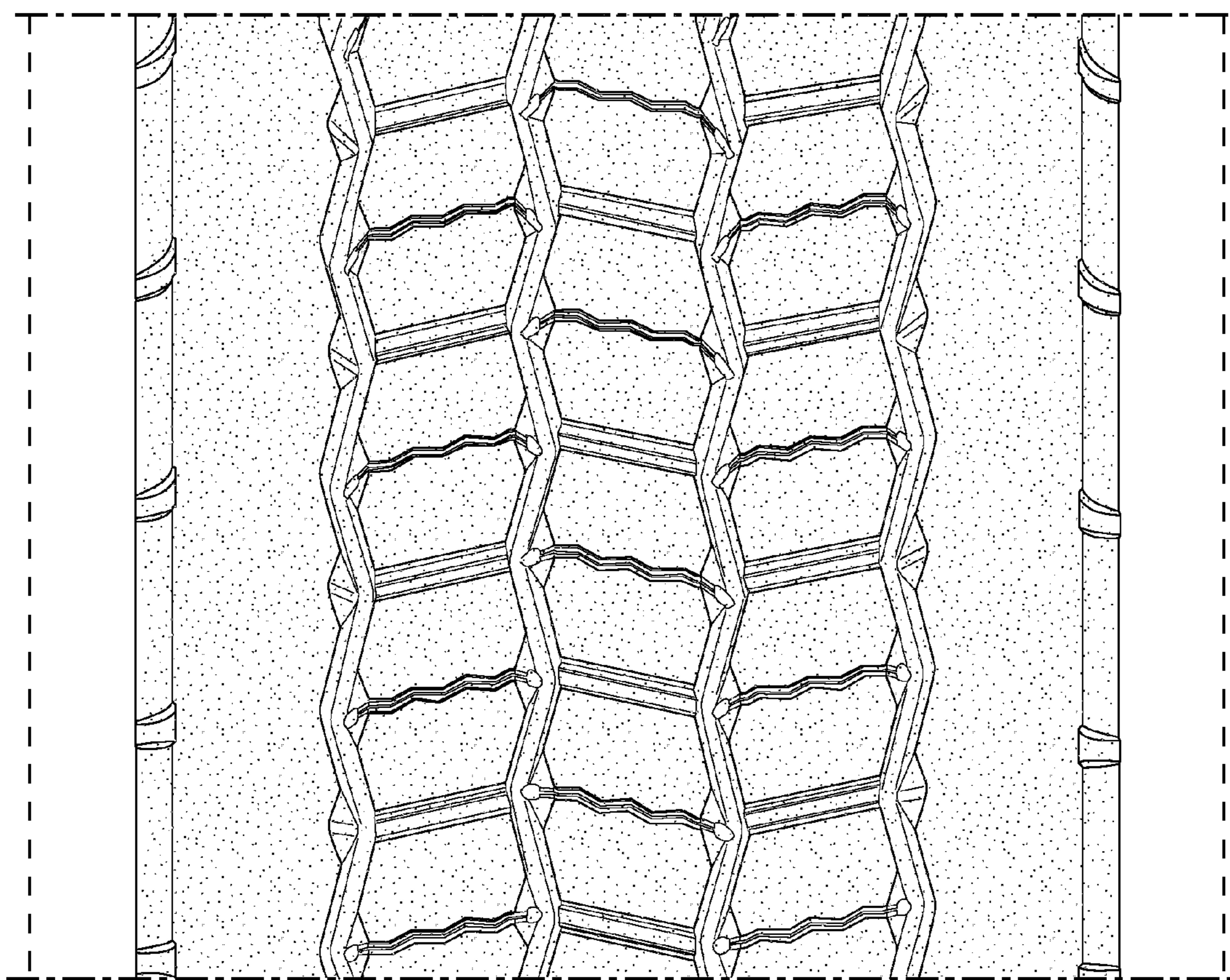


FIG. 3

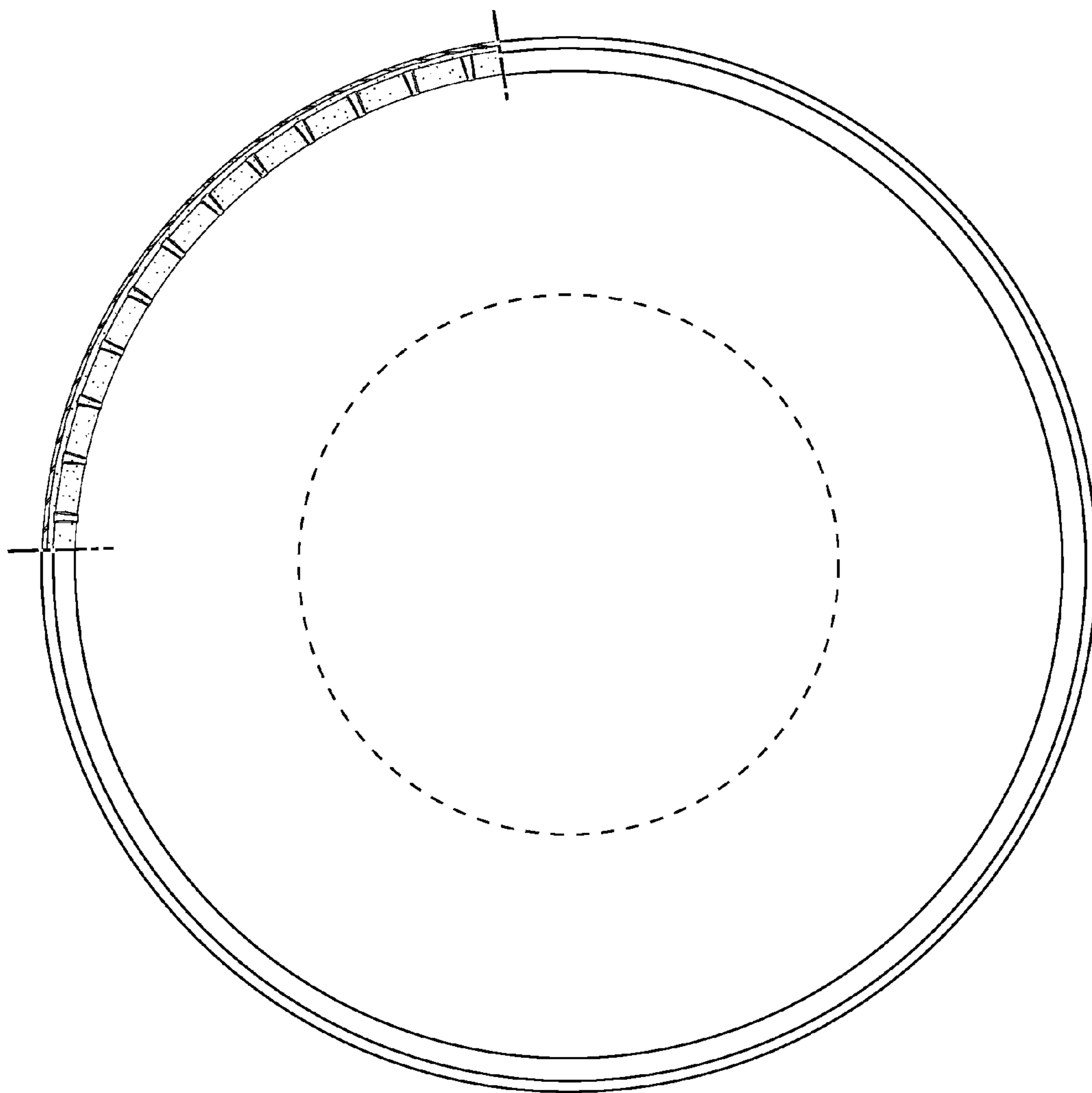


FIG. 4