



US00D740743S

(12) **United States Design Patent**
Houis et al.

(10) **Patent No.:** **US D740,743 S**
(45) **Date of Patent:** **** Oct. 13, 2015**

(54) **PNEUMATIC TIRE**

(71) Applicants: **Catherine Houis**,
Clermont-Ferrand-Cedex (FR); **Mathieu Vandaele**, Clermont-Ferrand-Cedex (FR); **William Licence**, Clermont-Ferrand-Cedex (FR)

(72) Inventors: **Catherine Houis**, Clermont-Ferrand-Cedex (FR); **Mathieu Vandaele**, Clermont-Ferrand-Cedex (FR); **William Licence**, Clermont-Ferrand-Cedex (FR)

(73) Assignees: **COMPAGNIE GENERALE DES ETABLISSEMENTS MICHELIN** (FR); **MICHELIN RECHERCHE ET TECHNIQUE S.A.** (CH)

(**) Term: **14 Years**

(21) Appl. No.: **29/478,752**

(22) Filed: **Jan. 8, 2014**

(51) **LOC (10) Cl.** **12-15**

(52) **U.S. Cl.**
USPC **D12/553**

(58) **Field of Classification Search**
USPC D12/533-567; 152/209.1, 209.8, 152/209.18, 209.25, 209.28
CPC .. B60C 11/0302; B60C 11/03; B60C 11/042; B60C 11/12; B60C 2011/0374

See application file for complete search history.

(56) **References Cited**

U.S. PATENT DOCUMENTS

D533,498	S	*	12/2006	Scheuren et al.	D12/553
D586,730	S	*	2/2009	Scheuren et al.	D12/553
D604,226	S	*	11/2009	Scheuren	D12/553
D662,873	S	*	7/2012	Felder et al.	D12/553
D691,942	S	*	10/2013	Felder et al.	D12/553
2012/0080130	A1	*	4/2012	Scheuren	152/209.22
2013/0240103	A1	*	9/2013	Maehara	152/209.25

* cited by examiner

Primary Examiner — George D Kirschbaum

Assistant Examiner — Jennifer Watkins

(74) *Attorney, Agent, or Firm* — Dickinson Wright PLLC

(57) **CLAIM**

The ornamental design for a pneumatic tire, as shown and described.

DESCRIPTION

FIG. 1 is a perspective view of the pneumatic tire of our design;

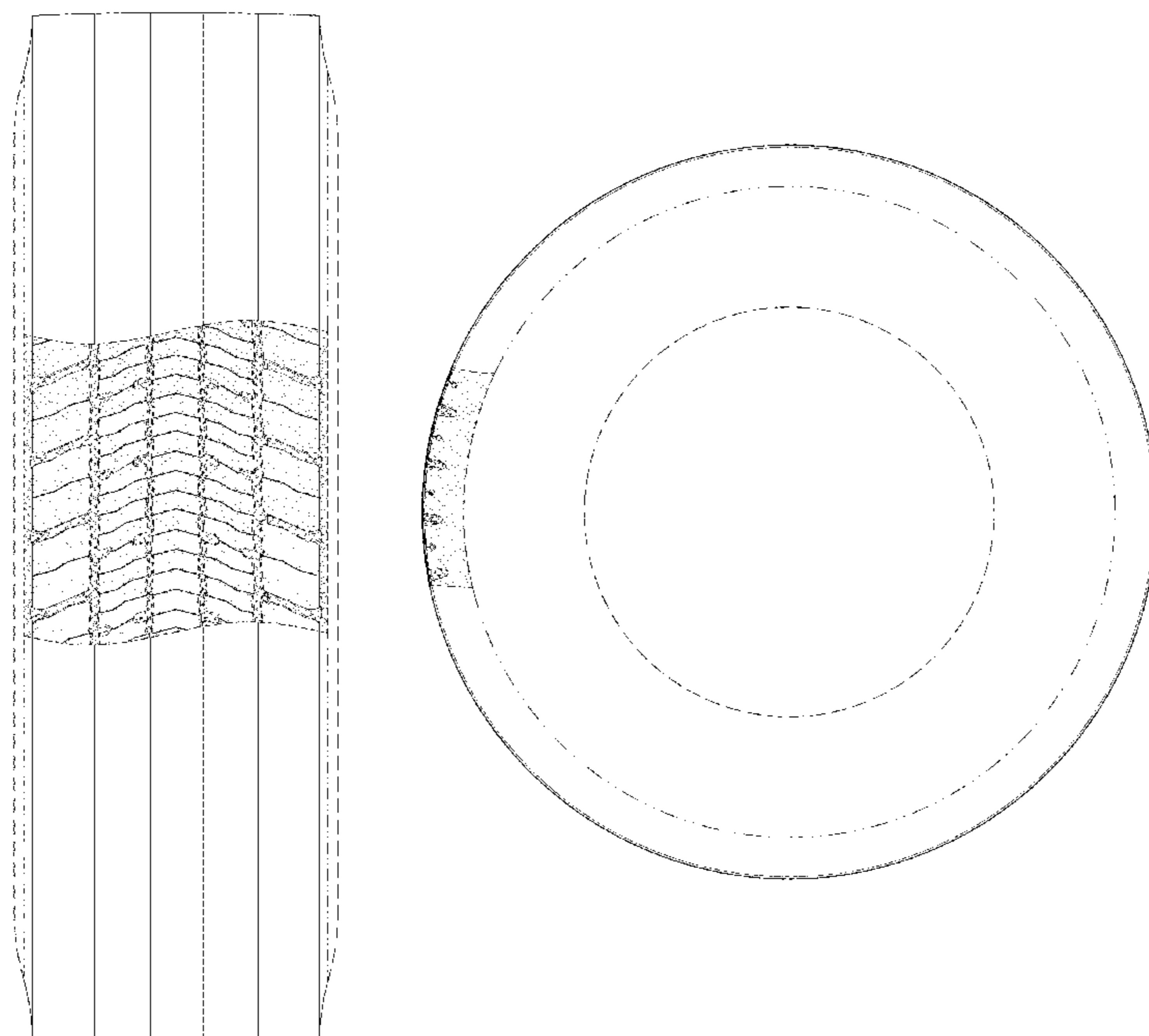
FIG. 2 is a front elevational view of the pneumatic tire of our design;

FIG. 3 is a side elevational view of the pneumatic tire of our design, the other side being a mirror image; and,

FIG. 4 is an enlarged, partial view of FIG. 1.

In the drawings, the broken lines defining the sidewall, inner bead and the unclaimed sidewall depict environmental subject matter that forms no part of the claimed design. The dash-dot lines represent the peripheral boundary between the claimed tire tread and the unclaimed sidewall. The tread pattern is understood to repeat uniformly throughout the circumference of the tire, as shown schematically in solid lines.

1 Claim, 4 Drawing Sheets



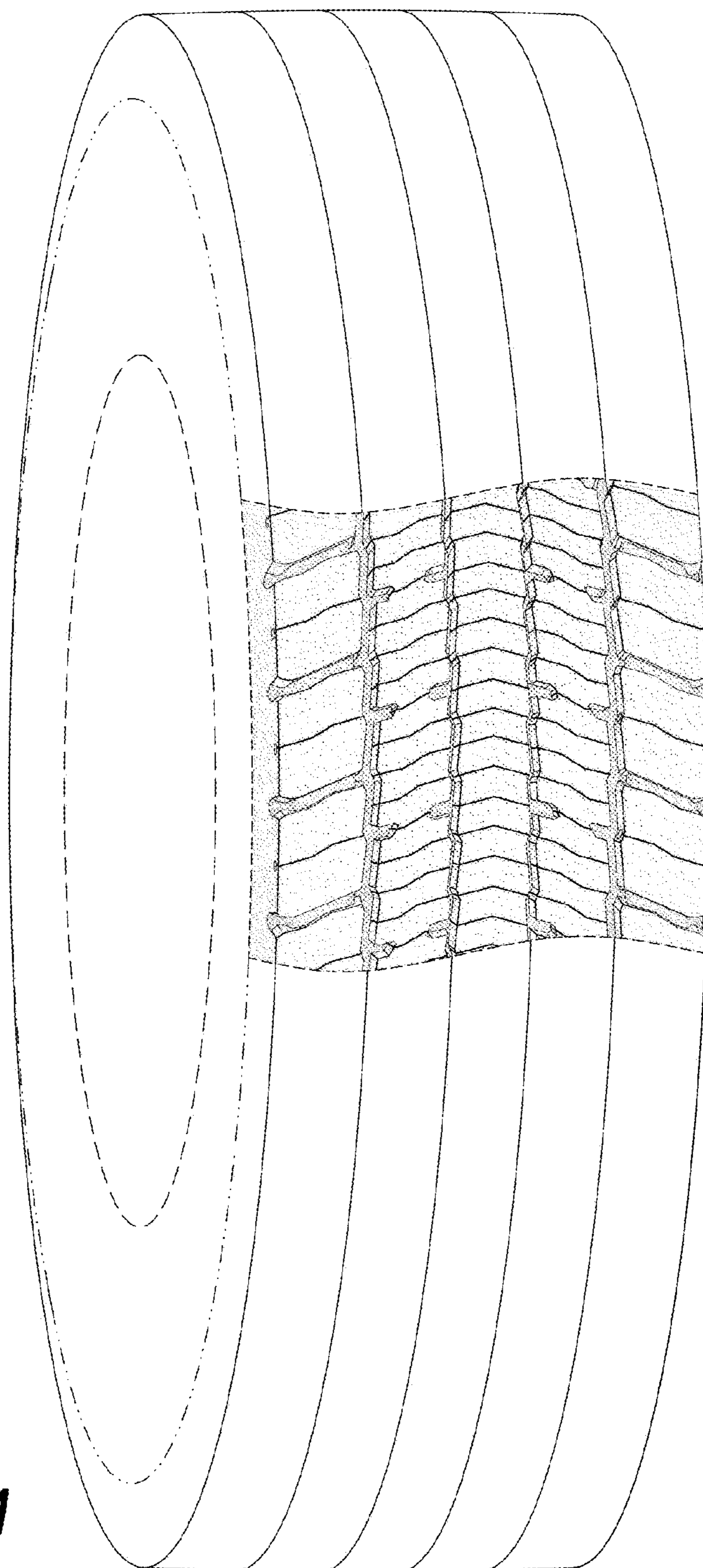


FIG. 1

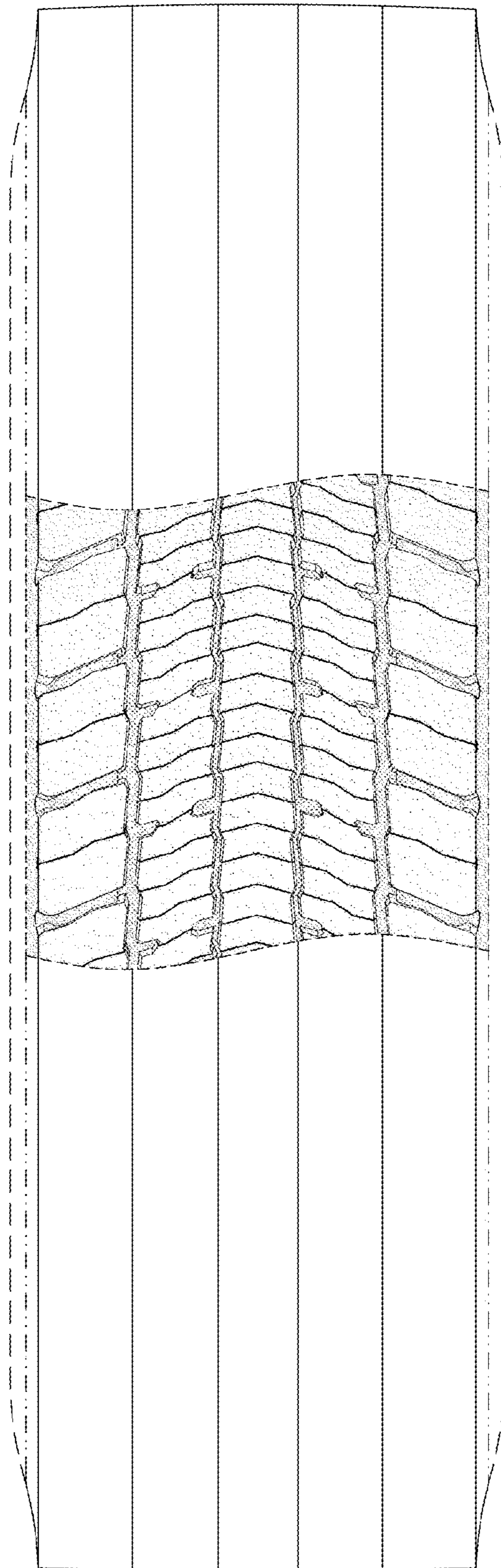


FIG. 2

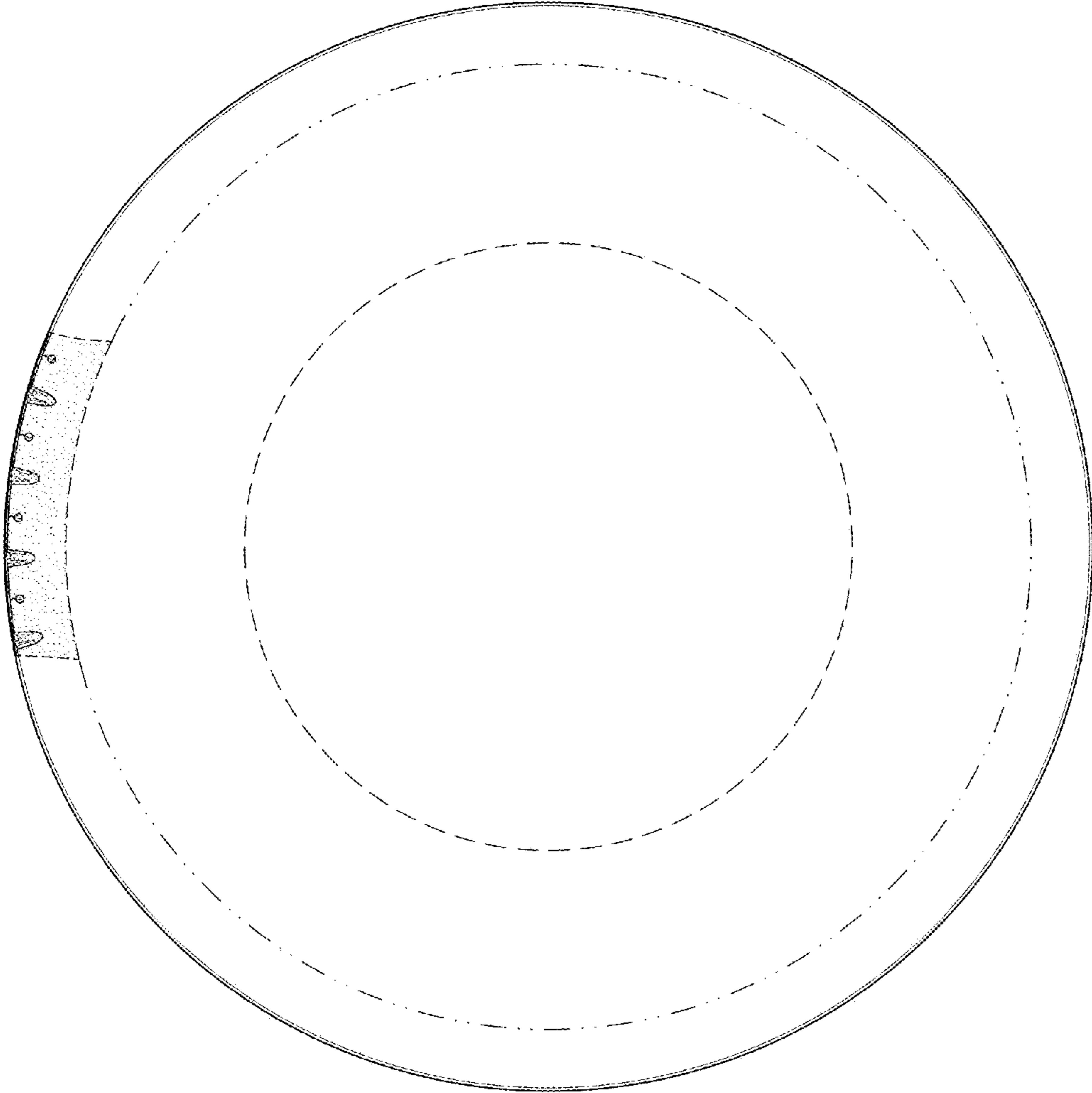


FIG. 3

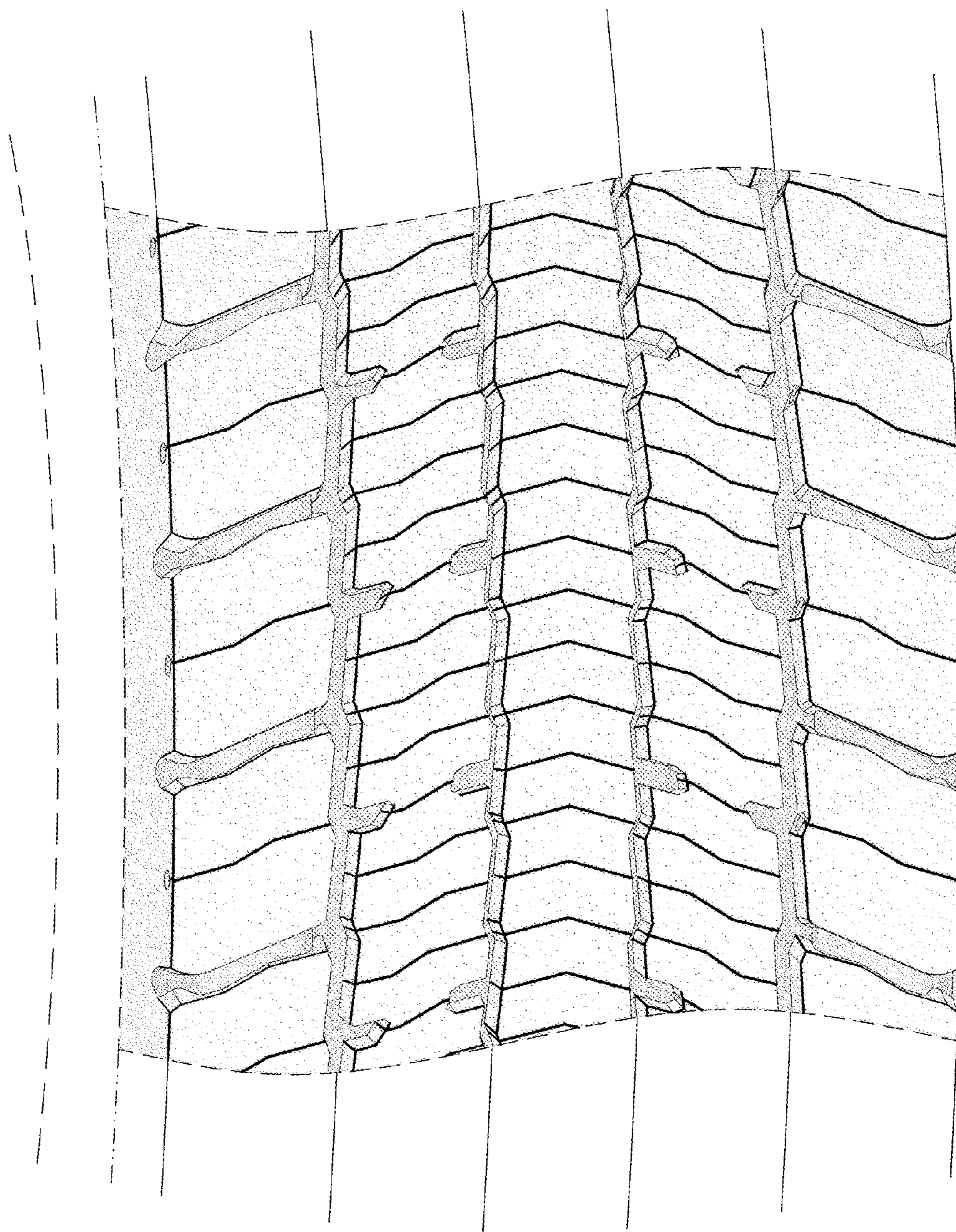


FIG. 4