



US00D740737S

(12) **United States Design Patent**
Hyun et al.

(10) **Patent No.:** **US D740,737 S**

(45) **Date of Patent:** **** Oct. 13, 2015**

(54) **WINDSCREEN WIPER**

(56) **References Cited**

(71) Applicant: **CAP Corporation**, Gyeongsangbuk-do (KR)

U.S. PATENT DOCUMENTS

(72) Inventors: **Seung Chul Hyun**, Gyeonggi-do (KR);
Sang Cheol Lee, Gyeongsangbuk-do (KR)

D379,613 S	6/1997	Chen	
D382,848 S	8/1997	Chen	
D604,426 S *	11/2009	Kelley	D25/48.3
D702,175 S *	4/2014	Kim	D12/219
D704,125 S *	5/2014	Kani et al.	D12/219
D712,337 S *	9/2014	An	D12/219
D713,319 S *	9/2014	An	D12/219
D716,714 S *	11/2014	Kim	D12/219
2008/0083082 A1	4/2008	Rovaart et al.	
2011/0162161 A1	7/2011	Amado	
2011/0277266 A1	11/2011	Umeno	

(73) Assignee: **CAP Corporation**, Gyeongsangbuk-do (KR)

(**) Term: **14 Years**

* cited by examiner

(21) Appl. No.: **29/494,214**

Primary Examiner — Katrina A Betton

(22) Filed: **Jun. 18, 2014**

(74) *Attorney, Agent, or Firm* — Grossman Tucker Perreault & Pflieger, PLLC

(30) **Foreign Application Priority Data**

(57) **CLAIM**

Dec. 18, 2013 (KR) 30-2013-0064100

The ornamental design for the windscreen wiper, as shown and described.

(51) **LOC (10) Cl.** **12-06**

DESCRIPTION

(52) **U.S. Cl.**
USPC **D12/219**

(58) **Field of Classification Search**
USPC D12/219-220; 15/246, 247, 250.001,
15/250.4, 250.361, 250.19, 250.48,
15/250.03, 250.31-250.33, 250.351,
15/250.38, 250.201, 250.451, 250.458,
15/250.04, 250.07, 250.44

FIG. 1 is a perspective view of a windscreen wiper.
FIG. 2 is a front view thereof.
FIG. 3 is a rear view thereof.
FIG. 4 is a left side view thereof.
FIG. 5 is a right side view thereof.
FIG. 6 is a top plan view thereof; and,
FIG. 7 is a bottom plan view thereof.

See application file for complete search history.

1 Claim, 7 Drawing Sheets




FIG. 1




FIG. 2

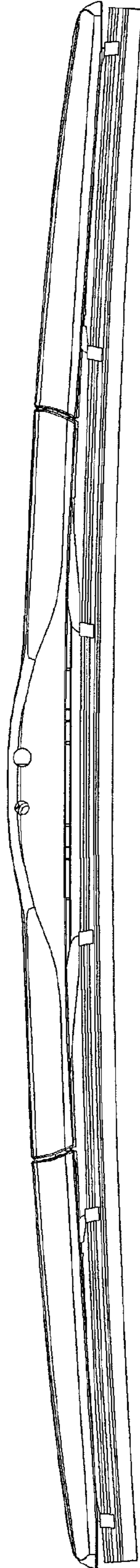


FIG. 3

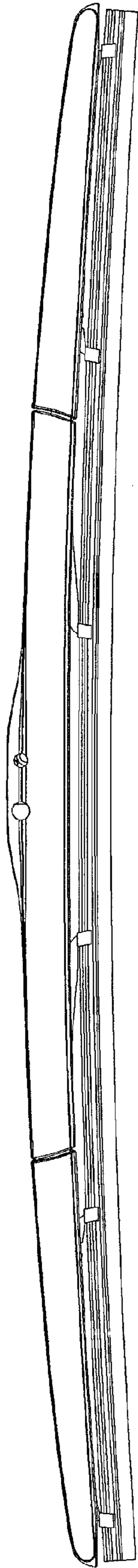


FIG. 4

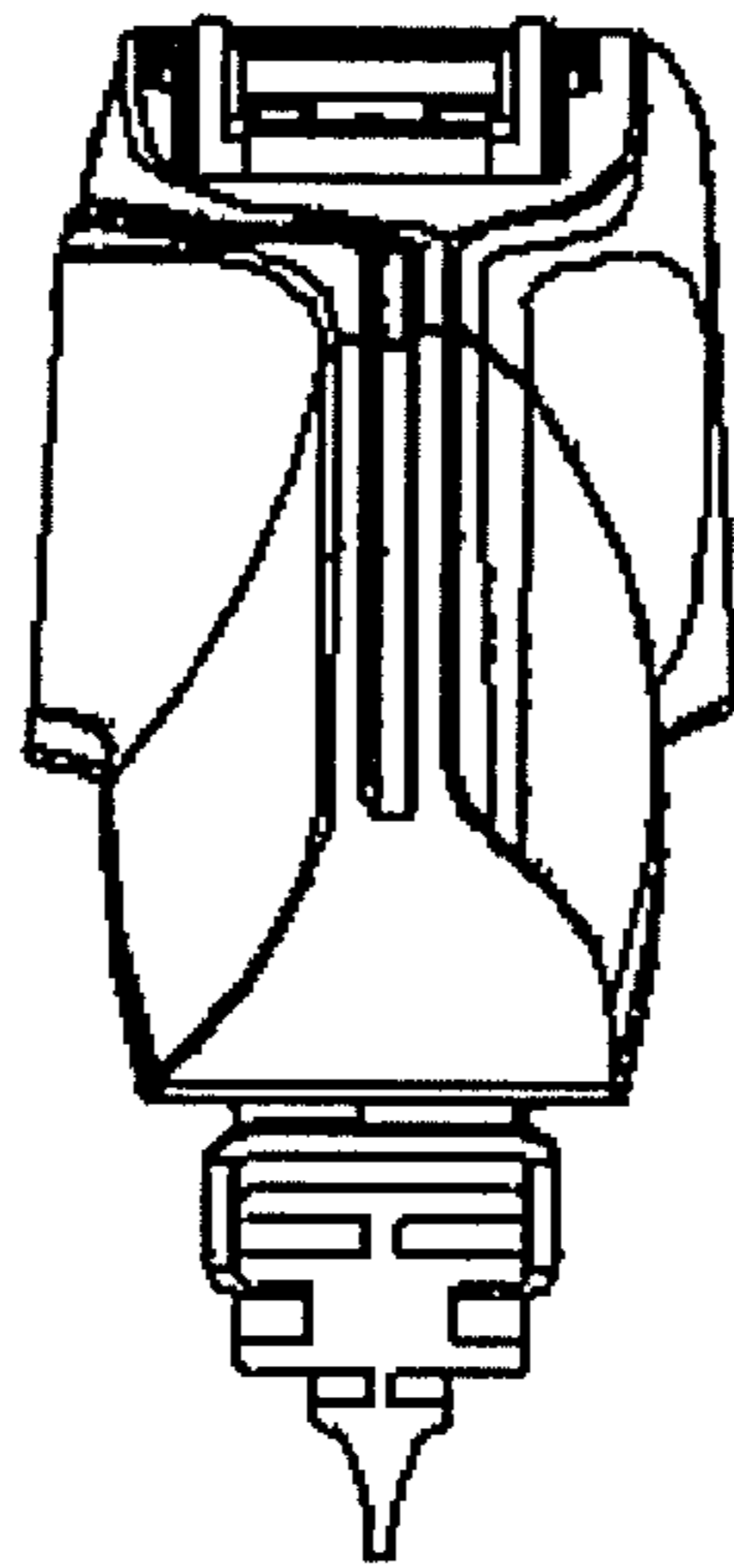


FIG. 5




FIG. 6

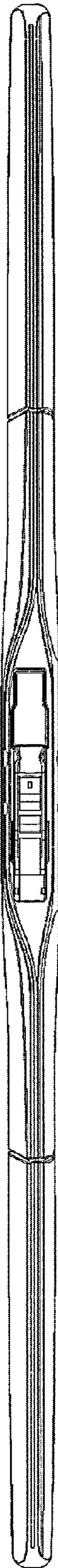


FIG. 7

