



US00D740735S

(12) **United States Design Patent**  
**Matsumura**

(10) **Patent No.:** **US D740,735 S**  
(45) **Date of Patent:** **\*\* Oct. 13, 2015**

(54) **REAR WHEEL FOR MOTORCYCLES**

(71) Applicant: **Kawasaki Jukogyo Kabushiki Kaisha,**  
Hyogo (JP)

(72) Inventor: **Norikazu Matsumura,** Akashi (JP)

(73) Assignee: **Kawasaki Jukogyo Kabushiki Kaisha,**  
Hyogo (JP)

(\*\*) Term: **14 Years**

(21) Appl. No.: **29/474,836**

(22) Filed: **Feb. 25, 2015**

(30) **Foreign Application Priority Data**

Aug. 29, 2014 (JP) ..... 2014-019122

(51) **LOC (10) Cl.** ..... **12-16**

(52) **U.S. Cl.**  
USPC ..... **D12/211**

(58) **Field of Classification Search**  
USPC ..... D12/204–213  
CPC ..... B60B 7/00; B60B 7/02; B60B 7/04;  
B60B 7/01; B60B 7/06; B60B 3/02; B60B  
3/04; B60B 3/06; B60B 3/10; B60B 1/00;  
B60B 1/08; B60B 1/10; B60B 1/12  
See application file for complete search history.

(56) **References Cited**

**U.S. PATENT DOCUMENTS**

D235,430 S *	6/1975	Scott	.....	D12/205
D235,431 S *	6/1975	Scott	.....	D12/205
D249,787 S *	10/1978	Tanaka	.....	D12/205
D292,787 S *	11/1987	Kadomaru	.....	D12/534
D361,547 S *	8/1995	Weld	.....	D12/211
D361,976 S *	9/1995	Echazabal et al.	.....	D12/211
D391,215 S *	2/1998	Cervati	.....	D12/209
D410,618 S *	6/1999	Hussaini et al.	.....	D12/211
D417,427 S *	12/1999	Brown	.....	D12/211
D474,141 S *	5/2003	Foose	.....	D12/211
D542,717 S *	5/2007	Stumm et al.	.....	D12/111

D553,550 S *	10/2007	Tirado	.....	D12/211
D582,328 S *	12/2008	Hieke	.....	D12/209
D630,567 S *	1/2011	Ettensberger	.....	D12/211
D659,071 S *	5/2012	Hale, Jr.	.....	D12/211
D670,633 S *	11/2012	Kato et al.	.....	D12/211
D691,544 S *	10/2013	Ferrett	.....	D12/211
D703,603 S *	4/2014	Tirado	.....	D12/211
D706,199 S *	6/2014	Chung	.....	D12/211
D721,631 S *	1/2015	Ferrett	.....	D12/211

**FOREIGN PATENT DOCUMENTS**

EM	000471206-0001	1/2006
JP	D1298095	4/2007

**OTHER PUBLICATIONS**

Japanese Application No. 2014-019122 Decision of Registration and Notice of Examination Materials dated Apr. 28, 2015, 2 pages.

\* cited by examiner

*Primary Examiner* — Stacia Cadmus

(57) **CLAIM**

The ornamental design for a rear wheel for motorcycles, as shown and described.

**DESCRIPTION**

FIG. 1 is a rear elevational view of a rear wheel for motorcycles showing my new design;  
FIG. 2 is a front elevational view thereof;  
FIG. 3 is a left side elevational view thereof;  
FIG. 4 is a right side elevational view thereof;  
FIG. 5 is a top plan view thereof;  
FIG. 6 is a bottom plan view thereof;  
FIG. 7 is a rear perspective view thereof; and,  
FIG. 8 is a front perspective view thereof.  
The dark and light grayed surfaces shown on the surface of the design drawings do not represent a color nor a design pattern and only represent shading features on the surface of the ornamental design.

**1 Claim, 8 Drawing Sheets**





Fig. 1




Fig. 2




Fig. 3




Fig. 4




Fig. 5




Fig. 6




Fig. 7






Fig. 8

