



US00D740731S

(12) **United States Design Patent**
Stone

(10) **Patent No.:** **US D740,731 S**

(45) **Date of Patent:** **** Oct. 13, 2015**

(54) **GOLF CART STEERING WHEEL COVER
HAVING SCORECARD PROTECTOR**

D704,111 S * 5/2014 Shen D12/177
2008/0105076 A1 * 5/2008 Landy et al. 74/558

* cited by examiner

(71) Applicant: **Charles Harald Stone**, Tampa, FL (US)

Primary Examiner — Katrina A Betton

(72) Inventor: **Charles Harald Stone**, Tampa, FL (US)

(74) *Attorney, Agent, or Firm* — Gulf Coast Intellectual Property Group

(**) Term: **14 Years**

(57) **CLAIM**

(21) Appl. No.: **29/504,522**

The ornamental design for a golf cart steering wheel cover having scorecard protector, as shown and described.

(22) Filed: **Oct. 7, 2014**

DESCRIPTION

(51) **LOC (10) Cl.** **12-16**

(52) **U.S. Cl.**

USPC **D12/177**

(58) **Field of Classification Search**

USPC D12/177, 175, 401–405; D6/610

CPC B62D 1/06

See application file for complete search history.

(56) **References Cited**

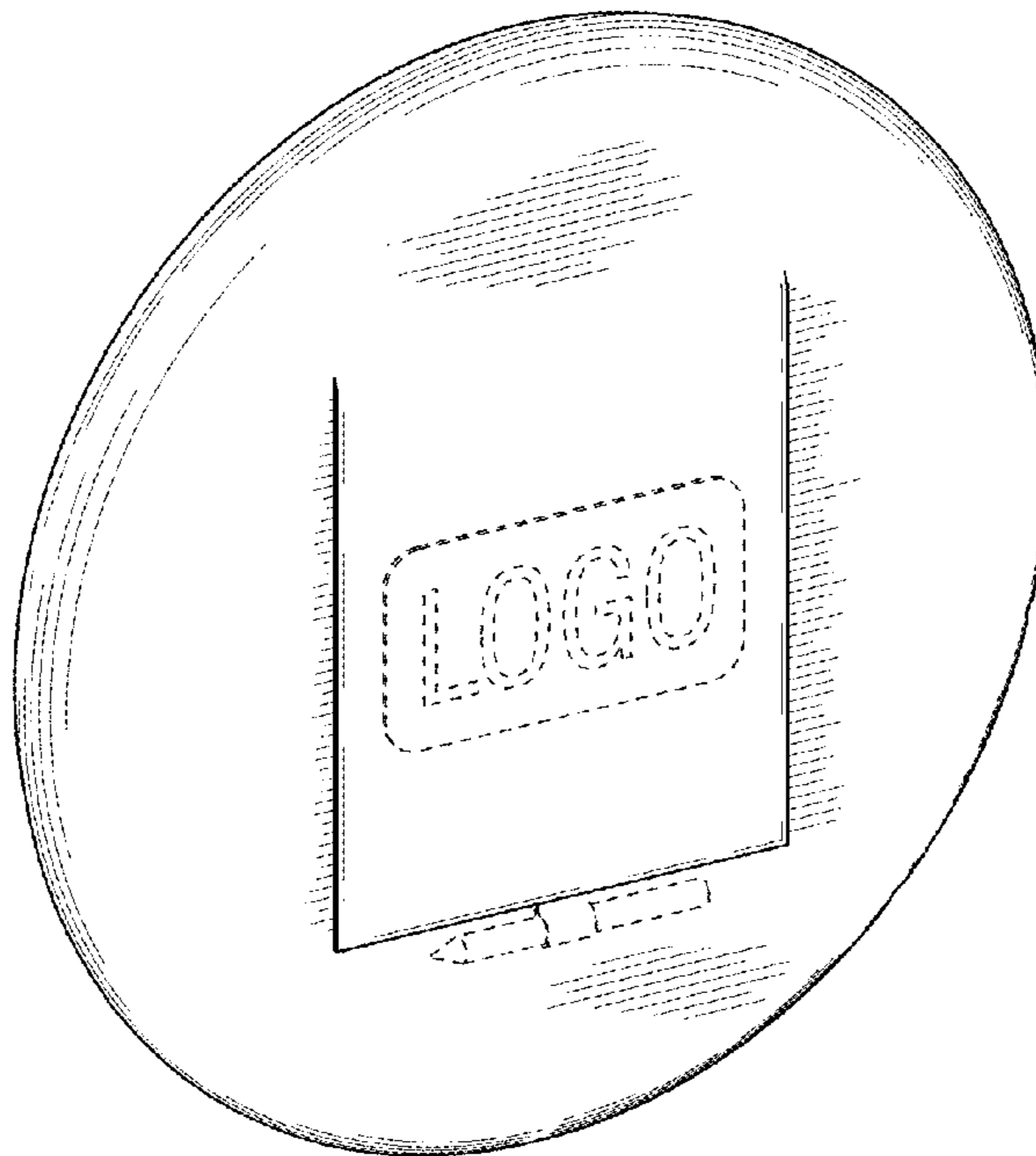
U.S. PATENT DOCUMENTS

D412,690 S *	8/1999	Capello	D12/177
D432,955 S *	10/2000	Arevalo et al.	D12/126
D447,455 S *	9/2001	Stevens	D12/177
D506,957 S *	7/2005	Huang	D12/177
D701,153 S *	3/2014	Shen	D12/177
D702,603 S *	4/2014	Huang	D12/177
D704,109 S *	5/2014	Shen	D12/177

FIG. 1 is a perspective view of the present invention with the scorecard protector in its closed position; and
FIG. 2 is a front view of the present invention with the scorecard protector in its closed position; and
FIG. 3 is a rear view of the present invention; and
FIG. 4 is a left side view of the present invention with the scorecard protector in its closed position; and
FIG. 5 is a right side view of the present invention with the scorecard protector in its closed position; and
FIG. 6 is a left side view of the present invention with the scorecard protector in its open position; and
FIG. 7 is a perspective view of the present invention with the scorecard protector in its open position.

In the drawings, the broken lines depict portions of the article that form no part of the claimed design.

1 Claim, 4 Drawing Sheets






FIG. 1

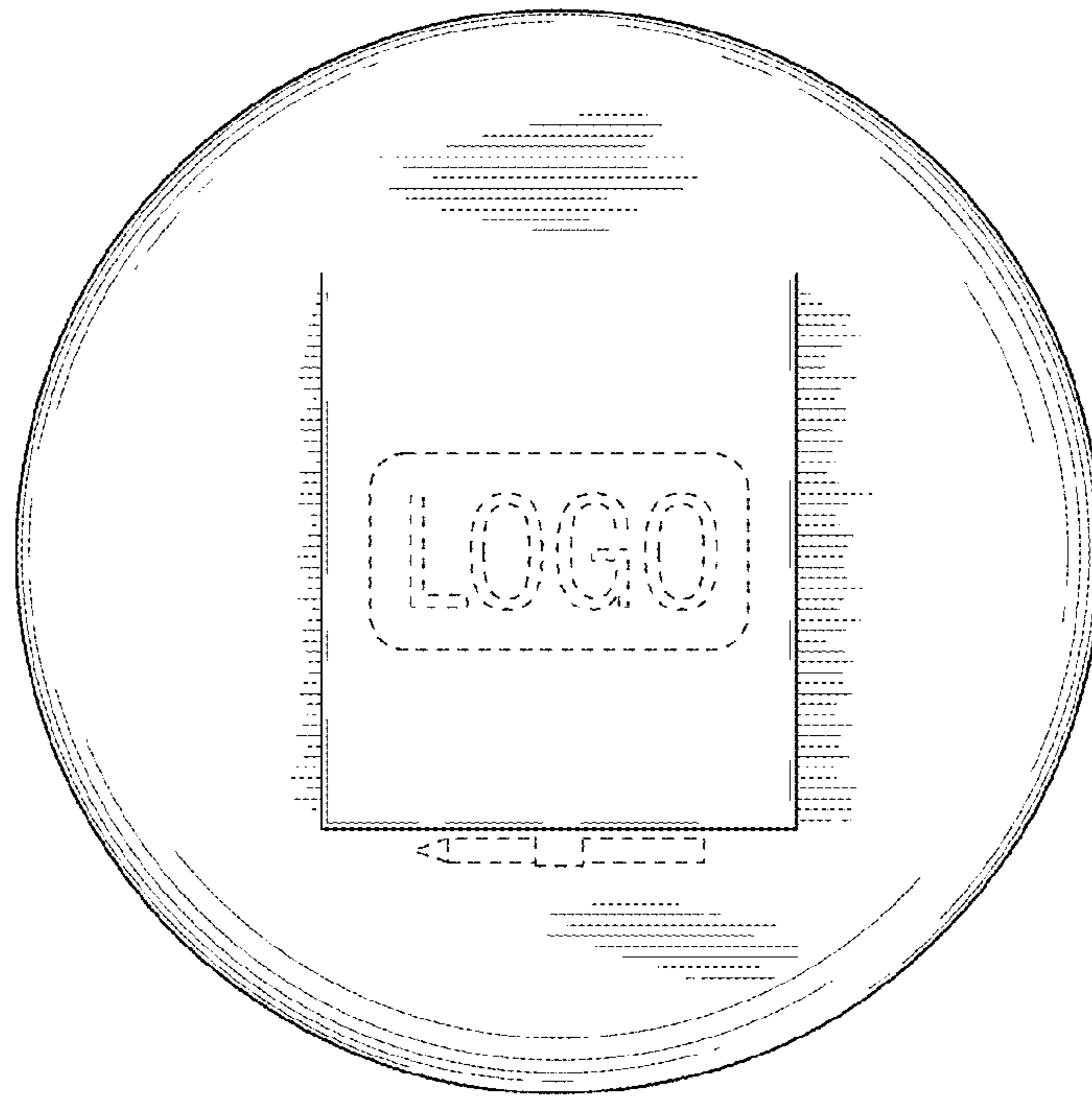


FIG. 2

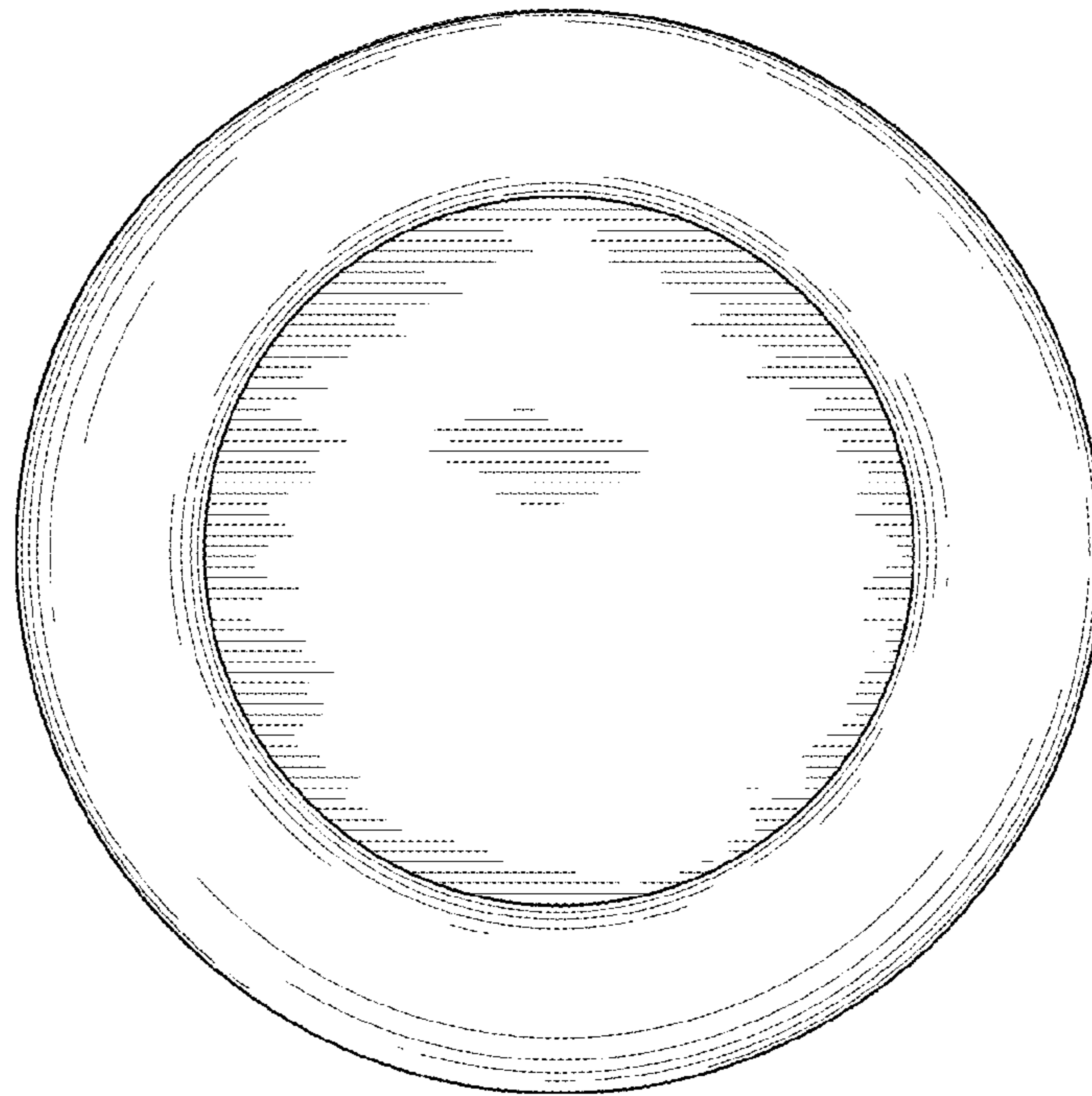


FIG. 3




FIG. 4

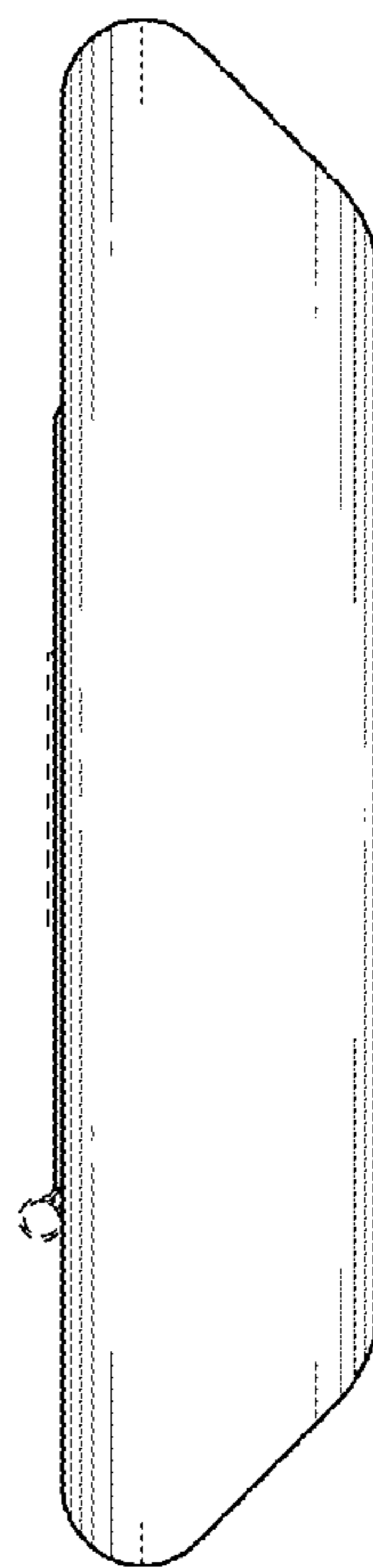


FIG. 5

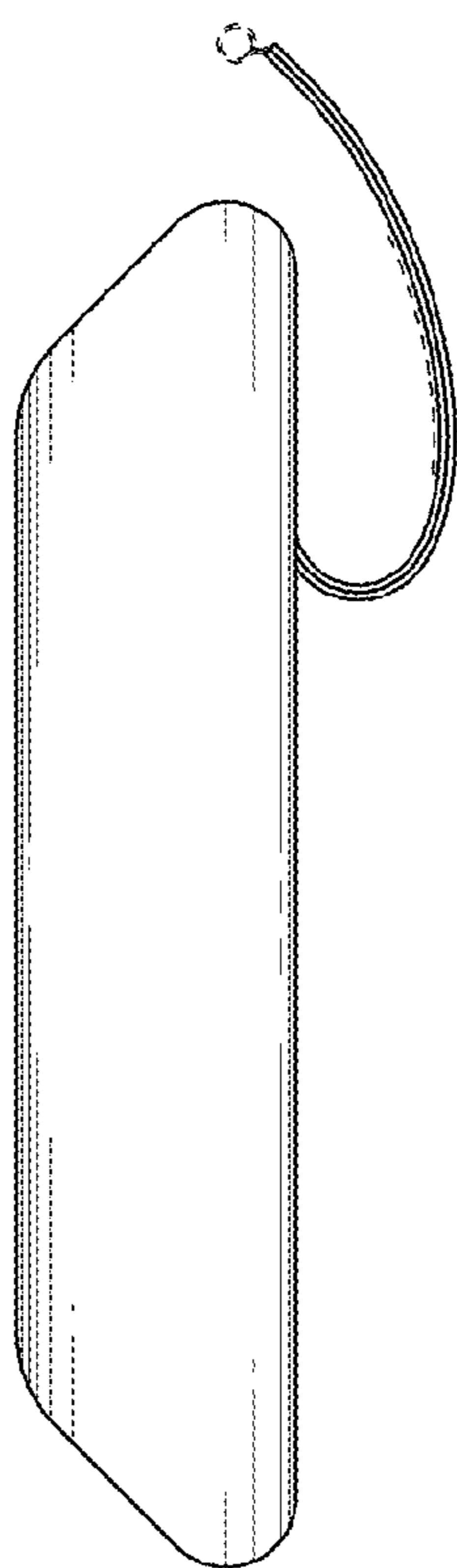


FIG. 6

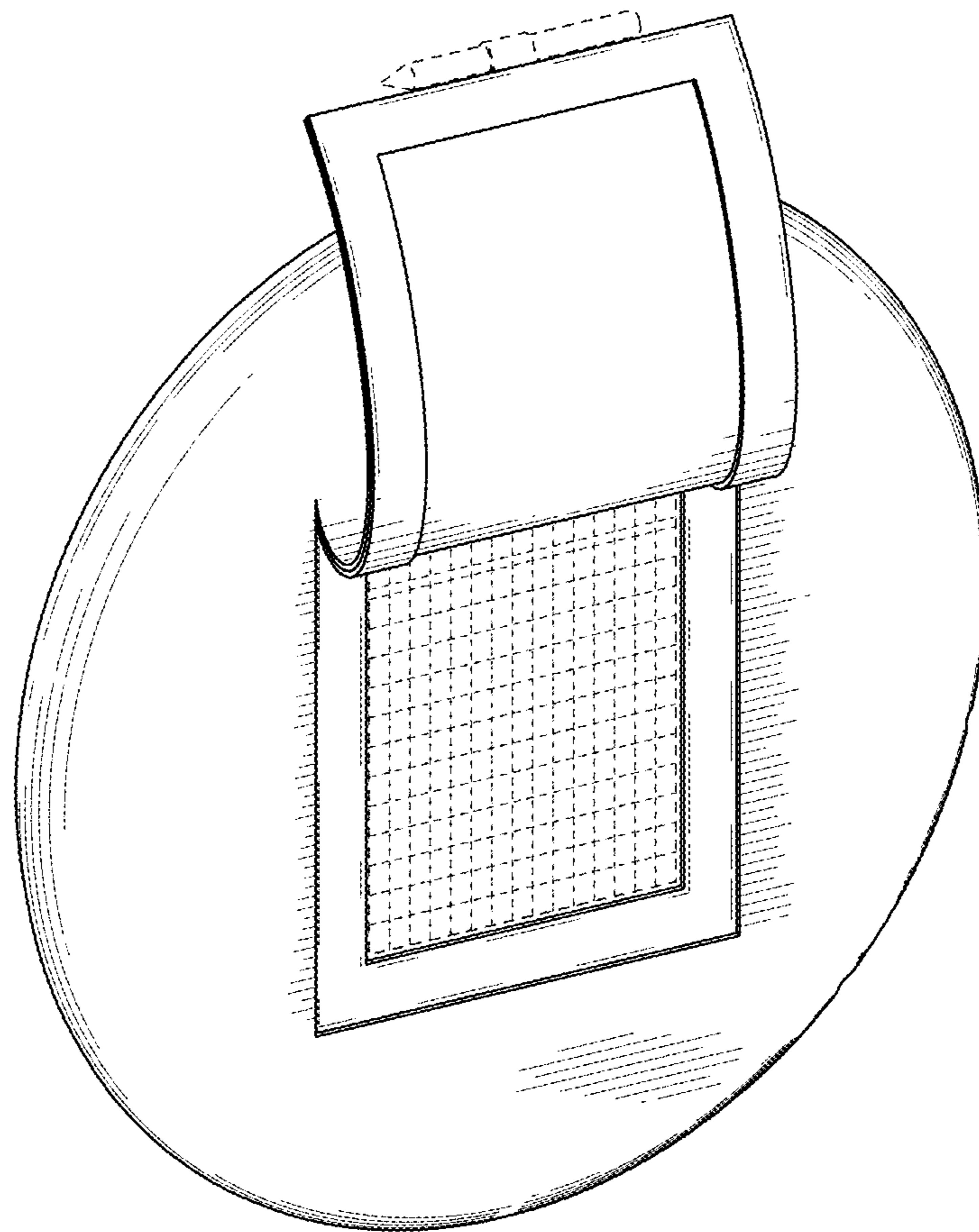


FIG. 7